

IAME Series Benelux Round 4 Genk
X30 Senior
Genk 1,360 Km
Non Qualifying Practice Group 1
16.08.2024 08:30
Practice (8:00 Time) started at 8:29:59

Pos	No.	Name	Nat	Chassis	Raceteam	Laps	Best Tm	Diff	Gap	In Lap	km/h
1	254	Conor GRANT	IRL	KR	Victory Lane	7	54.609			5	89,656
2	296	Kevin LANTINGA	NLD	Croc Promo	Lantinga Racing	8	54.638	0.029	0.029	7	89,608
3	244	Patrice KOWALEWSKI(R)	BEL	TD Kart	Delre Racing Team	8	54.730	0.121	0.092	6	89,457
4	290	Sam BALOTA	BEL	Kosmic	Dream Racing	8	54.731	0.122	0.001	6	89,456
5	222	Alexi CONSTANT(R)	BEL	Kosmic	AC Racing	9	54.757	0.148	0.026	8	89,413
6	354	Charly GLUME	BEL	Lando Norri	Eurokarting	7	54.800	0.191	0.043	7	89,343
7	267	Rhys NEWBURN	GBR	TB Kart	S8 Racing	8	54.858	0.249	0.058	8	89,249
8	374	Fionn MC LAUGHLIN	IRL	KR	Vdk	8	54.954	0.345	0.096	7	89,093
9	372	Andy RATEL	FRA	Pantano	PANTANO RACING TEAM	8	54.978	0.369	0.024	7	89,054
10	238	Enzo MENENDEZ	FRA	RedSpeed	Renaux Racing Team	8	55.018	0.409	0.040	7	88,989
11	263	Philip SVENDSEN	NOR	Charles Lec	Privateer	9	55.063	0.454	0.045	9	88,916
12	224	Angelo MELI	BEL	Tony-Kart	EGP Racing Team	8	55.084	0.475	0.021	8	88,882
13	268	Clément MASSAUX	BEL	Tony-Kart	Ravet Racing Team	8	55.096	0.487	0.012	8	88,863
14	264	Max STORM	NLD	Kosmic	Fusion Motorsport Benelu	6	55.147	0.538	0.051	6	88,781
15	383	Annabelle BRIAN	NLD	Croc Promo	KCR-Racing	9	55.150	0.541	0.003	7	88,776
16	235	CJ BENNETT	IRL	KR	Victory Lane	9	55.179	0.570	0.029	7	88,729
17	376	Maxim HAROUTOUNIAN	NLD	Falcon	Falcon racing team	8	55.188	0.579	0.009	6	88,715
18	347	Maximiliano RADECK DA SI	FRA	KR	Victory Lane	8	55.205	0.596	0.017	8	88,688
19	398	Lluís TORT MAS	ESP	Gillard	AUTO CLUB RC2 VALLÈS	9	55.215	0.606	0.010	7	88,672
20	343	Emmanouil LIOUDAKIS	GRC	KR	Victory Lane	8	55.260	0.651	0.045	8	88,599
21	287	Rinse VOS	NLD	Kosmic	Fusion Motorsport Benelu	9	55.302	0.693	0.042	5	88,532
22	266	Tyron KINARD	BEL	Tony-Kart	Tys Racing	8	55.350	0.741	0.048	8	88,455
23	246	Mattéo VAN DE KERCHOVE	BEL	KR	Vdk	9	55.357	0.748	0.007	7	88,444
24	217	Tess VERSCHOOR	NLD	Croc Promo	KCR-Racing	8	55.464	0.855	0.107	6	88,273
25	240	Luke TAYLOR	GBR	Lando Norri	Premium Karting	8	55.465	0.856	0.001	7	88,272
26	344	Luis AGUIAR CARDOSO	PRT	KR	Vdk	8	55.722	1.113	0.257	4	87,865
27	345	Sofia ZANFARI	MAR	KR	Victory Lane	8	55.842	1.233	0.120	7	87,676
28	351	VAN DUIJVENVOORDE Yiro	NLD	Lando Norri	Young Driver Academy	7	56.038	1.429	0.196	6	87,369
29	219	Ollie MEURS	NLD	Falcon	Falcon racing team	8	56.063	1.454	0.025	7	87,330
30	221	Raphaël DAUW(R)	BEL	Kosmic	CG Racing	7	56.092	1.483	0.029	5	87,285
31	262	Roan VAN DE KERKHOF	NLD	Formula K	Scuderia 24/7	3	58.513	3.904	2.421	3	83,674

IAME Series Benelux Round 4 Genk

X30 Senior

Genk 1,360 Km

Non Qualifying Practice Group 1

16.08.2024 08:30

Practice (8:00 Time) started at 8:29:59

Lap	Time of Day	Lap Tm	Diff	S1 Tm	S2 Tm	S3 Tm	Lap	Time of Day	Lap Tm	Diff	S1 Tm	S2 Tm	S3 Tm
(254) Conor GRANT							6	8:36:05.920	55.096	+0.238	22.059	16.465	16.572
1	8:31:45.953	1:02.751	+8.142	26.218	18.420	18.113	7	8:37:00.800	54.880	+0.022	22.005	16.345	16.530
2	8:32:42.484	56.531	+1.922	22.907	16.811	16.813	8	8:37:55.658	54.858		21.965	16.365	16.528
3	8:33:37.770	55.286	+0.677	22.268	16.419	16.599	(374) Fionn MC LAUGHLIN						
4	8:34:32.695	54.925	+0.316	22.171	16.251	16.503	1	8:31:55.607	1:02.219	+7.265	26.832	17.940	17.447
5	8:35:27.304	54.609		21.980	16.175	16.454	2	8:32:52.308	56.701	+1.747	22.905	16.908	16.888
6	8:36:21.951	54.647	+0.038	22.024	16.240	16.383	3	8:33:48.213	55.905	+0.951	22.532	16.638	16.735
7	8:37:16.628	54.677	+0.068	22.007	16.188	16.482	4	8:34:43.639	55.426	+0.472	22.328	16.457	16.641
(296) Kevin LANTINGA							5	8:35:38.699	55.060	+0.106	22.199	16.306	16.555
1	8:31:45.689	1:03.315	+8.677	26.806	18.567	17.942	6	8:36:33.727	55.028	+0.074	22.085	16.347	16.596
2	8:32:42.269	56.580	+1.942	22.982	16.799	16.799	7	8:37:28.681	54.954		22.080	16.339	16.535
3	8:33:37.473	55.204	+0.566	22.254	16.329	16.621	8	8:38:23.709	55.028	+0.074	22.111	16.351	16.566
4	8:34:32.316	54.843	+0.205	22.078	16.242	16.523	(372) Andy RATEL						
5	8:35:26.967	54.651	+0.013	21.943	16.221	16.487	1	8:31:45.348	1:03.279	+8.301	26.847	18.686	17.746
6	8:36:21.713	54.746	+0.108	22.055	16.201	16.490	2	8:32:42.642	57.294	+2.316	23.136	17.080	17.078
7	8:37:16.351	54.638		21.997	16.221	16.420	3	8:33:38.304	55.662	+0.684	22.513	16.490	16.659
8	8:38:11.052	54.701	+0.063	21.943	16.257	16.501	4	8:34:33.654	55.350	+0.372	22.303	16.415	16.632
(244) Patrice KOWALEWSKI(R)							5	8:35:28.692	55.038	+0.060	22.158	16.329	16.551
1	8:31:49.294	1:03.168	+8.438	27.393	18.249	17.526	6	8:36:23.691	54.999	+0.021	22.157	16.294	16.548
2	8:32:45.951	56.657	+1.927	22.917	16.848	16.892	7	8:37:18.669	54.978		22.121	16.296	16.561
3	8:33:41.503	55.552	+0.822	22.357	16.531	16.664	8	8:38:13.981	55.312	+0.334	22.207	16.543	16.562
4	8:34:36.522	55.019	+0.289	22.150	16.340	16.529	(238) Enzo MENEDEZ						
5	8:35:31.445	54.923	+0.193	22.080	16.335	16.508	1	8:31:46.366	1:03.594	+8.576	26.661	18.732	18.201
6	8:36:26.175	54.730		21.972	16.277	16.481	2	8:32:44.663	58.297	+3.279	24.095	17.288	16.914
7	8:37:21.075	54.900	+0.170	21.999	16.359	16.542	3	8:33:40.696	56.033	+1.015	22.629	16.635	16.769
8	8:38:16.059	54.984	+0.254	22.092	16.340	16.552	4	8:34:36.219	55.523	+0.505	22.304	16.650	16.569
(290) Sam BALOTA							5	8:35:31.798	55.579	+0.561	22.511	16.507	16.561
1	8:31:53.204	1:01.885	+7.154	26.596	17.825	17.464	6	8:36:26.859	55.061	+0.043	22.115	16.487	16.459
2	8:32:49.522	56.318	+1.587	22.868	16.717	16.733	7	8:37:21.877	55.018		22.152	16.331	16.535
3	8:33:44.701	55.179	+0.448	22.289	16.306	16.584	8	8:38:17.018	55.141	+0.123	22.121	16.517	16.503
4	8:34:39.676	54.975	+0.244	22.152	16.273	16.550	(263) Philip SVENDSEN						
5	8:35:34.557	54.881	+0.150	22.139	16.224	16.518	1	8:31:18.412	1:05.984	+10.921	28.087	19.635	18.262
6	8:36:29.288	54.731		22.090	16.176	16.465	2	8:32:16.951	58.539	+3.476	23.962	17.311	17.266
7	8:37:24.217	54.929	+0.198	22.181	16.193	16.555	3	8:33:13.572	56.621	+1.558	22.777	16.733	17.111
8	8:38:19.351	55.134	+0.403	22.096	16.500	16.538	4	8:34:09.340	55.768	+0.705	22.596	16.473	16.699
(222) Alexi CONSTANT(R)							5	8:35:04.704	55.364	+0.301	22.366	16.329	16.669
1	8:31:12.961	1:04.395	+9.638	27.411	19.193	17.791	6	8:36:01.541	56.837	+1.774	23.750	16.333	16.754
2	8:32:09.972	57.011	+2.254	23.181	16.959	16.871	7	8:36:56.617	55.076	+0.013	22.185	16.327	16.564
3	8:33:05.489	55.517	+0.760	22.404	16.458	16.655	8	8:37:52.054	55.437	+0.374	22.067	16.448	16.922
4	8:34:00.644	55.155	+0.398	22.178	16.340	16.637	9	8:38:47.117	55.063		22.119	16.356	16.588
5	8:34:56.126	55.482	+0.725	22.392	16.350	16.740	(224) Angelo MELI						
6	8:35:50.967	54.841	+0.084	22.034	16.312	16.495	1	8:31:37.871	1:02.509	+7.425	26.734	18.273	17.502
7	8:36:45.886	54.919	+0.162	22.013	16.366	16.540	2	8:32:34.655	56.784	+1.700	22.878	16.756	17.150
8	8:37:40.643	54.757		21.996	16.273	16.488	3	8:33:30.218	55.563	+0.479	22.415	16.438	16.710
9	8:38:35.897	55.254	+0.497	22.142	16.436	16.676	4	8:34:25.561	55.343	+0.259	22.299	16.431	16.613
(354) Charly GLUME							5	8:35:20.751	55.190	+0.106	22.211	16.370	16.609
1	8:31:13.229	1:02.126	+7.326	26.305	18.108	17.713	6	8:36:15.946	55.195	+0.111	22.213	16.342	16.640
2	8:32:10.431	57.202	+2.402	23.269	16.991	16.942	7	8:37:11.253	55.307	+0.223	22.178	16.485	16.644
3	8:33:05.873	55.442	+0.642	22.346	16.421	16.675	8	8:38:06.337	55.084		22.122	16.327	16.635
4	8:34:00.857	54.984	+0.184	22.094	16.342	16.548	(268) Clément MASSAUX						
5	8:34:55.819	54.962	+0.162	22.033	16.227	16.702	1	8:31:46.427	1:08.352	+13.256	27.797	21.968	18.587
6	8:35:50.664	54.845	+0.045	22.102	16.222	16.521	2	8:32:44.320	57.893	+2.797	23.732	17.210	16.951
7	8:36:45.464	54.800		22.035	16.230	16.535	3	8:33:40.507	56.187	+1.091	22.479	16.908	16.800
(267) Rhys NEWBURN							4	8:34:36.039	55.532	+0.436	22.292	16.575	16.665
1	8:31:26.127	1:06.654	+11.796	28.288	19.864	18.502	5	8:35:31.267	55.228	+0.132	22.138	16.393	16.697
2	8:32:23.792	57.665	+2.807	23.571	17.032	17.062	6	8:36:26.705	55.438	+0.342	22.442	16.351	16.645
3	8:33:20.249	56.457	+1.599	22.659	16.921	16.877	7	8:37:22.388	55.683	+0.587	22.513	16.543	16.627
4	8:34:15.607	55.358	+0.500	22.241	16.460	16.657	8	8:38:17.484	55.096		22.058	16.442	16.596
5	8:35:10.824	55.217	+0.359	22.006	16.558	16.653	(264) Max STORM						

IAME Series Benelux Round 4 Genk

X30 Senior

Genk 1,360 Km

Non Qualifying Practice Group 1

16.08.2024 08:30

Practice (8:00 Time) started at 8:29:59

Lap	Time of Day	Lap Tm	Diff	S1 Tm	S2 Tm	S3 Tm
1	8:31:11.678	1:02.260	+7.113	26.351	18.193	17.716
2	8:32:08.992	57.314	+2.167	23.308	17.028	16.978
3	8:33:04.876	55.884	+0.737	22.545	16.499	16.840
4	8:34:00.187	55.311	+0.164	22.216	16.385	16.710
5	8:34:55.407	55.220	+0.073	22.141	16.355	16.724
6	8:35:50.554	55.147		22.197	16.273	16.677

(383) Annabelle BRIAN

1	8:31:21.331	1:03.064	+7.914	26.654	18.610	17.800
2	8:32:19.032	57.701	+2.551	23.462	17.139	17.100
3	8:33:15.006	55.974	+0.824	22.595	16.609	16.770
4	8:34:10.673	55.667	+0.517	22.420	16.509	16.738
5	8:35:05.922	55.249	+0.099	22.163	16.426	16.660
6	8:36:01.169	55.247	+0.097	22.192	16.402	16.653
7	8:36:56.319	55.150		22.169	16.362	16.619
8	8:37:51.533	55.214	+0.064	22.166	16.448	16.600
9	8:38:46.800	55.267	+0.117	22.180	16.460	16.627

(235) CJ BENNETT

1	8:31:16.698	1:03.852	+8.673	27.404	18.310	18.138
2	8:32:14.330	57.632	+2.453	23.537	17.078	17.017
3	8:33:10.470	56.140	+0.961	22.650	16.628	16.862
4	8:34:06.151	55.681	+0.502	22.335	16.547	16.799
5	8:35:01.381	55.230	+0.051	22.206	16.369	16.655
6	8:35:56.595	55.214	+0.035	22.205	16.368	16.641
7	8:36:51.774	55.179		22.141	16.352	16.686
8	8:37:46.960	55.186	+0.007	22.167	16.359	16.660
9	8:38:42.305	55.345	+0.166	22.165	16.499	16.681

(376) Maxim HAROUTOUNIAN

1	8:31:46.044	1:10.329	+15.141	28.579	21.195	20.555
2	8:32:43.988	57.944	+2.756	23.875	17.060	17.009
3	8:33:39.839	55.851	+0.663	22.553	16.574	16.724
4	8:34:35.440	55.601	+0.413	22.333	16.462	16.806
5	8:35:30.633	55.193	+0.005	22.220	16.405	16.568
6	8:36:25.821	55.188		22.233	16.363	16.592
7	8:37:21.369	55.548	+0.360	22.175	16.611	16.762
8	8:38:16.679	55.310	+0.122	22.263	16.455	16.592

(347) Maximiliano RADECK DA SILVA

1	8:31:37.109	1:05.885	+10.680	28.888	19.037	17.960
2	8:32:35.066	57.957	+2.752	23.721	17.163	17.073
3	8:33:31.085	56.019	+0.814	22.556	16.593	16.870
4	8:34:26.603	55.518	+0.313	22.352	16.461	16.705
5	8:35:21.896	55.293	+0.088	22.183	16.410	16.700
6	8:36:17.183	55.287	+0.082	22.247	16.426	16.614
7	8:37:12.480	55.297	+0.092	22.147	16.421	16.729
8	8:38:07.685	55.205		22.179	16.418	16.608

(398) Lluís TORT MAS

1	8:31:20.819	1:06.866	+11.651	28.617	19.860	18.389
2	8:32:19.511	58.692	+3.477	24.076	17.423	17.193
3	8:33:15.672	56.161	+0.946	22.663	16.676	16.822
4	8:34:11.249	55.577	+0.362	22.269	16.575	16.733
5	8:35:06.748	55.499	+0.284	22.300	16.507	16.692
6	8:36:02.196	55.448	+0.233	22.170	16.550	16.728
7	8:36:57.411	55.215		22.234	16.410	16.571
8	8:37:52.988	55.577	+0.362	22.413	16.529	16.635
9	8:38:48.463	55.475	+0.260	22.209	16.486	16.780

(343) Emmanouil LIOUDAKIS

1	8:31:25.516	1:06.817	+11.557	28.740	19.749	18.328
2	8:32:23.473	57.957	+2.697	23.592	17.120	17.245
3	8:33:20.142	56.669	+1.409	22.920	16.736	17.013
4	8:34:16.288	56.146	+0.886	22.669	16.590	16.887
5	8:35:11.806	55.518	+0.258	22.380	16.422	16.716

Lap	Time of Day	Lap Tm	Diff	S1 Tm	S2 Tm	S3 Tm
6	8:36:07.199	55.393	+0.133	22.248	16.438	16.707
7	8:37:02.653	55.454	+0.194	22.329	16.412	16.713
8	8:37:57.913	55.260		22.213	16.328	16.719

(287) Rinse VOS

1	8:31:12.809	1:02.743	+7.441	26.189	18.680	17.874
2	8:32:10.673	57.864	+2.562	23.946	16.967	16.951
3	8:33:06.439	55.766	+0.464	22.475	16.543	16.748
4	8:34:02.082	55.643	+0.341	22.527	16.430	16.686
5	8:34:57.384	55.302		22.237	16.398	16.667
6	8:35:52.705	55.321	+0.019	22.255	16.387	16.679
7	8:36:48.178	55.473	+0.171	22.310	16.439	16.724
8	8:37:43.534	55.356	+0.054	22.206	16.360	16.790
9	8:38:38.960	55.426	+0.124	22.261	16.451	16.714

(266) Tyron KINARD

1	8:31:35.715	1:02.485	+7.135	26.518	18.251	17.716
2	8:32:33.015	57.300	+1.950	23.119	17.068	17.113
3	8:33:29.157	56.142	+0.792	22.637	16.658	16.847
4	8:34:26.050	56.893	+1.543	23.627	16.531	16.735
5	8:35:21.527	55.477	+0.127	22.208	16.500	16.769
6	8:36:16.956	55.429	+0.079	22.208	16.441	16.780
7	8:37:12.949	55.993	+0.643	22.657	16.591	16.745
8	8:38:08.299	55.350		22.162	16.435	16.753

(246) Mattéo VAN DE KERCHOVE

1	8:31:16.839	1:04.448	+9.091	27.337	18.537	18.574
2	8:32:15.190	58.351	+2.994	23.847	17.291	17.213
3	8:33:11.670	56.480	+1.123	22.661	16.846	16.973
4	8:34:11.090	59.420	+4.063	25.939	16.712	16.769
5	8:35:06.539	55.449	+0.092	22.260	16.521	16.668
6	8:36:01.953	55.414	+0.057	22.202	16.485	16.727
7	8:36:57.310	55.357		22.206	16.449	16.702
8	8:37:52.683	55.373	+0.016	22.167	16.478	16.728
9	8:38:48.240	55.557	+0.200	22.267	16.559	16.731

(217) Tess VERSCHOOR

1	8:31:30.396	1:03.669	+8.205	26.989	18.739	17.941
2	8:32:28.104	57.708	+2.244	23.406	17.199	17.103
3	8:33:24.366	56.262	+0.798	22.586	16.788	16.888
4	8:34:20.215	55.849	+0.385	22.458	16.621	16.770
5	8:35:15.885	55.670	+0.206	22.382	16.509	16.779
6	8:36:11.349	55.464		22.252	16.468	16.744
7	8:37:07.152	55.803	+0.339	22.294	16.691	16.818
8	8:38:02.715	55.563	+0.099	22.256	16.625	16.682

(240) Luke TAYLOR

1	8:31:28.006	1:02.599	+7.134	26.886	18.124	17.589
2	8:32:25.372	57.366	+1.901	23.335	16.971	17.060
3	8:33:21.877	56.505	+1.040	22.790	16.764	16.951
4	8:34:17.792	55.915	+0.450	22.571	16.553	16.791
5	8:35:13.384	55.592	+0.127	22.357	16.444	16.791
6	8:36:09.015	55.631	+0.166	22.377	16.526	16.728
7	8:37:04.480	55.465		22.278	16.443	16.744
8	8:37:59.978	55.498	+0.033	22.266	16.482	16.750

(344) Luis AGUIAR CARDOSO

1	8:31:26.814	1:05.108	+9.386	27.182	19.531	18.395
2	8:32:24.865	58.051	+2.329	23.636	17.335	17.080
3	8:33:21.515	56.650	+0.928	22.904	16.827	16.919
4	8:34:17.237	55.722		22.500	16.499	16.723
5	8:35:12.976	55.739	+0.017	22.354	16.564	16.821
6	8:36:09.235	56.259	+0.537	22.386	17.085	16.788
7	8:37:05.972	56.737	+1.015	22.351	17.374	17.012
8	8:38:01.767	55.795	+0.073	22.485	16.642	16.668

IAME Series Benelux Round 4 Genk

X30 Senior

Genk 1,360 Km

Non Qualifying Practice Group 1

16.08.2024 08:30

Practice (8:00 Time) started at 8:29:59

Lap	Time of Day	Lap Tm	Diff	S1 Tm	S2 Tm	S3 Tm	Lap	Time of Day	Lap Tm	Diff	S1 Tm	S2 Tm	S3 Tm
(345) Sofia ZANFARI													
1	8:31:32.691	1:07.715	+11.873	28.914	19.742	19.059							
2	8:32:34.841	1:02.150	+6.308	25.077	19.429	17.644							
3	8:33:32.332	57.491	+1.649	23.374	17.080	17.037							
4	8:34:28.734	56.402	+0.560	22.740	16.731	16.931							
5	8:35:24.903	56.169	+0.327	22.513	16.630	17.026							
6	8:36:21.858	56.955	+1.113	22.634	16.617	17.704							
7	8:37:17.700	55.842		22.649	16.534	16.659							
8	8:38:14.620	56.920	+1.078	23.101	17.089	16.730							
(351) VAN DUIJVENVOORDE Yiroh													
1	8:31:26.972	1:08.221	+12.183	28.390	20.820	19.011							
2	8:33:52.655	2:25.683	+1:29.645	27.463	18.101	1:40.119							
3	8:34:51.258	58.603	+2.565	24.155	17.286	17.162							
4	8:35:47.852	56.594	+0.566	22.778	16.870	16.946							
5	8:36:44.313	56.461	+0.423	22.719	16.805	16.937							
6	8:37:40.351	56.038		22.575	16.634	16.829							
7	8:38:36.875	56.524	+0.486	22.909	16.642	16.973							
(219) Ollie MEURS													
1	8:31:23.348	1:03.988	+7.925	27.740	18.487	17.761							
2	8:32:21.102	57.754	+1.691	23.274	17.289	17.191							
3	8:33:18.067	56.965	+0.902	22.822	16.968	17.175							
4	8:34:14.537	56.470	+0.407	22.631	16.815	17.024							
5	8:35:11.389	56.852	+0.789	22.770	17.003	17.079							
6	8:36:07.792	56.403	+0.340	22.578	16.870	16.955							
7	8:37:03.855	56.063		22.475	16.696	16.892							
8	8:38:00.282	56.427	+0.364	22.482	16.964	16.981							
(221) Raphaël DAUW(R)													
1	8:31:36.177	1:03.331	+7.239	27.071	18.393	17.867							
2	8:32:34.258	58.081	+1.989	23.359	17.431	17.291							
3	8:33:31.306	57.048	+0.956	22.921	16.891	17.236							
4	8:34:27.559	56.253	+0.161	22.642	16.649	16.962							
5	8:35:23.651	56.092		22.492	16.633	16.967							
6	8:36:19.924	56.273	+0.181	22.592	16.718	16.963							
7	8:37:16.136	56.212	+0.120	22.651	16.652	16.909							
(262) Roan VAN DE KERKHOF													
1	8:31:39.268	1:26.263	+27.750	48.172	19.597	18.494							
2	8:32:38.931	59.663	+1.150	24.007	18.022	17.634							
3	8:33:37.444	58.513		23.452	17.672	17.389							

IAME Series Benelux Round 4 Genk
X30 Senior
Genk 1,360 Km
Non Qualifying Practice Group 2
16.08.2024 08:40
Practice (8:00 Time) started at 8:40:00

Pos	No.	Name	Nat	Chassis	Raceteam	Laps	Best Tm	Diff	Gap	In Lap	km/h
1	242	Kyuho LEE	KOR	Tony-Kart	EGP Racing Team	8	54.543			8	89,764
2	289	Otto PYYKÖNEN	FIN	Tony-Kart	EGP Racing Team	8	54.550	0.007	0.007	7	89,753
3	342	Cathal CLARK	GBR	KR	Fusion Motorsport Benelu	9	54.646	0.103	0.096	6	89,595
4	216	Victor LOUIS	BEL	Kosmic	Rsd Karting	9	54.669	0.126	0.023	8	89,557
5	346	Daan STEENMAN	NLD	Mad Croc	KCR-Racing	7	54.670	0.127	0.001	6	89,556
6	249	Riemer BLONK	NLD	Croc Promo	KCR-Racing	8	54.712	0.169	0.042	6	89,487
7	250	Mattiz MEERSCHAUT	BEL	Croc Promo	KCR-Racing	8	54.738	0.195	0.026	6	89,444
8	201	Henkie KALTEREN	NLD	Kosmic	Rsd Karting	8	54.767	0.224	0.029	7	89,397
9	306	Ilyes PRUVOST	FRA	RedSpeed	Renaux Racing Team	9	54.785	0.242	0.018	8	89,368
10	248	Roméo ROUSSEL	FRA	KR	PB Kart	9	54.797	0.254	0.012	7	89,348
11	281	Maxime BLANCHEMAIN	FRA	KR	Victory Lane	9	54.809	0.266	0.012	4	89,328
12	285	Roberto BAAS	BEL	Exprit	wjs racing	9	54.817	0.274	0.008	6	89,315
13	228	Luca MONTEBELLO	BEL	Kosmic	Rsd Karting	9	54.867	0.324	0.050	7	89,234
14	327	Lukas HORCICKA(R)	CZE	Alonso Kart	GEPA RACING	9	54.879	0.336	0.012	8	89,214
15	214	Yanis BOUILLEZ	BEL	Kosmic	PJM	8	54.894	0.351	0.015	7	89,190
16	231	Gaëtan DEBRABANDERE	BEL	RedSpeed	CG Racing	9	54.903	0.360	0.009	8	89,175
17	270	Thomas VAN VLIET	NLD	Kosmic	Rsd Karting	8	55.009	0.466	0.106	6	89,004
18	215	Esteban WALGRAEVE	BEL	Kosmic	Rsd Karting	9	55.050	0.507	0.041	8	88,937
19	279	Siebe PAGNAER	BEL	TD Kart	TD Official Racing Team	9	55.207	0.664	0.157	8	88,684
20	340	Thibéau WIJERS	NLD	CRG	DFK	9	55.232	0.689	0.025	7	88,644
21	317	Kevin BAKKER	NLD	Falcon	Falcon racing team	8	55.292	0.749	0.060	6	88,548
22	280	Joep MULLER	NLD	Kosmic	FSR	8	55.318	0.775	0.026	7	88,506
23	370	Rosanne DEN DRIJVER	NLD	Falcon	Falcon racing team	9	55.336	0.793	0.018	6	88,478
24	274	Miguel SILVA	PRT	Pantano	PANTANO RACING TEAM	9	55.503	0.960	0.167	8	88,211
25	208	Ellie DAX(R)	LUX	Kosmic	CG Racing	8	55.528	0.985	0.025	6	88,172
26	318	Marius BARRY-BERG	NOR	KR	Vdk	8	55.776	1.233	0.248	5	87,780
27	341	Casper NORMANN	DNK	Kosmic	Ravet Racing Team	9	55.806	1.263	0.030	6	87,733
28	200	Anne-Charlotte ANTUORO	FRA	Tony-Kart	DG KART	9	55.868	1.325	0.062	7	87,635
29	319	Kayne INCE(R)	NLD	Praga	OW karting	8	55.999	1.456	0.131	4	87,430
30	384	Victor AEGERTER	FRA	Croc Promo	Croc Promotion	8	56.115	1.572	0.116	8	87,249
31	286	Ruby VERLINDEN	BEL	Kosmic	EGP Racing Team	9	56.157	1.614	0.042	8	87,184

IAME Series Benelux Round 4 Genk

X30 Senior

Genk 1,360 Km

Non Qualifying Practice Group 2

16.08.2024 08:40

Practice (8:00 Time) started at 8:40:00

Lap	Time of Day	Lap Tm	Diff	S1 Tm	S2 Tm	S3 Tm	Lap	Time of Day	Lap Tm	Diff	S1 Tm	S2 Tm	S3 Tm
(242) Kyuho LEE							(201) Henkie KALTEREN						
1	8:42:01.533	1:02.750	+8.207	26.571	18.231	17.948	1	8:42:00.471	1:01.355	+6.588	26.056	17.793	17.506
2	8:42:58.895	57.362	+2.819	23.709	16.903	16.750	2	8:42:56.614	56.143	+1.376	22.769	16.594	16.780
3	8:43:54.058	55.163	+0.620	22.328	16.331	16.504	3	8:43:51.931	55.317	+0.550	22.260	16.434	16.623
4	8:44:48.639	54.581	+0.038	21.994	16.209	16.378	4	8:44:46.994	55.063	+0.296	22.182	16.311	16.570
5	8:45:43.254	54.615	+0.072	21.941	16.258	16.416	5	8:45:41.873	54.879	+0.112	22.096	16.232	16.551
6	8:46:37.944	54.690	+0.147	21.980	16.260	16.450	6	8:46:36.764	54.891	+0.124	22.088	16.278	16.525
7	8:47:32.491	54.547	+0.004	21.950	16.107	16.490	7	8:47:31.531	54.767		22.053	16.205	16.509
8	8:48:27.034	54.543		21.954	16.152	16.437	8	8:48:26.339	54.808	+0.041	22.044	16.259	16.505
(289) Otto PYYKÖNEN							(306) Ilyes PRUVOST						
1	8:42:01.398	1:03.023	+8.473	25.850	19.061	18.112	1	8:41:26.031	1:02.845	+8.060	26.658	18.549	17.638
2	8:42:58.583	57.185	+2.635	23.594	16.775	16.816	2	8:42:22.869	56.838	+2.053	23.060	16.973	16.805
3	8:43:53.761	55.178	+0.628	22.300	16.324	16.554	3	8:43:18.040	55.171	+0.386	22.246	16.346	16.579
4	8:44:48.421	54.660	+0.110	21.985	16.190	16.485	4	8:44:13.157	55.117	+0.332	22.080	16.493	16.544
5	8:45:43.073	54.652	+0.102	21.942	16.255	16.455	5	8:45:08.514	55.357	+0.572	22.095	16.470	16.792
6	8:46:38.127	55.054	+0.504	22.362	16.260	16.432	6	8:46:03.349	54.835	+0.050	22.076	16.218	16.541
7	8:47:32.677	54.550		21.940	16.181	16.429	7	8:46:58.140	54.791	+0.006	22.043	16.178	16.570
8	8:48:27.250	54.573	+0.023	21.975	16.205	16.393	8	8:47:52.925	54.785		22.107	16.215	16.463
9							9	8:48:47.875	54.950	+0.165	22.051	16.289	16.610
(342) Cathal CLARK							(248) Roméo ROUSSEL						
1	8:41:31.706	1:02.233	+7.587	26.998	17.894	17.341	1	8:41:26.432	1:03.342	+8.545	27.060	18.485	17.797
2	8:42:27.649	55.943	+1.297	22.662	16.618	16.663	2	8:42:23.294	56.862	+2.065	23.243	16.846	16.773
3	8:43:23.280	55.631	+0.985	22.811	16.343	16.477	3	8:43:18.944	55.650	+0.853	22.487	16.521	16.642
4	8:44:18.188	54.908	+0.262	22.113	16.340	16.455	4	8:44:14.012	55.068	+0.271	22.148	16.365	16.555
5	8:45:12.884	54.696	+0.050	21.982	16.231	16.483	5	8:45:09.017	55.005	+0.208	22.161	16.318	16.526
6	8:46:07.530	54.646		21.952	16.225	16.469	6	8:46:04.179	55.162	+0.365	22.224	16.415	16.523
7	8:47:02.543	55.013	+0.367	22.128	16.308	16.577	7	8:46:58.976	54.797		22.039	16.294	16.464
8	8:47:57.365	54.822	+0.176	22.023	16.288	16.511	8	8:47:54.139	55.163	+0.366	22.124	16.520	16.519
9	8:48:52.357	54.992	+0.346	22.080	16.379	16.533	9	8:48:49.294	55.155	+0.358	22.297	16.325	16.533
(216) Victor LOUIS							(281) Maxime BLANCHEMAIN						
1	8:41:25.728	1:04.123	+9.454	27.879	18.612	17.632	1	8:41:28.439	1:01.740	+6.931	26.231	18.241	17.268
2	8:42:22.163	56.435	+1.766	23.125	16.669	16.641	2	8:42:25.252	56.813	+2.004	22.942	17.158	16.713
3	8:43:17.015	54.852	+0.183	22.048	16.340	16.464	3	8:43:20.485	55.233	+0.424	22.296	16.420	16.517
4	8:44:11.733	54.718	+0.049	22.032	16.239	16.447	4	8:44:15.294	54.809		22.061	16.270	16.478
5	8:45:06.476	54.743	+0.074	22.001	16.265	16.477	5	8:45:10.199	54.905	+0.096	22.020	16.282	16.603
6	8:46:01.450	54.974	+0.305	21.883	16.534	16.557	6	8:46:05.143	54.944	+0.135	21.902	16.409	16.633
7	8:46:56.169	54.719	+0.050	22.051	16.216	16.452	7	8:46:59.963	54.820	+0.011	22.094	16.259	16.467
8	8:47:50.838	54.669		21.958	16.222	16.489	8	8:47:54.819	54.856	+0.047	21.993	16.344	16.519
9	8:48:45.709	54.871	+0.202	21.920	16.442	16.509	9	8:48:49.880	55.061	+0.252	22.102	16.407	16.552
(346) Daan STEENMAN							(285) Roberto BAAS						
1	8:41:39.177	1:05.421	+10.751	29.904	18.117	17.400	1	8:41:07.172	1:00.723	+5.906	25.716	17.648	17.359
2	8:42:35.524	56.347	+1.677	23.025	16.567	16.755	2	8:42:03.490	56.318	+1.501	22.947	16.575	16.796
3	8:43:30.750	55.226	+0.566	22.272	16.344	16.610	3	8:42:59.240	55.750	+0.933	22.401	16.742	16.607
4	8:44:26.943	56.193	+1.523	22.911	16.699	16.583	4	8:43:54.327	55.087	+0.270	22.217	16.343	16.527
5	8:45:21.792	54.849	+0.179	22.136	16.213	16.500	5	8:44:49.290	54.963	+0.146	22.121	16.320	16.522
6	8:46:16.462	54.670		21.954	16.192	16.524	6	8:45:44.107	54.817		22.037	16.275	16.505
7	8:47:11.318	54.856	+0.186	21.996	16.305	16.555	7	8:46:38.943	54.836	+0.019	22.009	16.247	16.580
(249) Riemer BLONK							(228) Luca MONTEBELLO						
1	8:41:49.402	1:03.587	+8.875	27.102	18.828	17.657	1	8:41:26.285	1:01.903	+7.036	26.557	18.030	17.316
2	8:42:45.661	56.259	+1.547	22.853	16.660	16.746	2	8:42:22.766	56.481	+1.614	22.935	16.776	16.770
3	8:43:40.856	55.195	+0.483	22.240	16.333	16.622	3	8:43:18.240	55.474	+0.607	22.508	16.370	16.596
4	8:44:35.720	54.864	+0.152	22.082	16.215	16.567	4	8:44:13.385	55.145	+0.278	22.120	16.396	16.629
5	8:45:30.548	54.828	+0.116	22.053	16.217	16.558	5	8:45:08.701	55.316	+0.449	22.033	16.400	16.883
6	8:46:25.260	54.712		22.042	16.145	16.525							
7	8:47:19.999	54.739	+0.027	22.036	16.182	16.521							
8	8:48:14.814	54.815	+0.103	22.057	16.215	16.543							
(250) Mattiz MEERSCHAUT													
1	8:41:40.740	1:01.249	+6.511	26.150	17.824	17.275							
2	8:42:36.624	55.884	+1.146	22.683	16.537	16.664							
3	8:43:31.605	54.981	+0.243	22.135	16.297	16.549							

IAME Series Benelux Round 4 Genk

X30 Senior

Genk 1,360 Km

Non Qualifying Practice Group 2

16.08.2024 08:40

Practice (8:00 Time) started at 8:40:00

Lap	Time of Day	Lap Tm	Diff	S1 Tm	S2 Tm	S3 Tm	Lap	Time of Day	Lap Tm	Diff	S1 Tm	S2 Tm	S3 Tm
(318) Marius BARRY-BERG													
1	8:42:01.163	1:05.138	+9.362	27.856	18.817	18.465							
2	8:43:00.217	59.054	+3.278	24.338	17.502	17.214							
3	8:43:56.770	56.553	+0.777	22.906	16.713	16.934							
4	8:44:52.699	55.929	+0.153	22.627	16.523	16.779							
5	8:45:48.475	55.776		22.434	16.423	16.919							
6	8:46:44.287	55.812	+0.036	22.414	16.560	16.838							
7	8:47:40.378	56.091	+0.315	22.735	16.580	16.776							
8	8:48:36.190	55.812	+0.036	22.410	16.624	16.778							
(341) Casper NORMANN													
1	8:41:19.135	1:03.878	+8.072	27.138	19.005	17.735							
2	8:42:16.984	57.849	+2.043	23.357	17.347	17.145							
3	8:43:13.434	56.450	+0.644	22.785	16.739	16.926							
4	8:44:09.466	56.032	+0.226	22.581	16.601	16.850							
5	8:45:05.431	55.965	+0.159	22.528	16.665	16.772							
6	8:46:01.237	55.806		22.470	16.533	16.803							
7	8:46:57.776	56.539	+0.733	22.827	16.895	16.817							
8	8:47:53.604	55.828	+0.022	22.558	16.548	16.722							
9	8:48:49.942	56.338	+0.532	22.902	16.555	16.881							
(200) Anne-Charlotte ANTUORO													
1	8:41:13.088	1:03.356	+7.488	27.095	18.519	17.742							
2	8:42:11.296	58.208	+2.340	23.420	17.457	17.331							
3	8:43:08.268	56.972	+1.104	22.959	17.112	16.901							
4	8:44:05.121	56.853	+0.985	22.803	16.861	17.189							
5	8:45:01.456	56.335	+0.467	22.686	16.824	16.825							
6	8:45:57.519	56.063	+0.195	22.516	16.762	16.785							
7	8:46:53.387	55.868		22.407	16.689	16.772							
8	8:47:49.412	56.025	+0.157	22.514	16.741	16.770							
9	8:48:46.675	57.263	+1.395	22.984	17.235	17.044							
(319) Kayne INCE(R)													
1	8:41:18.880	1:02.828	+6.829	26.757	18.361	17.710							
2	8:42:16.607	57.727	+1.728	23.197	17.426	17.104							
3	8:43:12.858	56.251	+0.252	22.736	16.700	16.815							
4	8:44:08.857	55.999		22.531	16.591	16.877							
5	8:45:05.153	56.296	+0.297	22.612	16.919	16.765							
6	8:46:02.414	57.261	+1.262	22.984	17.289	16.988							
7	8:46:58.440	56.026	+0.027	22.395	16.722	16.909							
8	8:47:54.728	56.288	+0.289	22.597	16.886	16.805							
(384) Victor AEGERTER													
1	8:41:25.668	1:07.640	+11.525	29.389	19.484	18.767							
2	8:42:26.819	1:01.151	+5.036	25.357	18.208	17.586							
3	8:43:25.255	58.436	+2.321	23.943	17.238	17.255							
4	8:44:22.567	57.312	+1.197	22.927	17.203	17.182							
5	8:45:19.355	56.788	+0.673	22.893	16.833	17.062							
6	8:46:15.689	56.334	+0.219	22.664	16.682	16.988							
7	8:47:12.667	56.978	+0.863	23.048	16.910	17.020							
8	8:48:08.782	56.115		22.512	16.709	16.894							
(286) Ruby VERLINDEN													
1	8:41:18.130	1:06.528	+10.371	28.565	19.542	18.421							
2	8:42:17.604	59.474	+3.317	24.109	17.833	17.532							
3	8:43:14.935	57.331	+1.174	22.869	17.095	17.367							
4	8:44:11.349	56.414	+0.257	22.638	16.922	16.854							
5	8:45:08.595	57.246	+1.089	22.554	17.662	17.030							
6	8:46:07.356	58.761	+2.604	23.291	17.689	17.781							
7	8:47:04.271	56.915	+0.758	22.998	16.953	16.964							
8	8:48:00.428	56.157		22.388	16.799	16.970							
9	8:48:56.653	56.225	+0.068	22.376	16.768	17.081							

IAME Series Benelux Round 4 Genk
X30 Senior
Genk 1,360 Km
Non Qualifying Practice Group 3
16.08.2024 08:50
Practice (8:00 Time) started at 8:50:15

Pos	No.	Name	Nat	Chassis	Raceteam	Laps	Best Tm	Diff	Gap	In Lap	km/h
1	269	Clement OUTRAN	FRA	TB Kart	Tb Kart	8	54.309			6	90,151
2	364	Joseph SMITH	GBR	KR	Victory Lane	8	54.393	0.084	0.084	8	90,012
3	236	Matthias VANDEKERCKHOV	BEL	KR	Victory Lane	9	54.463	0.154	0.070	7	89,896
4	226	Markus GLUME	BEL	Lando Norri	Eurokarting	9	54.467	0.158	0.004	9	89,889
5	357	Roxanne LANTINGA(R)	NLD	Tony-Kart	Lantinga Racing	8	54.493	0.184	0.026	8	89,846
6	375	Marc LO PICCOLO	FRA	RedSpeed	PB Kart	9	54.545	0.236	0.052	7	89,761
7	261	Thibauld GELADE	BEL	Alonso Kart	GEPA RACING	8	54.591	0.282	0.046	7	89,685
8	363	Joan ALUJA OLESTI	ESP	KR	MDC Racing	9	54.635	0.326	0.044	7	89,613
9	338	Luna CLERET	FRA	Pantano	PANTANO RACING TEAM	9	54.640	0.331	0.005	6	89,605
10	356	Leonardo LONGONI	ITA	TB Kart	Tb Kart	8	54.685	0.376	0.045	6	89,531
11	207	Noah MATON	BEL	Kosmic	Rsd Karting	9	54.689	0.380	0.004	6	89,524
12	330	Iliano COUTURE	FRA	Kosmic	CG Racing	9	54.703	0.394	0.014	7	89,501
13	247	Sem VAN DER HEIJDEN(R)	NLD	Croc Promo	KCR-Racing	9	54.720	0.411	0.017	9	89,474
14	307	Andrea PIROVANO	ITA	TB Kart	TBKART	8	54.737	0.428	0.017	6	89,446
15	301	Bertram SACHSE(R)	DNK	Falcon	Falcon racing team	7	54.742	0.433	0.005	6	89,438
16	275	Jack NETTLESHIP	GBR	TB Kart	Privateer	9	54.780	0.471	0.038	7	89,376
17	203	Florent DYRDA	LUX	Lando Norri	Eurokarting	8	54.804	0.495	0.024	7	89,337
18	212	Delano WELLENS	BEL	Gillard	KCR-Racing	9	54.852	0.543	0.048	5	89,258
19	202	Taiyo VLIEGEN(R)	THA	Falcon	Falcon racing team	8	54.856	0.547	0.004	4	89,252
20	397	Beau HEIJMANS	NLD	Falcon	Falcon racing team	9	54.858	0.549	0.002	9	89,249
21	378	Carl LUTTHART	DEU	Falcon	Falcon racing team	9	54.892	0.583	0.034	7	89,193
22	253	Dinand DE VOS	BEL	KR	Privateer	8	54.898	0.589	0.006	6	89,184
23	362	Alex MACHADO	AND	TB Kart	Tb Kart	8	55.003	0.694	0.105	8	89,013
24	355	Alessandro BIGI	ARE	KR	Victory Lane	9	55.055	0.746	0.052	7	88,929
25	333	Maxim VANSCHOENWINKEI	BEL	KR	Victory Lane	9	55.058	0.749	0.003	6	88,924
26	339	Lewis MACKIE	GBR	Tony-Kart	EGP Racing Team	8	55.059	0.750	0.001	8	88,923
27	303	Christopher BINGHAM	GBR	Gillard	S8 Racing	9	55.301	0.992	0.242	6	88,534
28	204	Emmilio VANOVERBERGHE	BEL	Tony-Kart	EGP Racing Team	9	55.364	1.055	0.063	8	88,433
29	308	Louka MOULARD(R)	BEL	Tony-Kart	MCK Racing	9	55.573	1.264	0.209	9	88,100
30	320	Emma WEINREICH	DNK	Kosmic	Ravet Racing Team	9	55.760	1.451	0.187	8	87,805
31	223	Wesley DE GOEIJ	NLD	Croc Promo	KCR-Racing	9	55.763	1.454	0.003	8	87,800

IAME Series Benelux Round 4 Genk

X30 Senior

Genk 1,360 Km

Non Qualifying Practice Group 3

16.08.2024 08:50

Practice (8:00 Time) started at 8:50:15

Lap	Time of Day	Lap Tm	Diff	S1 Tm	S2 Tm	S3 Tm	Lap	Time of Day	Lap Tm	Diff	S1 Tm	S2 Tm	S3 Tm
(269) Clement OUTRAN							(363) Joan ALUJA OLESTI						
1	8:52:01.603	1:04.404	+10.095	25.647	19.831	18.926	1	8:51:32.505	1:02.773	+8.138	27.116	18.173	17.484
2	8:52:56.997	55.394	+1.085	22.447	16.404	16.543	2	8:52:29.111	56.606	+1.971	23.093	16.722	16.791
3	8:53:51.620	54.623	+0.314	22.038	16.159	16.426	3	8:53:24.389	55.278	+0.643	22.215	16.479	16.584
4	8:54:46.125	54.505	+0.196	21.994	16.134	16.377	4	8:54:19.387	54.998	+0.363	22.173	16.267	16.558
5	8:55:40.555	54.430	+0.121	21.938	16.112	16.380	5	8:55:14.765	55.378	+0.743	22.303	16.463	16.612
6	8:56:34.864	54.309		21.857	16.041	16.411	6	8:56:09.514	54.749	+0.114	22.029	16.219	16.501
7	8:57:29.355	54.491	+0.182	21.860	16.142	16.489	7	8:57:04.149	54.635	21.968	16.184	16.483	
8	8:58:23.686	54.331	+0.022	21.867	16.077	16.387	8	8:57:58.978	54.829	+0.194	22.033	16.235	16.561
(364) Joseph SMITH							(338) Luna CLERET						
1	8:51:53.558	1:02.773	+8.380	26.638	18.642	17.493	1	8:51:29.047	1:04.533	+9.893	27.951	18.693	17.889
2	8:52:50.109	56.551	+2.158	23.104	16.668	16.779	2	8:52:25.951	56.904	+2.264	23.079	16.957	16.868
3	8:53:45.406	55.297	+0.904	22.360	16.328	16.609	3	8:53:21.656	55.705	+1.065	22.466	16.559	16.680
4	8:54:40.147	54.741	+0.348	22.143	16.146	16.452	4	8:54:16.772	55.116	+0.476	22.230	16.332	16.554
5	8:55:34.759	54.612	+0.219	22.062	16.110	16.440	5	8:55:11.888	55.116	+0.476	22.072	16.477	16.567
6	8:56:29.297	54.538	+0.145	22.006	16.139	16.393	6	8:56:06.528	54.640		21.943	16.220	16.477
7	8:57:23.774	54.477	+0.084	21.940	16.163	16.374	7	8:57:01.441	54.913	+0.273	22.058	16.266	16.589
8	8:58:18.167	54.393		21.926	16.107	16.360	8	8:57:57.026	55.585	+0.945	22.534	16.606	16.445
(236) Matthias VANDEKERCKHOVE							(356) Leonardo LONGONI						
1	8:51:49.945	1:01.422	+6.959	26.389	17.773	17.260	1	8:51:53.201	1:03.098	+8.413	27.201	18.396	17.501
2	8:52:45.468	55.523	+1.060	22.425	16.507	16.591	2	8:52:52.001	58.800	+4.115	24.700	17.161	16.939
3	8:53:40.462	54.994	+0.531	22.164	16.345	16.485	3	8:53:47.645	55.644	+0.959	22.263	16.762	16.619
4	8:54:35.088	54.626	+0.163	21.913	16.282	16.431	4	8:54:42.365	54.720	+0.035	21.964	16.252	16.504
5	8:55:29.721	54.633	+0.170	21.944	16.258	16.431	5	8:55:37.226	54.861	+0.176	22.002	16.302	16.557
6	8:56:24.341	54.620	+0.157	21.930	16.264	16.426	6	8:56:31.911	54.685		22.042	16.171	16.472
7	8:57:18.804	54.463		21.884	16.201	16.378	7	8:57:29.936	58.025	+3.340	22.044	16.606	19.375
8	8:58:13.720	54.916	+0.453	22.096	16.290	16.530	8	8:58:25.321	55.385	+0.700	22.103	16.426	16.856
9	8:59:08.270	54.550	+0.087	21.866	16.220	16.464	(207) Noah MATON						
(226) Markus GLUME							(357) Roxanne LANTINGA(R)						
1	8:51:33.302	1:02.673	+8.206	27.006	18.179	17.488	1	8:52:00.858	1:06.893	+12.400	27.084	18.529	21.280
2	8:52:29.995	56.693	+2.226	22.691	16.712	17.290	2	8:52:58.512	57.654	+3.161	24.112	16.834	16.708
3	8:53:24.969	54.974	+0.507	22.164	16.286	16.524	3	8:53:53.645	55.133	+0.640	22.209	16.339	16.585
4	8:54:19.584	54.615	+0.148	22.038	16.114	16.463	4	8:54:48.349	54.704	+0.211	22.073	16.191	16.440
5	8:55:14.370	54.786	+0.319	22.032	16.277	16.477	5	8:55:42.879	54.530	+0.037	21.925	16.182	16.423
6	8:56:08.993	54.623	+0.156	22.039	16.106	16.478	6	8:56:37.533	54.654	+0.161	21.933	16.285	16.436
7	8:57:03.592	54.599	+0.132	21.844	16.264	16.491	7	8:57:32.076	54.543	+0.050	21.960	16.162	16.421
8	8:57:58.128	54.536	+0.069	21.904	16.169	16.463	8	8:58:26.569	54.493		21.866	16.187	16.440
9	8:58:52.595	54.467		21.880	16.109	16.478	(375) Marc LO PICCOLO						
(357) Roxanne LANTINGA(R)							(330) Illiano COUTURE						
1	8:52:00.858	1:06.893	+12.400	27.084	18.529	21.280	1	8:51:21.777	1:02.771	+8.068	26.713	18.369	17.689
2	8:52:58.512	57.654	+3.161	24.112	16.834	16.708	2	8:52:18.611	56.834	+2.131	23.287	16.681	16.866
3	8:53:53.645	55.133	+0.640	22.209	16.339	16.585	3	8:53:14.143	55.532	+0.829	22.430	16.381	16.721
4	8:54:48.349	54.704	+0.211	22.073	16.191	16.440	4	8:54:10.744	56.601	+1.898	23.126	16.709	16.766
5	8:55:42.879	54.530	+0.037	21.925	16.182	16.423	5	8:55:05.598	54.854	+0.151	22.131	16.205	16.518
6	8:56:37.533	54.654	+0.161	21.933	16.285	16.436	6	8:56:00.479	54.881	+0.178	22.128	16.262	16.491
7	8:57:32.076	54.543	+0.050	21.960	16.162	16.421	7	8:56:55.182	54.703		21.952	16.223	16.528
8	8:58:26.569	54.493		21.866	16.187	16.440	8	8:57:49.922	54.740	+0.037	22.045	16.149	16.546
(375) Marc LO PICCOLO							(247) Sem VAN DER HEIJDEN(R)						
1	8:51:19.238	1:00.875	+6.330	26.089	17.563	17.223	1	8:51:38.066	1:01.424	+6.704	26.014	18.032	17.378
2	8:52:15.605	56.367	+1.822	22.738	16.860	16.769	2	8:52:34.624	56.558	+1.838	22.961	16.827	16.770
3	8:53:10.656	55.051	+0.506	22.191	16.253	16.607	3	8:53:30.138	55.514	+0.794	22.448	16.482	16.584
4	8:54:05.512	54.856	+0.311	22.173	16.212	16.471	(261) Thibauld GELADE						
5	8:55:00.200	54.688	+0.143	22.000	16.202	16.486	1	8:51:17.728	1:00.319	+5.728	25.427	17.692	17.200
6	8:55:54.874	54.674	+0.129	22.003	16.208	16.463							
7	8:56:49.419	54.545		21.997	16.115	16.433							
8	8:57:44.162	54.743	+0.198	22.070	16.148	16.525							
9	8:58:38.883	54.721	+0.176	22.091	16.184	16.446							

IAME Series Benelux Round 4 Genk

X30 Senior

Genk 1,360 Km

Non Qualifying Practice Group 3

16.08.2024 08:50

Practice (8:00 Time) started at 8:50:15

Lap	Time of Day	Lap Tm	Diff	S1 Tm	S2 Tm	S3 Tm
4	8:54:25.108	54.970	+0.250	22.101	16.336	16.533
5	8:55:20.030	54.922	+0.202	22.126	16.329	16.467
6	8:56:15.483	55.453	+0.733	21.981	16.798	16.674
7	8:57:10.307	54.824	+0.104	22.112	16.267	16.445
8	8:58:05.046	54.739	+0.019	21.977	16.313	16.449
9	8:58:59.766	54.720		21.995	16.233	16.492

(307) Andrea PIROVANO

1	8:51:52.216	1:03.112	+8.375	27.232	18.303	17.577
2	8:52:51.684	59.468	+4.731	25.476	17.179	16.813
3	8:53:47.155	55.471	+0.734	22.401	16.395	16.675
4	8:54:42.108	54.953	+0.216	22.082	16.295	16.576
5	8:55:37.784	55.676	+0.939	22.860	16.313	16.503
6	8:56:32.521	54.737		21.995	16.233	16.509
7	8:57:27.496	54.975	+0.238	22.026	16.305	16.644
8	8:58:22.492	54.996	+0.259	22.109	16.287	16.600

(301) Bertram SACHSE(R)

1	8:51:50.265	1:01.855	+7.113	26.881	17.868	17.106
2	8:52:45.904	55.639	+0.897	22.490	16.531	16.618
3	8:53:40.955	55.051	+0.309	22.204	16.366	16.481
4	8:54:35.798	54.843	+0.101	22.085	16.255	16.503
5	8:55:30.612	54.814	+0.072	21.979	16.244	16.591
6	8:56:25.354	54.742		22.039	16.215	16.488
7	8:57:20.262	54.908	+0.166	22.105	16.259	16.544

(275) Jack NETTLESHIP

1	8:51:31.875	1:01.100	+6.320	25.915	17.863	17.322
2	8:52:28.713	56.838	+2.058	22.765	16.903	17.170
3	8:53:24.659	55.946	+1.166	22.408	16.755	16.783
4	8:54:20.239	55.580	+0.800	22.471	16.471	16.638
5	8:55:15.454	55.215	+0.435	22.084	16.469	16.662
6	8:56:10.386	54.932	+0.152	22.040	16.301	16.591
7	8:57:05.166	54.780		22.007	16.244	16.529
8	8:57:59.961	54.795	+0.015	22.017	16.221	16.557
9	8:58:54.935	54.974	+0.194	22.145	16.247	16.582

(203) Florent DYRDA

1	8:51:35.296	1:12.539	+17.735	31.334	23.134	18.071
2	8:52:32.141	56.845	+2.041	23.277	16.804	16.764
3	8:53:27.484	55.343	+0.539	22.364	16.423	16.556
4	8:54:22.806	55.322	+0.518	22.053	16.710	16.559
5	8:55:17.708	54.902	+0.098	22.028	16.349	16.525
6	8:56:12.522	54.814	+0.010	22.001	16.295	16.518
7	8:57:07.326	54.804		22.089	16.244	16.471
8	8:58:02.308	54.982	+0.178	22.053	16.351	16.578

(212) Delano WELLENS

1	8:51:39.622	1:01.739	+6.887	26.455	17.890	17.394
2	8:52:35.504	55.882	+1.030	22.550	16.518	16.814
3	8:53:30.661	55.157	+0.305	22.191	16.282	16.684
4	8:54:25.564	54.903	+0.051	21.993	16.229	16.681
5	8:55:20.416	54.852		22.018	16.303	16.531
6	8:56:15.372	54.956	+0.104	21.978	16.368	16.610
7	8:57:10.736	55.364	+0.512	22.467	16.376	16.521
8	8:58:06.016	55.280	+0.428	22.082	16.491	16.707
9	8:59:01.118	55.102	+0.250	22.111	16.311	16.680

(202) Taiyo VLIEGEN(R)

1	8:51:54.211	1:02.064	+7.208	26.321	18.109	17.634
2	8:52:51.033	56.822	+1.966	22.865	17.239	16.718
3	8:53:46.302	55.269	+0.413	22.293	16.391	16.585
4	8:54:41.158	54.856		22.056	16.311	16.489
5	8:55:36.059	54.901	+0.045	22.060	16.311	16.530
6	8:56:31.011	54.952	+0.096	22.027	16.368	16.557
7	8:57:25.998	54.987	+0.131	22.107	16.388	16.492

Lap	Time of Day	Lap Tm	Diff	S1 Tm	S2 Tm	S3 Tm
8	8:58:21.085	55.087	+0.231	22.127	16.374	16.586

(397) Beau HEIJMANS

1	8:51:22.661	59.708	+4.850	25.119	17.269	17.320
2	8:52:18.931	56.270	+1.412	22.865	16.634	16.771
3	8:53:14.865	55.934	+1.076	22.357	16.842	16.735
4	8:54:10.204	55.339	+0.481	22.295	16.402	16.642
5	8:55:05.384	55.180	+0.322	22.200	16.409	16.571
6	8:56:00.440	55.056	+0.198	22.157	16.276	16.623
7	8:56:55.516	55.076	+0.218	22.258	16.258	16.560
8	8:57:50.444	54.928	+0.070	22.094	16.287	16.547
9	8:58:45.302	54.858		22.034	16.274	16.550

(378) Carl LUTTHART

1	8:51:23.585	1:01.757	+6.865	26.437	17.908	17.412
2	8:52:20.267	56.682	+1.790	23.036	16.742	16.904
3	8:53:15.929	55.662	+0.770	22.485	16.471	16.706
4	8:54:11.328	55.399	+0.507	22.219	16.600	16.580
5	8:55:06.332	55.004	+0.112	22.077	16.364	16.563
6	8:56:01.353	55.021	+0.129	22.064	16.352	16.605
7	8:56:56.245	54.892		22.043	16.255	16.594
8	8:57:51.908	55.663	+0.771	22.453	16.605	16.605
9	8:58:46.942	55.034	+0.142	22.161	16.347	16.526

(253) Dinand DE VOS

1	8:52:17.544	1:52.685	+57.787	1:16.310	18.575	17.800
2	8:53:15.334	57.790	+2.892	23.586	17.226	16.978
3	8:54:11.083	55.749	+0.851	22.559	16.566	16.624
4	8:55:06.538	55.455	+0.557	22.394	16.536	16.525
5	8:56:01.512	54.974	+0.076	22.142	16.366	16.466
6	8:56:56.410	54.898		22.112	16.317	16.469
7	8:57:51.514	55.104	+0.206	22.239	16.378	16.487
8	8:58:46.583	55.069	+0.171	22.113	16.382	16.574

(362) Alex MACHADO

1	8:51:53.932	1:04.418	+9.415	27.459	19.309	17.650
2	8:52:53.678	59.746	+4.743	23.227	18.724	17.795
3	8:53:51.359	57.681	+2.678	22.611	18.063	17.007
4	8:54:47.211	55.852	+0.849	22.750	16.440	16.662
5	8:55:42.363	55.152	+0.149	22.237	16.357	16.558
6	8:56:37.881	55.518	+0.515	22.178	16.681	16.659
7	8:57:33.134	55.253	+0.250	22.223	16.413	16.617
8	8:58:28.137	55.003		22.056	16.339	16.608

(355) Alessandro BIGI

1	8:51:42.852	1:03.549	+8.494	27.669	18.357	17.523
2	8:52:39.537	56.685	+1.630	22.917	16.839	16.929
3	8:53:35.380	55.843	+0.788	22.499	16.582	16.762
4	8:54:30.696	55.316	+0.261	22.288	16.409	16.619
5	8:55:28.250	57.554	+2.499	24.385	16.558	16.611
6	8:56:23.443	55.193	+0.138	22.193	16.436	16.564
7	8:57:18.498	55.055		22.101	16.300	16.654
8	8:58:13.780	55.282	+0.227	22.137	16.316	16.829
9	8:59:08.867	55.087	+0.032	22.059	16.375	16.653

(333) Maxim VANSCHOENWINKEL

1	8:51:28.040	1:02.781	+7.723	27.052	18.156	17.573
2	8:52:24.673	56.633	+1.575	22.955	16.792	16.886
3	8:53:20.262	55.589	+0.531	22.349	16.553	16.687
4	8:54:15.660	55.398	+0.340	22.235	16.550	16.613
5	8:55:11.049	55.389	+0.331	22.182	16.566	16.641
6	8:56:06.107	55.058		22.158	16.333	16.567
7	8:57:01.283	55.176	+0.118	22.154	16.405	16.617
8	8:57:56.537	55.254	+0.196	22.144	16.479	16.631
9	8:58:51.693	55.156	+0.098	22.200	16.364	16.592

IAME Series Benelux Round 4 Genk

X30 Senior

Genk 1,360 Km

Non Qualifying Practice Group 3

16.08.2024 08:50

Practice (8:00 Time) started at 8:50:15

Lap	Time of Day	Lap Tm	Diff	S1 Tm	S2 Tm	S3 Tm	Lap	Time of Day	Lap Tm	Diff	S1 Tm	S2 Tm	S3 Tm
(339) Lewis MACKIE													
1	8:51:56.870	1:03.602	+8.543	26.007	19.626	17.969							
2	8:52:53.286	56.416	+1.357	22.798	16.697	16.921							
3	8:53:48.783	55.497	+0.438	22.382	16.452	16.663							
4	8:54:43.982	55.199	+0.140	22.277	16.321	16.601							
5	8:55:39.117	55.135	+0.076	22.197	16.363	16.575							
6	8:56:34.325	55.208	+0.149	22.195	16.384	16.629							
7	8:57:29.754	55.429	+0.370	22.166	16.296	16.967							
8	8:58:24.813	55.059		22.157	16.305	16.597							
(303) Christopher BINGHAM													
1	8:51:35.168	1:01.091	+5.790	25.779	17.736	17.576							
2	8:52:31.950	56.782	+1.481	22.939	16.974	16.869							
3	8:53:28.340	56.390	+1.089	22.922	16.713	16.755							
4	8:54:23.828	55.488	+0.187	22.252	16.537	16.699							
5	8:55:19.369	55.541	+0.240	22.264	16.610	16.667							
6	8:56:14.670	55.301		22.152	16.460	16.689							
7	8:57:10.144	55.474	+0.173	22.278	16.524	16.672							
8	8:58:06.151	56.007	+0.706	22.496	16.768	16.743							
9	8:59:01.679	55.528	+0.227	22.311	16.452	16.765							
(204) Emmilio VANOVERBERGHE													
1	8:51:31.348	1:03.001	+7.637	27.519	17.995	17.487							
2	8:52:28.043	56.695	+1.331	23.003	16.853	16.839							
3	8:53:23.683	55.640	+0.276	22.417	16.469	16.754							
4	8:54:19.054	55.371	+0.007	22.224	16.472	16.675							
5	8:55:14.830	55.776	+0.412	22.352	16.555	16.869							
6	8:56:10.207	55.377	+0.013	22.305	16.365	16.707							
7	8:57:05.813	55.606	+0.242	22.450	16.417	16.739							
8	8:58:01.177	55.364		22.255	16.379	16.730							
9	8:58:56.655	55.478	+0.114	22.340	16.386	16.752							
(308) Louka MOULARD(R)													
1	8:51:30.657	1:02.034	+6.461	26.424	18.057	17.553							
2	8:52:27.499	56.842	+1.269	22.907	16.919	17.016							
3	8:53:23.450	55.951	+0.378	22.570	16.614	16.767							
4	8:54:19.235	55.785	+0.212	22.368	16.631	16.786							
5	8:55:15.791	56.556	+0.983	22.941	16.931	16.684							
6	8:56:11.379	55.588	+0.015	22.329	16.513	16.746							
7	8:57:07.253	55.874	+0.301	22.323	16.457	17.094							
8	8:58:03.847	56.594	+1.021	23.108	16.614	16.872							
9	8:58:59.420	55.573		22.338	16.458	16.777							
(320) Emma WEINREICH													
1	8:51:30.234	1:03.720	+7.960	27.267	18.517	17.936							
2	8:52:28.952	58.718	+2.958	23.788	17.463	17.467							
3	8:53:26.537	57.585	+1.825	23.041	17.345	17.199							
4	8:54:23.335	56.798	+1.038	22.791	17.069	16.938							
5	8:55:19.316	55.981	+0.221	22.534	16.630	16.817							
6	8:56:15.959	56.643	+0.883	22.495	17.196	16.952							
7	8:57:11.723	55.764	+0.004	22.387	16.548	16.829							
8	8:58:07.483	55.760		22.406	16.573	16.781							
9	8:59:03.337	55.854	+0.094	22.349	16.637	16.868							
(223) Wesley DE GOEIJ													
1	8:51:26.283	1:02.384	+6.621	26.717	18.101	17.566							
2	8:52:23.717	57.434	+1.671	23.302	17.049	17.083							
3	8:53:19.912	56.195	+0.432	22.769	16.585	16.841							
4	8:54:16.199	56.287	+0.524	22.494	16.974	16.819							
5	8:55:12.312	56.113	+0.350	22.423	16.826	16.864							
6	8:56:08.113	55.801	+0.038	22.393	16.577	16.831							
7	8:57:03.953	55.840	+0.077	22.399	16.742	16.699							
8	8:57:59.716	55.763		22.664	16.420	16.679							
9	8:58:55.567	55.851	+0.088	22.535	16.584	16.732							

IAME Series Benelux Round 4 Genk
X30 Senior
Genk 1,360 Km
Non Qualifying Practice Group 4
16.08.2024 09:00
Practice (8:00 Time) started at 9:00:22

Pos	No.	Name	Nat	Chassis	Raceteam	Laps	Best Tm	Diff	Gap	In Lap	km/h
1	258	Aaron FERRAZZANO	BEL	Kosmic	Eurokarting	8	54.454			7	89,911
2	265	Alessandro TUDISCA	BEL	Kosmic	Rsd Karting	9	54.462	0.008	0.008	5	89,898
3	358	Cristian BIASATTI	ITA	TB Kart	Tb Kart	8	54.506	0.052	0.044	7	89,825
4	302	Lauritz SACHSE	DNK	Falcon	Falcon racing team	8	54.611	0.157	0.105	5	89,652
5	259	Simon LACROIX	BEL	Kosmic	Rsd Karting	8	54.615	0.161	0.004	6	89,646
6	284	Mika VOS	NLD	Kosmic	Fusion Motorsport Benelu	9	54.668	0.214	0.053	6	89,559
7	377	Torben GROEHND AHL	DEU	KR	CV Performance Group	9	54.688	0.234	0.020	7	89,526
8	294	Georges NASSAR	ARE	KR	Victory Lane	9	54.745	0.291	0.057	5	89,433
9	367	Ruben MOYA	ESP	Pantano	PANTANO RACING TEAM	8	54.761	0.307	0.016	7	89,407
10	325	Quentin DAPOIGNY	FRA	Kosmic	Privateer	8	54.763	0.309	0.002	4	89,403
11	255	Julian KAMEN	NLD	KR	KBK COMPETITION	8	54.916	0.462	0.153	7	89,154
12	257	Hugo BESSON	FRA	KR	Vdk	8	54.923	0.469	0.007	8	89,143
13	385	Vilmer SVAHN	SWE	Croc Promo	Croc Promotion	9	54.955	0.501	0.032	9	89,091
14	368	Milan MARKZAK	NLD	Falcon	DFK	9	54.957	0.503	0.002	4	89,088
15	297	Luis ESSER	DEU	Tony-Kart	Privateer	9	54.982	0.528	0.025	6	89,047
16	322	Sky DEFOURNY	NLD	TD Kart	Delre Racing Team	9	54.997	0.543	0.015	8	89,023
17	334	Suleiman ZANFARI	MAR	KR	Vdk	9	55.003	0.549	0.006	7	89,013
18	273	Kyano WELLENS	BEL	Tony-Kart	EGP Racing Team	9	55.013	0.559	0.010	9	88,997
19	321	Jules VANHULLE	BEL	TD Kart	TD Official Racing Team	8	55.024	0.570	0.011	5	88,979
20	288	Tristan KROONE	NLD	TD Kart	Privateer	9	55.048	0.594	0.024	7	88,941
21	353	Tobias NORMANN	DNK	Tony-Kart	Ravet Racing Team	9	55.072	0.618	0.024	9	88,902
22	366	Raphaël LEENDERS	BEL	Kosmic	Rsd Karting	9	55.102	0.648	0.030	9	88,853
23	241	Mirco WOUTERS	BEL	Tony-Kart	EGP Racing Team	7	55.288	0.834	0.186	5	88,554
24	293	Dennis BOUMAN	NLD	Exprit	wjs racing	9	55.295	0.841	0.007	6	88,543
25	225	Koen DE ROOIJ	NLD	Exprit	wjs racing	9	55.365	0.911	0.070	5	88,431
26	396	Eric WESS	DEU	Drago Corsi	Dutt Motorsport	9	55.479	1.025	0.114	8	88,250
27	324	Livia SAMSON	NLD	Falcon	Falcon racing team	9	55.722	1.268	0.243	6	87,865
28	312	Jens BEEUSAERT	BEL	Falcon	DFK	4	55.879	1.425	0.157	3	87,618
29	310	Siebe WIJMA	NLD	Praga	OW karting	7	55.903	1.449	0.024	6	87,580
30	271	Carina KRONING	DEU	Tony-Kart	Santamaria Performance	8	55.943	1.489	0.040	8	87,518

IAME Series Benelux Round 4 Genk

X30 Senior

Genk 1,360 Km

Non Qualifying Practice Group 4

16.08.2024 09:00

Practice (8:00 Time) started at 9:00:22

Lap	Time of Day	Lap Tm	Diff	S1 Tm	S2 Tm	S3 Tm	Lap	Time of Day	Lap Tm	Diff	S1 Tm	S2 Tm	S3 Tm
(258) Aaron FERRAZZANO													
1	9:02:01.171	1:04.161	+9.707	28.098	18.661	17.402	3	9:03:42.723	55.357	+0.669	22.275	16.516	16.566
2	9:02:57.157	55.986	+1.532	22.763	16.515	16.708	4	9:04:37.703	54.980	+0.292	22.114	16.344	16.522
3	9:03:52.198	55.041	+0.587	22.246	16.314	16.481	5	9:05:32.532	54.829	+0.141	22.012	16.301	16.516
4	9:04:46.978	54.780	+0.326	21.970	16.324	16.486	6	9:06:27.326	54.794	+0.106	22.108	16.197	16.489
5	9:05:41.554	54.576	+0.122	21.934	16.127	16.515	7	9:07:22.014	54.688		21.950	16.283	16.455
6	9:06:36.027	54.473	+0.019	21.948	16.089	16.436	8	9:08:17.378	55.364	+0.676	22.076	16.720	16.568
7	9:07:30.481	54.454		21.937	16.082	16.435	9	9:09:12.214	54.836	+0.148	22.035	16.268	16.533
8	9:08:25.010	54.529	+0.075	21.917	16.153	16.459	(294) Georges NASSAR						
(265) Alessandro TUDISCA													
1	9:01:50.085	1:05.948	+11.486	26.541	20.646	18.761	1	9:01:42.722	1:01.852	+7.107	26.554	18.105	17.193
2	9:02:46.098	56.013	+1.551	22.781	16.538	16.694	2	9:02:39.609	56.887	+2.142	23.105	17.062	16.720
3	9:03:40.940	54.842	+0.380	22.058	16.252	16.532	3	9:03:34.813	55.204	+0.459	22.009	16.600	16.595
4	9:04:35.549	54.609	+0.147	21.933	16.206	16.470	4	9:04:29.613	54.800	+0.055	22.076	16.299	16.425
5	9:05:30.011	54.462		21.848	16.157	16.457	5	9:05:24.358	54.745		22.058	16.278	16.409
6	9:06:24.812	54.801	+0.339	22.143	16.190	16.468	6	9:06:19.288	54.930	+0.185	22.083	16.389	16.458
7	9:07:19.556	54.744	+0.282	21.963	16.283	16.498	7	9:07:14.779	55.491	+0.746	22.565	16.399	16.527
8	9:08:14.595	55.039	+0.577	22.141	16.377	16.521	8	9:08:09.646	54.867	+0.122	22.007	16.325	16.535
9	9:09:09.290	54.695	+0.233	21.963	16.236	16.496	9	9:09:04.461	54.815	+0.070	22.028	16.278	16.509
(358) Cristian BIASATTI													
1	9:01:59.215	1:04.965	+10.459	26.800	19.149	19.016	(367) Ruben MOYA						
2	9:02:55.410	56.195	+1.689	22.933	16.653	16.609	1	9:01:58.185	1:03.683	+8.922	27.672	18.256	17.755
3	9:03:50.700	55.290	+0.784	22.113	16.302	16.875	2	9:02:54.694	56.509	+1.748	23.048	16.728	16.733
4	9:04:45.327	54.627	+0.121	22.004	16.170	16.453	3	9:03:49.996	55.302	+0.541	22.241	16.460	16.601
5	9:05:41.892	56.565	+2.059	21.951	16.225	18.389	4	9:04:44.859	54.863	+0.102	22.061	16.298	16.504
6	9:06:36.587	54.695	+0.189	21.997	16.212	16.486	5	9:05:39.680	54.821	+0.060	22.039	16.210	16.572
7	9:07:31.093	54.506		21.900	16.122	16.484	6	9:06:34.463	54.783	+0.022	22.032	16.257	16.494
8	9:08:25.688	54.595	+0.089	21.916	16.218	16.461	7	9:07:29.224	54.761		22.022	16.203	16.536
(302) Lauritz SACHSE													
1	9:01:50.276	1:02.918	+8.307	26.288	18.640	17.990	8	9:08:24.180	54.956	+0.195	22.130	16.283	16.543
2	9:02:46.307	56.031	+1.420	22.747	16.590	16.694	(325) Quentin DAPOIGNY						
3	9:03:41.207	54.900	+0.289	22.130	16.307	16.463	1	9:01:32.751	1:01.017	+6.254	25.617	18.164	17.236
4	9:04:35.912	54.705	+0.094	21.934	16.298	16.473	2	9:02:28.666	55.915	+1.152	22.474	16.639	16.802
5	9:05:30.523	54.611		21.910	16.201	16.500	3	9:03:23.645	54.979	+0.216	22.092	16.364	16.523
6	9:06:25.313	54.790	+0.179	21.947	16.406	16.437	4	9:04:18.408	54.763		22.027	16.275	16.461
7	9:07:20.103	54.790	+0.179	21.965	16.324	16.501	5	9:05:13.551	55.143	+0.380	22.059	16.390	16.694
8	9:08:15.020	54.917	+0.306	22.016	16.350	16.551	6	9:06:08.447	54.896	+0.133	22.057	16.252	16.587
(259) Simon LACROIX													
1	9:01:40.640	1:02.675	+8.060	26.906	18.202	17.567	7	9:07:03.657	55.210	+0.447	22.256	16.308	16.646
2	9:02:47.037	1:06.397	+11.782	26.629	21.938	17.830	8	9:07:58.436	54.779	+0.016	21.951	16.318	16.510
3	9:03:42.402	55.365	+0.750	22.360	16.426	16.579	(255) Julian KAMEN						
4	9:04:37.264	54.862	+0.247	21.974	16.348	16.540	1	9:01:31.310	1:01.478	+6.562	26.387	17.885	17.206
5	9:05:31.937	54.673	+0.058	21.904	16.285	16.484	2	9:02:27.444	56.134	+1.218	22.840	16.578	16.716
6	9:06:26.552	54.615		21.968	16.134	16.513	3	9:03:22.728	55.284	+0.368	22.348	16.369	16.567
7	9:07:21.456	54.904	+0.289	21.894	16.506	16.504	4	9:04:17.992	55.264	+0.348	22.438	16.287	16.539
8	9:08:16.270	54.814	+0.199	21.971	16.358	16.485	5	9:05:12.970	54.978	+0.062	22.157	16.314	16.507
(284) Mika VOS													
1	9:01:32.204	1:00.871	+6.203	25.867	17.950	17.054	6	9:06:07.917	54.947	+0.031	22.168	16.210	16.569
2	9:02:28.064	55.860	+1.192	22.641	16.595	16.624	7	9:07:02.833	54.916		22.188	16.269	16.459
3	9:03:22.932	54.868	+0.200	22.066	16.335	16.467	8	9:07:57.903	55.070	+0.154	22.190	16.321	16.559
4	9:04:17.713	54.781	+0.113	22.000	16.304	16.477	(257) Hugo BESSON						
5	9:05:13.945	56.232	+1.564	22.642	16.473	17.117	1	9:01:31.837	1:01.293	+6.370	26.053	17.794	17.446
6	9:06:08.613	54.668		22.013	16.223	16.432	2	9:02:28.467	56.630	+1.707	23.078	16.814	16.738
7	9:07:03.349	54.736	+0.068	21.922	16.367	16.447	3	9:03:24.371	55.904	+0.981	22.563	16.645	16.696
8	9:07:58.053	54.704	+0.036	21.940	16.267	16.497	4	9:04:19.472	55.101	+0.178	22.172	16.290	16.639
9	9:08:53.838	55.785	+1.117	23.051	16.238	16.496	5	9:05:14.492	55.020	+0.097	22.102	16.271	16.647
(377) Torben GROEHNDAHL													
1	9:01:51.056	1:01.615	+6.927	26.074	17.898	17.643	6	9:06:09.614	55.122	+0.199	22.131	16.371	16.620
2	9:02:47.366	56.310	+1.622	22.852	16.717	16.741	7	9:07:04.568	54.954	+0.031	22.093	16.244	16.617
(385) Vilmer SVAHN													
1	9:01:43.728	1:03.893	+8.938	27.117	18.724	18.052	8	9:07:59.491	54.923		22.047	16.311	16.565
2	9:02:41.989	58.261	+3.306	23.774	17.469	17.018	(385) Vilmer SVAHN						
3	9:03:37.939	55.950	+0.995	22.618	16.596	16.736	1	9:01:43.728	1:03.893	+8.938	27.117	18.724	18.052
4	9:04:33.725	55.786	+0.831	22.296	16.536	16.954	2	9:02:41.989	58.261	+3.306	23.774	17.469	17.018
5	9:05:28.925	55.200	+0.245	22.222	16.329	16.649	3	9:03:37.939	55.950	+0.995	22.618	16.596	16.736
6	9:06:24.048	55.123	+0.168	22.212	16.308	16.603	4	9:04:33.725	55.786	+0.831	22.296	16.536	16.954

Timekeeping Meik Wagner: Clerk of the course Thomas Lainer:

Steward (Chairman) Wim Cools: Chief Scrutineer Liam van de Wouwer:

IAME Series Benelux Round 4 Genk

X30 Senior

Genk 1,360 Km

Non Qualifying Practice Group 4

16.08.2024 09:00

Practice (8:00 Time) started at 9:00:22

Lap	Time of Day	Lap Tm	Diff	S1 Tm	S2 Tm	S3 Tm
7	9:07:19.065	55.017	+0.062	22.128	16.354	16.535
8	9:08:14.150	55.085	+0.130	22.132	16.321	16.632
9	9:09:09.105	54.955		22.128	16.237	16.590

Lap	Time of Day	Lap Tm	Diff	S1 Tm	S2 Tm	S3 Tm
7	9:07:08.552	55.061	+0.037	22.144	16.340	16.577
8	9:08:03.714	55.162	+0.138	22.135	16.381	16.646

(368) Milan MARKZAK

1	9:01:35.667	1:02.819	+7.862	26.914	18.528	17.377
2	9:02:31.942	56.275	+1.318	22.774	16.723	16.778
3	9:03:27.845	55.903	+0.946	22.858	16.393	16.652
4	9:04:22.802	54.957		22.115	16.285	16.557
5	9:05:17.796	54.994	+0.037	22.174	16.290	16.530
6	9:06:12.882	55.086	+0.129	22.195	16.302	16.589
7	9:07:07.951	55.069	+0.112	22.162	16.307	16.600
8	9:08:02.975	55.024	+0.067	22.125	16.331	16.568
9	9:08:58.119	55.144	+0.187	22.182	16.311	16.651

(288) Tristan KROONE

1	9:01:36.203	1:01.133	+6.085	25.865	17.885	17.383
2	9:02:32.250	56.047	+0.999	22.629	16.714	16.704
3	9:03:27.729	55.479	+0.431	22.251	16.510	16.718
4	9:04:23.528	55.799	+0.751	22.383	16.761	16.655
5	9:05:18.664	55.136	+0.088	22.143	16.350	16.643
6	9:06:13.718	55.054	+0.006	22.062	16.415	16.577
7	9:07:08.766	55.048		22.142	16.344	16.562
8	9:08:03.869	55.103	+0.055	22.100	16.394	16.609
9	9:08:59.047	55.178	+0.130	22.173	16.312	16.693

(297) Luis ESSER

1	9:01:43.930	1:02.684	+7.702	26.809	18.161	17.714
2	9:02:41.715	57.785	+2.803	23.143	17.682	16.960
3	9:03:37.349	55.634	+0.652	22.394	16.544	16.696
4	9:04:33.043	55.694	+0.712	22.411	16.572	16.711
5	9:05:28.285	55.242	+0.260	22.242	16.340	16.660
6	9:06:23.267	54.982		22.116	16.292	16.574
7	9:07:18.389	55.122	+0.140	22.185	16.342	16.595
8	9:08:13.495	55.106	+0.124	22.123	16.318	16.665
9	9:09:08.536	55.041	+0.059	22.086	16.349	16.606

(353) Tobias NORMANN

1	9:01:38.945	1:01.931	+6.859	26.183	18.230	17.518
2	9:02:36.377	57.432	+2.360	23.314	17.104	17.014
3	9:03:32.260	55.883	+0.811	22.490	16.602	16.791
4	9:04:27.855	55.595	+0.523	22.256	16.538	16.801
5	9:05:23.585	55.730	+0.658	22.443	16.543	16.744
6	9:06:18.941	55.356	+0.284	22.245	16.360	16.751
7	9:07:15.728	56.787	+1.715	23.439	16.658	16.690
8	9:08:10.912	55.184	+0.112	22.165	16.376	16.643
9	9:09:05.984	55.072		22.088	16.334	16.650

(322) Sky DEFOURNY

1	9:01:33.096	1:02.322	+7.325	26.350	18.628	17.344
2	9:02:29.274	56.178	+1.181	22.804	16.650	16.724
3	9:03:24.642	55.368	+0.371	22.330	16.401	16.637
4	9:04:19.688	55.046	+0.049	22.130	16.341	16.575
5	9:05:14.754	55.066	+0.069	22.173	16.351	16.542
6	9:06:09.871	55.117	+0.120	22.160	16.297	16.660
7	9:07:04.977	55.106	+0.109	22.142	16.360	16.604
8	9:07:59.974	54.997		22.070	16.319	16.608
9	9:08:55.166	55.192	+0.195	22.209	16.353	16.630

(366) Raphaël LEENDERS

1	9:01:41.597	1:02.878	+7.776	27.073	18.336	17.469
2	9:02:38.382	56.785	+1.683	23.188	16.787	16.810
3	9:03:34.127	55.745	+0.643	22.535	16.448	16.762
4	9:04:29.346	55.219	+0.117	22.138	16.479	16.602
5	9:05:24.908	55.562	+0.460	22.396	16.575	16.591
6	9:06:20.158	55.250	+0.148	22.087	16.418	16.745
7	9:07:15.410	55.252	+0.150	22.165	16.426	16.661
8	9:08:10.534	55.124	+0.022	22.094	16.358	16.672
9	9:09:05.636	55.102		22.062	16.435	16.605

(334) Suleiman ZANFARI

1	9:01:37.172	1:02.672	+7.669	26.191	18.492	17.989
2	9:02:42.802	1:05.630	+10.627	27.426	21.013	17.191
3	9:03:38.807	56.005	+1.002	22.654	16.563	16.788
4	9:04:34.037	55.230	+0.227	22.164	16.396	16.670
5	9:05:29.288	55.251	+0.248	22.320	16.355	16.576
6	9:06:24.355	55.067	+0.064	22.135	16.314	16.618
7	9:07:19.358	55.003		22.143	16.336	16.524
8	9:08:20.226	1:00.868	+5.865	23.053	21.064	16.751
9	9:09:15.609	55.383	+0.380	22.355	16.386	16.642

(241) Mirco WOUTERS

1	9:01:38.004	1:01.462	+6.174	26.164	17.983	17.315
2	9:02:34.416	56.412	+1.124	22.859	16.835	16.718
3	9:03:30.231	55.815	+0.527	22.428	16.625	16.762
4	9:04:25.685	55.454	+0.166	22.412	16.426	16.616
5	9:05:20.973	55.288		22.289	16.399	16.600
6	9:06:16.487	55.514	+0.226	22.368	16.440	16.706
7	9:07:12.088	55.601	+0.313	22.551	16.443	16.607

(273) Kyano WELLENS

1	9:01:37.403	1:02.010	+6.997	26.311	18.110	17.589
2	9:02:34.155	56.752	+1.739	23.051	16.836	16.865
3	9:03:30.578	56.423	+1.410	22.757	16.814	16.852
4	9:04:26.061	55.483	+0.470	22.409	16.444	16.630
5	9:05:21.223	55.162	+0.149	22.205	16.405	16.552
6	9:06:16.527	55.304	+0.291	22.256	16.446	16.602
7	9:07:11.753	55.226	+0.213	22.187	16.440	16.599
8	9:08:06.957	55.204	+0.191	22.186	16.419	16.599
9	9:09:01.970	55.013		22.127	16.313	16.573

(293) Dennis BOUMAN

1	9:01:42.656	1:04.191	+8.896	27.605	18.980	17.606
2	9:02:41.008	58.352	+3.057	23.492	17.679	17.181
3	9:03:37.102	56.094	+0.799	22.551	16.712	16.831
4	9:04:32.821	55.719	+0.424	22.450	16.577	16.692
5	9:05:28.627	55.806	+0.511	22.530	16.571	16.705
6	9:06:23.922	55.295		22.146	16.438	16.711
7	9:07:20.390	56.468	+1.173	22.765	17.003	16.700
8	9:08:15.997	55.607	+0.312	22.308	16.493	16.806
9	9:09:11.444	55.447	+0.152	22.277	16.486	16.684

(321) Jules VANHULLE

1	9:01:36.594	1:03.421	+8.397	27.149	18.405	17.867
2	9:02:32.939	56.345	+1.321	22.916	16.627	16.802
3	9:03:28.209	55.270	+0.246	22.244	16.416	16.610
4	9:04:23.344	55.135	+0.111	22.165	16.422	16.548
5	9:05:18.368	55.024		22.078	16.333	16.613
6	9:06:13.491	55.123	+0.099	22.184	16.324	16.615

(225) Koen DE ROOIJ

1	9:01:40.390	1:03.113	+7.748	26.729	18.440	17.944
2	9:02:38.141	57.751	+2.386	23.742	16.963	17.046
3	9:03:34.412	56.271	+0.906	22.874	16.672	16.725
4	9:04:30.187	55.775	+0.410	22.559	16.591	16.625
5	9:05:25.552	55.365		22.262	16.473	16.630
6	9:06:21.008	55.456	+0.091	22.335	16.460	16.661
7	9:07:16.442	55.434	+0.069	22.348	16.428	16.658
8	9:08:11.857	55.415	+0.050	22.274	16.461	16.680
9	9:09:07.343	55.486	+0.121	22.383	16.459	16.644

IAME Series Benelux Round 4 Genk

X30 Senior

Genk 1,360 Km

Non Qualifying Practice Group 4

16.08.2024 09:00

Practice (8:00 Time) started at 9:00:22

Lap	Time of Day	Lap Tm	Diff	S1 Tm	S2 Tm	S3 Tm	Lap	Time of Day	Lap Tm	Diff	S1 Tm	S2 Tm	S3 Tm
(396) Eric WESS													
1	9:01:36.978	1:02.439	+6.960	26.888	18.023	17.528							
2	9:02:33.917	56.939	+1.460	22.880	16.992	17.067							
3	9:03:30.767	56.850	+1.371	22.443	17.122	17.285							
4	9:04:27.637	56.870	+1.391	22.876	17.001	16.993							
5	9:05:23.932	56.295	+0.816	22.525	16.750	17.020							
6	9:06:20.491	56.559	+1.080	22.583	16.845	17.131							
7	9:07:16.119	55.628	+0.149	22.320	16.522	16.786							
8	9:08:11.598	55.479		22.205	16.461	16.813							
9	9:09:07.185	55.587	+0.108	22.380	16.434	16.773							
(324) Livia SAMSON													
1	9:01:40.346	1:04.083	+8.361	26.759	19.572	17.752							
2	9:02:38.786	58.440	+2.718	23.947	17.350	17.143							
3	9:03:35.309	56.523	+0.801	22.615	17.020	16.888							
4	9:04:31.258	55.949	+0.227	22.495	16.631	16.823							
5	9:05:27.144	55.886	+0.164	22.443	16.662	16.781							
6	9:06:22.866	55.722		22.416	16.518	16.788							
7	9:07:18.916	56.050	+0.328	22.657	16.629	16.764							
8	9:08:15.109	56.193	+0.471	22.612	16.754	16.827							
9	9:09:10.970	55.861	+0.139	22.425	16.659	16.777							
(312) Jens BEEUSAERT													
1	9:01:38.262	1:02.357	+6.478	26.609	18.266	17.482							
2	9:02:34.952	56.690	+0.811	23.002	16.799	16.889							
3	9:03:30.831	55.879		22.378	16.638	16.863							
4	9:04:26.790	55.959	+0.080	22.379	16.800	16.780							
(310) Siebe WIJMA													
1	9:01:42.179	1:02.302	+6.399	26.267	18.509	17.526							
2	9:02:40.539	58.360	+2.457	23.881	17.505	16.974							
3	9:03:36.894	56.355	+0.452	22.772	16.801	16.782							
4	9:04:33.796	56.902	+0.999	22.820	17.042	17.040							
5	9:05:29.782	55.986	+0.083	22.636	16.608	16.742							
6	9:06:25.685	55.903		22.490	16.675	16.738							
7	9:07:21.887	56.202	+0.299	22.541	16.879	16.782							
(271) Carina KRONING													
1	9:01:54.516	1:06.412	+10.469	28.967	19.218	18.227							
2	9:02:53.152	58.636	+2.693	23.819	17.473	17.344							
3	9:03:50.867	57.715	+1.772	22.955	17.518	17.242							
4	9:04:47.744	56.877	+0.934	22.586	17.141	17.150							
5	9:05:44.177	56.433	+0.490	22.557	16.803	17.073							
6	9:06:40.313	56.136	+0.193	22.512	16.693	16.931							
7	9:07:36.540	56.227	+0.284	22.492	16.773	16.962							
8	9:08:32.483	55.943		22.559	16.623	16.761							

IAME Series Benelux Round 4 Genk
X30 Senior
Genk 1,360 Km
Qualifying Practice group 1
16.08.2024 09:55
-NEW-
Qualifying (5:00 Time) started at 9:55:00

Pos	No.	Name	Nat	Chassis	Raceteam	Laps	Best Tm	Diff	Gap	In Lap	km/h
1	244	Patrice KOWALEWSKI(R)	BEL	TD Kart	Delre Racing Team	5	54.314			5	90,143
2	296	Kevin LANTINGA	NLD	Croc Promo	Lantinga Racing	5	54.334	0.020	0.020	5	90,109
3	254	Conor GRANT	IRL	KR	Victory Lane	5	54.462	0.148	0.128	5	89,898
4	374	Fionn MC LAUGHLIN	IRL	KR	Vdk	5	54.486	0.172	0.024	5	89,858
5	383	Annabelle BRIAN	NLD	Croc Promo	KCR-Racing	5	54.524	0.210	0.038	4	89,795
6	238	Enzo MENENDEZ	FRA	RedSpeed	Renaux Racing Team	5	54.530	0.216	0.006	5	89,785
7	222	Alexi CONSTANT(R)	BEL	Kosmic	AC Racing	5	54.554	0.240	0.024	5	89,746
8	290	Sam BALOTA	BEL	Kosmic	Dream Racing	5	54.605	0.291	0.051	5	89,662
9	268	Clément MASSAUX	BEL	Tony-Kart	Ravet Racing Team	5	54.644	0.330	0.039	5	89,598
10	224	Angelo MELI	BEL	Tony-Kart	EGP Racing Team	5	54.697	0.383	0.053	5	89,511
11	266	Tyron KINARD	BEL	Tony-Kart	Tys Racing	5	54.730	0.416	0.033	5	89,457
12	263	Philip SVENDSEN	NOR	Charles Lec	Privateer	5	54.759	0.445	0.029	5	89,410
13	264	Max STORM	NLD	Kosmic	Fusion Motorsport Benelu	5	54.771	0.457	0.012	5	89,390
14	376	Maxim HAROUTOUNIAN	NLD	Falcon	Falcon racing team	5	54.789	0.475	0.018	5	89,361
15	267	Rhys NEWBURN	GBR	TB Kart	S8 Racing	5	54.809	0.495	0.020	4	89,328
16	221	Raphaël DAUW(R)	BEL	Kosmic	CG Racing	5	54.834	0.520	0.025	5	89,288
17	354	Charly GLUME	BEL	Lando Norri	Eurokarting	6	54.852	0.538	0.018	6	89,258
18	347	Maximiliano RADECK DA SI	FRA	KR	Victory Lane	5	54.919	0.605	0.067	5	89,149
19	235	CJ BENNETT	IRL	KR	Victory Lane	5	54.964	0.650	0.045	5	89,076
20	240	Luke TAYLOR	GBR	Lando Norri	Premium Karting	5	54.981	0.667	0.017	4	89,049
21	246	Mattéo VAN DE KERCHOVE	BEL	KR	Vdk	5	55.004	0.690	0.023	5	89,012
22	217	Tess VERSCHOOR	NLD	Croc Promo	KCR-Racing	5	55.016	0.702	0.012	5	88,992
23	351	VAN DUIJVENVOORDE Yiro	NLD	Lando Norri	Young Driver Academy	5	55.032	0.718	0.016	5	88,966
24	398	Lluis TORT MAS	ESP	Gillard	AUTO CLUB RC2 VALLÈS	5	55.096	0.782	0.064	4	88,863
25	287	Rinse VOS	NLD	Kosmic	Fusion Motorsport Benelu	5	55.115	0.801	0.019	5	88,832
26	343	Emmanouil LIOUDAKIS	GRC	KR	Victory Lane	5	55.163	0.849	0.048	5	88,755
27	262	Roan VAN DE KERKHOF	NLD	Formula K	Scuderia 24/7	5	55.273	0.959	0.110	5	88,579
28	344	Luis AGUIAR CARDOSO	PRT	KR	Vdk	5	55.333	1.019	0.060	5	88,482
29	219	Ollie MEURS	NLD	Falcon	Falcon racing team	5	55.390	1.076	0.057	4	88,391
30	345	Sofia ZANFARI	MAR	KR	Victory Lane	5	55.540	1.226	0.150	5	88,153

Not classified

DSQ	372	Andy RATEL	FRA	Pantano	PANTANO RACING TEAM	5	54.435			5	89,942
-----	-----	------------	-----	---------	---------------------	---	--------	--	--	---	--------

Announcements

These results are provisional until the conclusion of any judicial and technical matters!

#372 disqualified / technical not conform

IAME Series Benelux Round 4 Genk

X30 Senior

Qualifying Practice group 1

Qualifying (5:00 Time) started at 9:55:00

Genk 1,360 Km

16.08.2024 09:55

Lap	Time of Day	Lap Tm	Diff	S1 Tm	S2 Tm	S3 Tm
(244) Patrice KOWALEWSKI(R)						
1	9:56:47.098	1:09.974	+15.660	27.503	22.847	19.624
2	9:57:52.870	1:05.772	+11.458	28.700	20.363	16.709
3	9:58:48.079	55.209	+0.895	22.323	16.268	16.618
4	9:59:42.687	54.608	+0.294	21.974	16.223	16.411
5	10:00:37.001	54.314		21.769	16.172	16.373
(296) Kevin LANTINGA						
1	9:56:33.875	1:01.720	+7.386	25.737	17.584	18.399
2	9:57:29.627	55.752	+1.418	22.606	16.533	16.613
3	9:58:24.402	54.775	+0.441	22.034	16.256	16.485
4	9:59:18.913	54.511	+0.177	21.951	16.159	16.401
5	10:00:13.247	54.334		21.851	16.051	16.432
(372) Andy RATEL						
1	9:56:49.820	1:07.470	+13.035	27.109	20.599	19.762
2	9:57:51.620	1:01.800	+7.365	27.614	17.216	16.970
3	9:58:47.108	55.488	+1.053	22.529	16.442	16.517
4	9:59:41.768	54.660	+0.225	22.013	16.235	16.412
5	10:00:36.203	54.435		21.898	16.143	16.394
(254) Conor GRANT						
1	9:56:34.668	59.356	+4.894	24.963	17.210	17.183
2	9:57:30.226	55.558	+1.096	22.449	16.433	16.676
3	9:58:24.936	54.710	+0.248	22.042	16.203	16.465
4	9:59:19.528	54.592	+0.130	21.975	16.143	16.474
5	10:00:13.990	54.462		21.956	16.096	16.410
(374) Fionn MC LAUGHLIN						
1	9:56:49.426	1:07.824	+13.338	27.261	20.859	19.704
2	9:57:51.454	1:02.028	+7.542	27.396	17.229	17.403
3	9:58:46.776	55.322	+0.836	22.396	16.325	16.601
4	9:59:41.499	54.723	+0.237	22.058	16.178	16.487
5	10:00:35.985	54.486		21.956	16.116	16.414
(383) Annabelle BRIAN						
1	9:56:19.993	1:02.606	+8.082	27.089	17.827	17.690
2	9:57:17.208	57.215	+2.691	23.303	17.188	16.724
3	9:58:12.325	55.117	+0.593	22.155	16.391	16.571
4	9:59:06.849	54.524		21.944	16.146	16.434
5	10:00:01.389	54.540	+0.016	21.874	16.212	16.454
(238) Enzo MENENDEZ						
1	9:56:22.192	1:03.354	+8.824	27.429	18.559	17.366
2	9:57:18.961	56.769	+2.239	23.399	16.721	16.649
3	9:58:14.167	55.206	+0.676	22.201	16.413	16.592
4	9:59:08.925	54.758	+0.228	22.030	16.261	16.467
5	10:00:03.455	54.530		21.985	16.207	16.338
(222) Alexi CONSTANT(R)						
1	9:56:19.874	1:01.936	+7.382	26.981	17.662	17.293
2	9:57:16.768	56.894	+2.340	23.473	16.753	16.668
3	9:58:11.794	55.026	+0.472	22.175	16.253	16.598
4	9:59:06.639	54.845	+0.291	22.200	16.200	16.445
5	10:00:01.193	54.554		21.925	16.175	16.454
(290) Sam BALOTA						
1	9:56:47.910	1:09.771	+15.166	28.901	21.445	19.425
2	9:57:51.787	1:03.877	+9.272	28.358	18.537	16.982
3	9:58:46.937	55.150	+0.545	22.295	16.354	16.501
4	9:59:42.032	55.095	+0.490	22.292	16.319	16.484
5	10:00:36.637	54.605		22.007	16.137	16.461
(268) Clément MASSAUX						
1	9:56:21.613	1:03.195	+8.551	27.548	18.103	17.544

Lap	Time of Day	Lap Tm	Diff	S1 Tm	S2 Tm	S3 Tm
2	9:57:18.035	56.422	+1.778	22.893	16.702	16.827
3	9:58:13.328	55.293	+0.649	22.226	16.458	16.609
4	9:59:08.192	54.864	+0.220	22.011	16.299	16.554
5	10:00:02.836	54.644		22.005	16.161	16.478
(224) Angelo MELI						
1	9:56:19.684	1:02.488	+7.791	27.071	17.871	17.546
2	9:57:16.441	56.757	+2.060	23.386	16.587	16.784
3	9:58:11.568	55.127	+0.430	22.172	16.379	16.576
4	9:59:06.398	54.830	+0.133	22.045	16.219	16.566
5	10:00:01.095	54.697		21.979	16.163	16.555
(266) Tyron KINARD						
1	9:56:22.957	1:02.114	+7.384	26.413	18.207	17.494
2	9:57:20.771	57.814	+3.084	23.826	17.096	16.892
3	9:58:16.306	55.535	+0.805	22.347	16.636	16.552
4	9:59:11.501	55.195	+0.465	22.128	16.421	16.646
5	10:00:06.231	54.730		22.008	16.161	16.561
(263) Philip SVENDSEN						
1	9:56:19.406	1:02.563	+7.804	27.109	17.969	17.485
2	9:57:16.565	57.159	+2.400	22.951	16.802	17.406
3	9:58:12.348	55.783	+1.024	22.445	16.563	16.775
4	9:59:07.391	55.043	+0.284	22.302	16.214	16.527
5	10:00:02.150	54.759		21.963	16.243	16.553
(264) Max STORM						
1	9:56:21.275	1:03.043	+8.272	27.104	18.417	17.522
2	9:57:17.765	56.490	+1.719	22.735	16.757	16.998
3	9:58:13.561	55.796	+1.025	22.683	16.474	16.639
4	9:59:08.420	54.859	+0.088	22.052	16.245	16.562
5	10:00:03.191	54.771		21.982	16.213	16.576
(376) Maxim HAROUTOUNIAN						
1	9:56:46.915	1:09.586	+14.797	27.718	20.818	21.050
2	9:57:52.155	1:05.240	+10.451	29.000	18.818	17.422
3	9:58:48.208	56.053	+1.264	22.518	16.590	16.945
4	9:59:43.152	54.944	+0.155	22.251	16.293	16.400
5	10:00:37.941	54.789		22.016	16.297	16.476
(267) Rhys NEWBURN						
1	9:56:21.431	1:03.725	+8.916	27.390	18.528	17.807
2	9:57:18.585	57.154	+2.345	23.487	16.804	16.863
3	9:58:13.858	55.273	+0.464	22.200	16.406	16.667
4	9:59:08.667	54.809		22.049	16.229	16.531
5	10:00:03.939	55.272	+0.463	22.520	16.245	16.507
(221) Raphaël DAUW(R)						
1	9:56:26.437	1:00.512	+5.678	25.572	17.688	17.252
2	9:57:22.591	56.154	+1.320	22.662	16.741	16.751
3	9:58:17.970	55.379	+0.545	22.233	16.638	16.508
4	9:59:13.319	55.349	+0.515	22.225	16.578	16.546
5	10:00:08.153	54.834		21.979	16.260	16.595
(354) Charly GLUME						
1	9:56:16.873	59.880	+5.028	25.574	17.273	17.033
2	9:57:12.337	55.464	+0.612	22.402	16.438	16.624
3	9:58:07.359	55.022	+0.170	22.128	16.280	16.614
4	9:59:02.311	54.952	+0.100	22.092	16.172	16.688
5	9:59:57.257	54.946	+0.094	22.118	16.246	16.582
6	10:00:52.109	54.852		22.108	16.177	16.567
(347) Maximiliano RADECK DA SILVA						
1	9:56:48.112	1:09.677	+14.758	27.819	19.924	21.934
2	9:57:53.063	1:04.951	+10.032	28.445	19.313	17.193
3	9:58:49.037	55.974	+1.055	22.670	16.623	16.681

IAME Series Benelux Round 4 Genk

X30 Senior

Genk 1,360 Km

Qualifying Practice group 1

16.08.2024 09:55

Qualifying (5:00 Time) started at 9:55:00

Lap	Time of Day	Lap Tm	Diff	S1 Tm	S2 Tm	S3 Tm
4	9:59:44.044	55.007	+0.088	22.165	16.314	16.528
5	10:00:38.963	54.919		22.096	16.358	16.465

(235) CJ BENNETT

1	9:56:25.748	1:02.074	+7.110	26.453	18.174	17.447
2	9:57:22.034	56.286	+1.322	22.700	16.769	16.817
3	9:58:18.177	56.143	+1.179	22.533	16.959	16.651
4	9:59:13.515	55.338	+0.374	22.172	16.512	16.654
5	10:00:08.479	54.964		22.191	16.241	16.532

(240) Luke TAYLOR

1	9:56:34.326	1:05.181	+10.200	25.720	18.660	20.801
2	9:57:31.040	56.714	+1.733	23.256	16.649	16.809
3	9:58:26.412	55.372	+0.391	22.309	16.324	16.739
4	9:59:21.393	54.981		22.140	16.232	16.609
5	10:00:16.428	55.035	+0.054	22.220	16.237	16.578

(246) Mattéo VAN DE KERCHOVE

1	9:56:22.560	1:03.445	+8.441	27.451	18.366	17.628
2	9:57:20.185	57.625	+2.621	23.717	17.059	16.849
3	9:58:16.005	55.820	+0.816	22.447	16.643	16.730
4	9:59:11.750	55.745	+0.741	22.212	16.709	16.824
5	10:00:06.754	55.004		22.117	16.330	16.557

(217) Tess VERSCHOOR

1	9:56:26.110	1:03.018	+8.002	26.909	18.550	17.559
2	9:57:22.848	56.738	+1.722	22.868	17.109	16.761
3	9:58:18.412	55.564	+0.548	22.221	16.641	16.702
4	9:59:14.506	56.094	+1.078	22.134	17.175	16.785
5	10:00:09.522	55.016		22.167	16.365	16.484

(351) VAN DUIJVENVOORDE Yiroh

1	9:56:22.861	1:03.073	+8.041	27.059	18.307	17.707
2	9:57:20.964	58.103	+3.071	24.096	17.137	16.870
3	9:58:16.729	55.765	+0.733	22.504	16.596	16.665
4	9:59:12.006	55.277	+0.245	22.296	16.367	16.614
5	10:00:07.038	55.032		22.265	16.238	16.529

(398) Lluis TORT MAS

1	9:56:23.444	1:03.333	+8.237	27.359	18.505	17.469
2	9:57:21.704	58.260	+3.164	23.459	17.710	17.091
3	9:58:17.509	55.805	+0.709	22.478	16.493	16.834
4	9:59:12.605	55.096		22.143	16.451	16.502
5	10:00:07.702	55.097	+0.001	22.104	16.465	16.528

(287) Rinse VOS

1	9:56:26.725	1:01.508	+6.393	25.896	17.912	17.700
2	9:57:23.226	56.501	+1.386	22.811	16.816	16.874
3	9:58:18.720	55.494	+0.379	22.490	16.383	16.621
4	9:59:14.282	55.562	+0.447	22.255	16.679	16.628
5	10:00:09.397	55.115		22.213	16.311	16.591

(343) Emmanouil LIODAKIS

1	9:56:45.774	1:07.926	+12.763	27.657	20.065	20.204
2	9:57:51.115	1:05.341	+10.178	26.402	20.147	18.792
3	9:58:47.755	56.640	+1.477	23.364	16.543	16.733
4	9:59:43.008	55.253	+0.090	22.372	16.388	16.493
5	10:00:38.171	55.163		22.386	16.249	16.528

(262) Roan VAN DE KERKHOF

1	9:56:21.930	1:03.849	+8.576	27.422	18.801	17.626
2	9:57:20.461	58.531	+3.258	24.430	17.181	16.920
3	9:58:16.634	56.173	+0.900	22.718	16.639	16.816
4	9:59:12.361	55.727	+0.454	22.507	16.534	16.686
5	10:00:07.634	55.273		22.195	16.434	16.644

Lap	Time of Day	Lap Tm	Diff	S1 Tm	S2 Tm	S3 Tm
(344) Luis AGUIAR CARDOSO						
1	9:56:34.846	1:05.324	+9.991	26.578	18.211	20.535
2	9:57:32.193	57.347	+2.014	23.276	17.117	16.954
3	9:58:28.372	56.179	+0.846	22.626	16.789	16.764
4	9:59:23.990	55.618	+0.285	22.402	16.587	16.629
5	10:00:19.323	55.333		22.298	16.435	16.600

(219) Ollie MEURS

1	9:56:24.079	1:03.567	+8.177	27.531	18.307	17.729
2	9:57:21.917	57.838	+2.448	23.201	17.548	17.089
3	9:58:17.797	55.880	+0.490	22.458	16.755	16.667
4	9:59:13.187	55.390		22.250	16.431	16.709
5	10:00:08.875	55.688	+0.298	22.592	16.433	16.663

(345) Sofia ZANFARI

1	9:56:46.249	1:24.620	+29.080	40.265	22.451	21.904
2	9:57:52.429	1:06.180	+10.640	26.378	20.810	18.992
3	9:58:50.127	57.698	+2.158	23.570	17.068	17.060
4	9:59:46.038	55.911	+0.371	22.555	16.610	16.746
5	10:00:41.578	55.540		22.342	16.510	16.688

IAME Series Benelux Round 4 Genk

X30 Senior

Genk 1,360 Km

Heat 16 C-G

17.08.2024 11:50

Race (10:00 and 1 Laps) started at 11:55:02

Lap	Time of Day	Lap Tm	Diff	S1 Tm	S2 Tm	S3 Tm	Lap	Time of Day	Lap Tm	Diff	S1 Tm	S2 Tm	S3 Tm
11	12:05:27.605	56.879	+1.725	22.176	17.213	17.490	7	12:01:46.545	55.632	+0.076	22.395	16.492	16.745
12	12:06:26.000	58.395	+3.241	23.245	17.626	17.524	8	12:02:42.101	55.556		22.339	16.476	16.741
(238) Enzo MENENDEZ							9	12:03:37.685	55.584	+0.028	22.303	16.527	16.754
1	11:56:01.781	59.285	+3.845	24.405	17.366	17.514	10	12:04:33.550	55.865	+0.309	22.398	16.695	16.772
2	11:56:57.828	56.047	+0.607	22.768	16.601	16.678	11	12:05:29.352	55.802	+0.246	22.374	16.649	16.779
3	11:57:55.093	57.265	+1.825	23.036	17.300	16.929	12	12:06:26.981	57.629	+2.073	22.703	17.269	17.657
4	11:58:51.001	55.908	+0.468	22.619	16.575	16.714	(279) Siebe PAGNAER						
5	11:59:47.940	56.939	+1.499	23.124	17.211	16.604	1	11:56:13.439	1:00.137	+4.896	25.098	17.673	17.366
6	12:00:43.574	55.634	+0.194	22.135	16.840	16.659	2	11:57:09.861	56.422	+1.181	22.806	16.757	16.859
7	12:01:40.177	56.603	+1.163	22.505	17.180	16.918	3	11:58:06.015	56.154	+0.913	22.402	16.843	16.909
8	12:02:37.023	56.846	+1.406	22.831	17.049	16.966	4	11:59:01.603	55.588	+0.347	22.397	16.511	16.680
9	12:03:32.497	55.474	+0.034	22.458	16.450	16.566	5	11:59:56.974	55.371	+0.130	22.247	16.435	16.689
10	12:04:29.688	57.191	+1.751	22.620	17.923	16.648	6	12:00:52.990	56.016	+0.775	22.316	16.429	17.271
11	12:05:25.896	56.208	+0.768	22.540	17.085	16.583	7	12:01:48.365	55.375	+0.134	22.233	16.459	16.683
12	12:06:21.336	55.440		22.273	16.536	16.631	8	12:02:43.624	55.259	+0.018	22.194	16.428	16.637
(342) Cathal CLARK							9	12:03:38.865	55.241		22.195	16.411	16.635
1	11:56:05.295	1:01.801	+6.347	26.744	17.745	17.312	10	12:04:34.200	55.335	+0.094	22.238	16.464	16.633
2	11:57:02.724	57.429	+1.975	23.259	17.147	17.023	11	12:05:29.595	55.395	+0.154	22.204	16.510	16.681
3	11:57:59.530	56.806	+1.352	22.585	17.004	17.217	12	12:06:27.016	57.421	+2.180	22.350	17.412	17.659
4	11:58:56.303	56.773	+1.319	22.784	16.851	17.138	(264) Max STORM						
5	11:59:53.855	57.552	+2.098	23.430	16.939	17.183	1	11:56:03.455	1:00.619	+5.583	25.140	18.134	17.345
6	12:00:50.356	56.501	+1.047	23.236	16.587	16.678	2	11:57:00.414	56.959	+1.923	23.287	16.769	16.903
7	12:01:45.842	55.486	+0.032	22.316	16.489	16.681	3	11:57:56.008	55.594	+0.558	22.279	16.593	16.722
8	12:02:41.296	55.454		22.319	16.468	16.667	4	11:59:03.281	1:07.273	+12.237	22.611	26.437	18.225
9	12:03:36.792	55.496	+0.042	22.320	16.502	16.674	5	11:59:58.993	55.712	+0.676	22.566	16.436	16.710
10	12:04:32.374	55.582	+0.128	22.364	16.509	16.709	6	12:00:54.464	55.471	+0.435	22.436	16.366	16.669
11	12:05:28.403	56.029	+0.575	22.419	16.806	16.804	7	12:01:49.916	55.452	+0.416	22.378	16.419	16.655
12	12:06:26.439	58.036	+2.582	22.965	17.487	17.584	8	12:02:45.187	55.271	+0.235	22.283	16.366	16.622
(303) Christopher BINGHAM							9	12:03:40.223	55.036		22.113	16.294	16.629
1	11:56:04.882	1:01.008	+5.620	25.942	17.857	17.209	10	12:04:35.575	55.352	+0.316	22.262	16.429	16.661
2	11:57:02.572	57.690	+2.302	23.472	17.263	16.955	11	12:05:31.188	55.613	+0.577	22.286	16.585	16.742
3	11:57:59.328	56.756	+1.368	22.624	16.896	17.236	12	12:06:27.510	56.322	+1.286	22.298	16.674	17.350
4	11:58:55.316	55.988	+0.600	22.543	16.768	16.677	(274) Miguel SILVA						
5	11:59:50.767	55.451	+0.063	22.312	16.507	16.632	1	11:56:07.310	1:03.255	+7.551	26.864	18.136	18.255
6	12:00:46.209	55.442	+0.054	22.179	16.560	16.703	2	11:57:05.409	58.099	+2.395	23.947	17.057	17.095
7	12:01:41.597	55.388		22.223	16.562	16.603	3	11:58:02.815	57.406	+1.702	22.621	17.395	17.390
8	12:02:37.511	55.914	+0.526	22.282	16.506	17.126	4	11:58:58.793	55.978	+0.274	22.506	16.654	16.818
9	12:03:33.296	55.785	+0.397	22.629	16.537	16.619	5	11:59:54.846	56.053	+0.349	22.447	16.637	16.969
10	12:04:31.108	57.812	+2.424	22.261	17.818	17.733	6	12:00:51.357	56.511	+0.807	23.016	16.687	16.808
11	12:05:28.220	57.112	+1.724	23.012	17.388	16.712	7	12:01:47.239	55.882	+0.178	22.386	16.625	16.871
12	12:06:26.556	58.336	+2.948	23.286	17.462	17.588	8	12:02:43.038	55.799	+0.095	22.372	16.575	16.852
(307) Andrea PIROVANO							9	12:03:38.742	55.704		22.357	16.505	16.842
1	11:56:03.566	1:00.432	+5.169	25.514	17.752	17.166	10	12:04:34.936	56.194	+0.490	22.695	16.643	16.856
2	11:57:01.440	57.874	+2.611	23.299	16.920	17.655	11	12:05:31.289	56.353	+0.649	22.720	16.649	16.984
3	11:57:58.640	57.200	+1.937	23.414	16.669	17.117	12	12:06:27.615	56.326	+0.622	22.524	16.657	17.145
4	11:58:54.422	55.782	+0.519	22.243	16.772	16.767	(340) Thibau WIJERS						
5	11:59:49.795	55.373	+0.110	22.268	16.465	16.640	1	11:56:10.707	1:07.220	+11.558	32.498	17.437	17.285
6	12:00:45.058	55.263		22.305	16.349	16.609	2	11:57:07.530	56.823	+1.161	22.943	16.976	16.904
7	12:01:41.115	56.057	+0.794	22.203	16.875	16.979	3	11:58:03.739	56.209	+0.547	22.697	16.682	16.830
8	12:02:36.904	55.789	+0.526	22.326	16.705	16.758	4	11:58:59.669	55.930	+0.268	22.474	16.693	16.763
9	12:03:32.256	55.352	+0.089	22.158	16.558	16.636	5	11:59:55.729	56.060	+0.398	22.634	16.668	16.758
10	12:04:29.409	57.153	+1.890	22.793	17.665	16.695	6	12:00:51.970	56.241	+0.579	22.748	16.750	16.743
11	12:05:27.662	58.253	+2.990	22.603	17.815	17.835	7	12:01:47.721	55.751	+0.089	22.373	16.646	16.732
12	12:06:26.762	59.100	+3.837	23.534	17.937	17.629	8	12:02:43.383	55.662		22.400	16.550	16.712
(344) Luis AGUIAR CARDOSO							9	12:03:39.346	55.963	+0.301	22.680	16.620	16.663
1	11:56:05.532	1:01.583	+6.027	26.717	17.557	17.309	10	12:04:35.095	55.749	+0.087	22.385	16.668	16.696
2	11:57:03.328	57.796	+2.240	23.492	17.245	17.059	11	12:05:30.891	55.796	+0.134	22.403	16.648	16.745
3	11:57:59.884	56.556	+1.000	22.551	16.948	17.057	12	12:06:27.659	56.768	+1.106	22.384	16.748	17.636
4	11:58:57.379	57.495	+1.939	23.333	16.966	17.196	(325) Quentin DAPOIGNY						
5	11:59:54.387	57.008	+1.452	22.561	17.311	17.136	1	11:56:07.810	1:04.231	+9.053	27.725	18.875	17.631
6	12:00:50.913	56.526	+0.970	22.896	16.604	17.026	2	11:57:05.900	58.090	+2.912	23.950	17.174	16.966

IAME Series Benelux Round 4 Genk

X30 Senior

Genk 1,360 Km

Heat 16 C-G

17.08.2024 11:50

Race (10:00 and 1 Laps) started at 11:55:02

Lap	Time of Day	Lap Tm	Diff	S1 Tm	S2 Tm	S3 Tm
3	11:58:02.508	56.608	+1.430	22.318	16.898	17.392
4	11:58:57.872	55.364	+0.186	22.220	16.539	16.605
5	11:59:54.103	56.231	+1.053	22.768	16.693	16.770
6	12:00:58.503	1:04.400	+9.222	28.578	18.798	17.024
7	12:01:53.932	55.429	+0.251	22.330	16.471	16.628
8	12:02:49.149	55.217	+0.039	22.186	16.371	16.660
9	12:03:44.327	55.178		22.170	16.376	16.632
10	12:04:39.768	55.441	+0.263	22.279	16.456	16.706
11	12:05:35.419	55.651	+0.473	22.299	16.654	16.698
12	12:06:30.974	55.555	+0.377	22.302	16.459	16.794

Lap	Time of Day	Lap Tm	Diff	S1 Tm	S2 Tm	S3 Tm
(281) Maxime BLANCHEMAIN						
1	11:56:03.015	59.917	+2.856	24.934	17.988	16.995
2	11:57:00.076	57.061		23.434	16.980	16.647

Lap	Time of Day	Lap Tm	Diff	S1 Tm	S2 Tm	S3 Tm
(384) Victor AEGERTER						
1	11:56:07.487	1:03.399		26.943	18.115	18.341

Lap	Time of Day	Lap Tm	Diff	S1 Tm	S2 Tm	S3 Tm
(215) Esteban WALGRAEVE						
1	11:56:02.902	59.953	+4.592	24.982	17.858	17.113
2	11:57:00.588	57.686	+2.325	23.414	17.277	16.995
3	11:57:56.306	55.718	+0.357	22.399	16.566	16.753
4	11:58:53.027	56.721	+1.360	22.540	17.216	16.965
5	11:59:49.561	56.534	+1.173	23.042	16.825	16.667
6	12:00:45.890	56.329	+0.968	22.645	17.083	16.601
7	12:01:41.251	55.361		22.240	16.412	16.709
8	12:02:37.105	55.854	+0.493	22.331	16.729	16.794
9	12:03:33.838	56.733	+1.372	23.104	16.876	16.753
10	12:04:30.659	56.821	+1.460	22.357	17.447	17.017
11	12:05:36.322	1:05.663	+10.302	23.263	25.383	17.017
12	12:06:32.297	55.975	+0.614	22.433	16.618	16.924

Lap	Time of Day	Lap Tm	Diff	S1 Tm	S2 Tm	S3 Tm
(262) Roan VAN DE KERKHOFF						
1	11:56:05.836	1:01.865	+5.867	26.871	17.734	17.260
2	11:57:03.514	57.678	+1.680	23.418	17.207	17.053
3	11:58:00.377	56.863	+0.865	22.621	16.851	17.391
4	11:58:57.623	57.246	+1.248	22.971	17.368	16.907
5	11:59:54.861	57.238	+1.240	22.791	17.023	17.424
6	12:00:53.576	58.715	+2.717	23.718	16.897	18.100
7	12:01:49.574	55.998		22.578	16.559	16.861
8	12:02:46.010	56.436	+0.438	22.707	16.745	16.984
9	12:03:42.122	56.112	+0.114	22.567	16.638	16.907
10	12:04:38.310	56.188	+0.190	22.528	16.695	16.965
11	12:05:35.234	56.924	+0.926	22.632	17.218	17.074
12	12:06:31.697	56.463	+0.465	22.825	16.771	16.867

Lap	Time of Day	Lap Tm	Diff	S1 Tm	S2 Tm	S3 Tm
(293) Dennis BOUMAN						
1	11:56:04.408	1:00.787	+5.480	25.682	17.761	17.344
2	11:57:01.309	56.901	+1.594	22.889	16.945	17.067
3	11:58:10.705	1:09.396	+14.089	22.784	16.836	29.776
4	11:59:07.870	57.165	+1.858	23.348	16.841	16.976
5	12:00:03.876	56.006	+0.699	22.597	16.555	16.854
6	12:00:59.838	55.962	+0.655	22.423	16.668	16.871
7	12:01:55.452	55.614	+0.307	22.377	16.477	16.760
8	12:02:50.759	55.307		22.196	16.411	16.700
9	12:03:46.330	55.571	+0.264	22.426	16.484	16.661
10	12:04:41.807	55.477	+0.170	22.366	16.366	16.745
11	12:05:37.667	55.860	+0.553	22.460	16.610	16.790
12	12:06:33.391	55.724	+0.417	22.422	16.513	16.789

Lap	Time of Day	Lap Tm	Diff	S1 Tm	S2 Tm	S3 Tm
(246) Mattéo VAN DE KERCHOVE						
1	11:56:04.730	1:01.215	+5.625	26.120	17.832	17.263
2	11:57:02.029	57.299	+1.709	23.311	17.166	16.822
3	11:58:29.076	1:27.047	+31.457	22.462	16.717	47.868
4	11:59:26.332	57.256	+1.666	23.466	16.899	16.891
5	12:00:22.343	56.011	+0.421	22.455	16.691	16.865
6	12:01:18.233	55.890	+0.300	22.383	16.630	16.877
7	12:02:14.128	55.895	+0.305	22.330	16.755	16.810
8	12:03:09.917	55.789	+0.199	22.337	16.709	16.743
9	12:04:05.507	55.590		22.332	16.498	16.760
10	12:05:01.169	55.662	+0.072	22.271	16.611	16.780
11	12:05:56.844	55.675	+0.085	22.316	16.673	16.686
12	12:06:52.760	55.916	+0.326	22.283	16.735	16.898

IAME Series Benelux Round 4 Genk
Lapchart
X30 Senior
Genk 1,360 Km
Heat 16 C-G
17.08.2024 11:50
Race (10:00 and 1 Laps) started at 11:55:02

Competitors	Laps													
		0	1	2	3	4	5	6	7	8	9	10	11	12
Victor LOUIS (216)	1	216	216	216	216	216	216	288	247	247	247	247	339	339
Tristan KROONE (288)	2	288	288	288	288	288	288	247	288	216	339	339	216	216
Sem VAN DER HEIJDEN(R) (247)	3	247	247	247	247	247	247	216	216	339	216	216	247	236
Enzo MENENDEZ (238)	4	238	346	346	346	339	339	339	339	288	288	288	288	247
Daan STEENMAN (346)	5	346	339	339	339	346	346	236	385	385	385	385	385	385
Vilmer SVAHN (385)	6	385	385	385	238	238	236	385	236	236	236	236	236	288
Lewis MACKIE (339)	7	339	238	238	385	236	385	255	255	255	255	255	255	255
Lauritz SACHSE (302)	8	302	236	236	236	255	255	346	241	241	241	241	241	241
Max STORM (264)	9	264	302	302	255	385	238	241	346	346	346	346	355	355
Riemer BLONK (249)	10	249	222	222	222	222	241	238	222	222	397	355	346	346
Matthias VANDEKERCKHOVE (236)	11	236	215	255	264	241	222	222	238	397	355	397	397	397
Esteban WALGRAEVE (215)	12	215	281	281	302	215	397	355	397	355	302	222	222	222
Alexi CONSTANT(R) (222)	13	222	255	264	215	397	355	397	355	302	222	307	302	302
Julian KAMEN (255)	14	255	264	215	241	355	215	307	302	307	307	302	238	238
Maxime BLANCHEMAIN (281)	15	281	307	241	397	307	307	302	307	238	238	238	240	240
Andrea PIROVANO (307)	16	307	241	397	355	302	302	215	215	215	240	240	308	308
Mirco WOUTERS (241)	17	241	397	293	307	303	303	303	303	240	303	308	345	249
Luke TAYLOR (240)	18	240	240	307	240	240	240	240	240	303	308	215	307	376
Beau HEIJMANS (397)	19	397	293	355	303	322	322	322	308	308	215	345	322	322
Maxim HAROUTOUNIAN (376)	20	376	355	246	342	342	308	308	322	322	322	322	249	345
Thibaut WIJERS (340)	21	340	246	240	322	308	345	345	345	345	345	249	376	342
Cathal CLARK (342)	22	342	303	303	376	376	376	376	376	376	376	303	303	303
Mattéo VAN DE KERCHOVE (246)	23	246	376	342	344	345	342	249	249	249	249	376	342	307
Quentin DAPOIGNY (325)	24	325	342	322	308	344	249	342	342	342	342	342	344	344
Dennis BOUMAN (293)	25	293	344	376	345	262	325	344	344	344	344	344	279	279
Louka MOULARD(R) (308)	26	308	322	344	262	249	344	274	274	274	274	279	340	264
Sky DEFOURNY (322)	27	322	262	262	249	325	274	340	340	340	279	274	264	274
Alessandro BIGI (355)	28	355	274	345	325	274	262	279	279	279	340	340	274	340
Christopher BINGHAM (303)	29	303	345	308	274	340	340	262	262	264	264	264	262	325
Luis AGUIAR CARDOSO (344)	30	344	308	274	340	279	279	264	264	262	262	262	325	262
Roan VAN DE KERKHOF (262)	31	262	249	325	279	264	264	325	325	325	325	325	215	215
Miguel SILVA (274)	32	274	384	249	293	293	293	293	293	293	293	293	293	293
Sofia ZANFARI (345)	33	345	325	340	246	246	246	246	246	246	246	246	246	246
Victor AEGERTER (384)	34	384	340	279										
Siebe PAGNAER (279)	35	279	279											

IAME Series Benelux Round 4 Genk
X30 Senior
Genk 1,360 Km
Heat 17 A-D
17.08.2024 12:10
Race (10:00 and 1 Laps) started at 12:13:04

Pos	No.	Name	Nat	Chassis	Raceteam	Laps	Total Tm	Diff	Best Tm	km/h	Points	Commer
1	244	Patrice KOWALEWSKI(R)	BEL	TD Kart	Delre Racing Team	12	11:09.028		55.073	88,900	0	
2	353	Tobias NORMANN	DNK	Tony-Kart	Ravet Racing Team	12	11:12.696	3.668	55.091	88,871	2	
3	259	Simon LACROIX	BEL	Kosmic	Rsd Karting	12	11:12.987	3.959	55.057	88,926	3	
4	269	Clement OUTRAN	FRA	TB Kart	Tb Kart	12	11:13.552	4.524	55.173	88,739	4	
5	242	Kyuho LEE	KOR	Tony-Kart	EGP Racing Team	12	11:15.091	6.063	54.977	89,055	5	
6	250	Mattiz MEERSCHAUT	BEL	Croc Promotio	KCR-Racing	12	11:15.351	6.323	55.248	88,619	6	
7	201	Henkie KALTEREN	NLD	Kosmic	Rsd Karting	12	11:16.381	7.353	55.471	88,262	7	
8	268	Clément MASSAUX	BEL	Tony-Kart	Ravet Racing Team	12	11:16.393	7.365	55.105	88,849	8	
9	377	Torben GROEHNDAHL	DEU	KR	CV Performance Group	12	11:23.767	14.739	55.073	88,900	9	
10	358	Cristian BIASATTI	ITA	TB Kart	Tb Kart	12	11:24.103	15.075	55.123	88,820	10	
11	372	Andy RATEL	FRA	Pantano	PANTANO RACING TEAM	12	11:24.555	15.527	55.318	88,506	11	
12	296	Kevin LANTINGA	NLD	Croc Promotio	Lantinga Racing	12	11:24.615	15.587	55.505	88,208	12	
13	207	Noah MATON	BEL	Kosmic	Rsd Karting	12	11:25.497	16.469	55.518	88,188	13	
14	290	Sam BALOTA	BEL	Kosmic	Dream Racing	12	11:26.263	17.235	55.690	87,915	14	
15	327	Lukas HORCICKA(R)	CZE	Alonso Kart By	GEPA RACING	12	11:26.998	17.970	55.370	88,423	15	
16	306	Ilyes PRUVOST	FRA	RedSpeed	Renaux Racing Team	12	11:27.677	18.649	55.159	88,762	16	
17	301	Bertram SACHSE(R)	DNK	Falcon	Falcon racing team	12	11:27.778	18.750	55.350	88,455	17	
18	351	VAN DUJVENVOORDE Yirol	NLD	Lando Norris	Young Driver Academy	12	11:30.252	21.224	55.458	88,283	18	3 sec
19	396	Eric WESS	DEU	Drago Corse	Dutt Motorsport	12	11:30.574	21.546	56.097	87,277	19	
20	366	Raphaël LEENDERS	BEL	Kosmic	Rsd Karting	12	11:31.373	22.345	55.549	88,138	20	5 sec
21	356	Leonardo LONGONI	ITA	TB Kart	Tb Kart	12	11:31.669	22.641	55.563	88,116	21	5 sec
22	271	Carina KRONING	DEU	Tony-Kart	Santamaria Performance	12	11:31.692	22.664	56.048	87,354	22	
23	267	Rhys NEWBURN	GBR	TB Kart	S8 Racing	12	11:31.727	22.699	55.269	88,585	23	5 sec
24	221	Raphaël DAUW(R)	BEL	Kosmic	CG Racing	12	11:32.159	23.131	55.657	87,967	24	
25	273	Kyano WELLENS	BEL	Tony-Kart	EGP Racing Team	12	11:32.254	23.226	55.227	88,652	25	5 sec
26	378	Carl LUTTHART	DEU	Falcon	Falcon racing team	12	11:32.509	23.481	55.641	87,993	26	5 sec
27	319	Kayne INCE(R)	NLD	Praga	OW karting	12	11:33.242	24.214	56.065	87,327	27	5 sec
28	338	Luna CLERET	FRA	Pantano	PANTANO RACING TEAM	12	11:35.996	26.968	55.581	88,088	28	8 sec
29	333	Maxim VANSCHOENWINKEI	BEL	KR	Victory Lane	12	11:41.980	32.952	55.579	88,091	29	10 sec
30	231	Gaëtan DEBRABANDERE	BEL	RedSpeed	CG Racing	10	9:30.183	2 Laps	55.249	88,617	30	
31	217	Tess VERSCHOOR	NLD	Croc Promotio	KCR-Racing	10	9:30.669	2 Laps	55.331	88,486	31	
32	203	Florent DYRDA	LUX	Lando Norris	Eurokarting	10	9:30.322	2 Laps	55.387	88,396	32	

Not classified

DNS	212	Delano WELLENS	BEL	Gillard	KCR-Racing			DNS	-		37	
DNS	318	Marius BARRY-BERG	NOR	KR	Vdk			DNS	-		37	
DNS	320	Emma WEINREICH	DNK	Kosmic	Ravet Racing Team			DNS	-		37	
DSQ	219	Ollie MEURS	NLD	Falcon	Falcon racing team	12	11:31.816	DSQ	55.649	87,980	38	

Announcements

These results are provisional until the conclusion of any judicial and technical matters!

- #319,273,333,338 front fairing / 5 sec TP
- #356 + 366 run off area / 5 sec time penalty
- #378 + 333 pushing / 5 sec time penalty
- #267 causing a colission / 5 sec time penalty
- #219 disqualified / technical not conform
- #338 + 351 leaving corridor 2 wheels / time penalty 3 sec

Margin of Victory	Ø km/h	Best Lap Tm	km/h	Best Lap by
3.668	87,817	54.977	89,055	242 - Kyuho LEE

Official Timing www.mwraceconsulting.com
Orbits

Timekeeping Meik Wagner:



Clerk of the course Thomas Lainer:

www.mylaps.com

Steward (Chairman) Wim Cools:

Chief Scrutineer Liam van de Wouwer:

 Licensed to: **MW Racec Consulting**
Printed: 17.08.2024 13:25:42

posted at:

h

IAME Series Benelux Round 4 Genk

X30 Senior

Genk 1,360 Km

Heat 17 A-D

17.08.2024 12:10

Race (10:00 and 1 Laps) started at 12:13:04

Lap	Time of Day	Lap Tm	Diff	S1 Tm	S2 Tm	S3 Tm	Lap	Time of Day	Lap Tm	Diff	S1 Tm	S2 Tm	S3 Tm
3	12:16:04.012	56.419	+0.840	22.525	17.138	16.756							
4	12:17:00.738	56.726	+1.147	22.775	17.245	16.706							
5	12:17:56.607	55.869	+0.290	22.296	16.760	16.813							
6	12:18:53.407	56.800	+1.221	23.217	16.587	16.996							
7	12:19:54.513	1:01.106	+5.527	23.013	21.300	16.793							
8	12:20:50.092	55.579		22.364	16.502	16.713							
9	12:21:46.803	56.711	+1.132	22.744	17.211	16.756							
10	12:22:43.064	56.261	+0.682	22.541	16.562	17.158							
11	12:23:39.371	56.307	+0.728	22.712	16.878	16.717							
12	12:24:36.920	57.549	+1.970	22.911	17.261	17.377							

(231) Gaëtan DEBRABANDERE

1	12:14:06.522	1:00.938	+5.689	25.626	18.287	17.025
2	12:15:03.533	57.011	+1.762	22.835	17.360	16.816
3	12:15:59.643	56.110	+0.861	22.714	16.652	16.744
4	12:16:56.617	56.974	+1.725	22.303	17.160	17.511
5	12:17:54.315	57.698	+2.449	22.549	17.374	17.775
6	12:18:50.278	55.963	+0.714	22.692	16.609	16.662
7	12:19:45.527	55.249		22.214	16.373	16.662
8	12:20:40.914	55.387	+0.138	22.287	16.427	16.673
9	12:21:37.105	56.191	+0.942	22.278	17.024	16.889
10	12:22:35.123	58.018	+2.769	22.668	17.502	17.848

(217) Tess VERSCHOOR

1	12:14:07.821	1:01.536	+6.205	25.493	18.320	17.723
2	12:15:04.789	56.968	+1.637	22.845	17.201	16.922
3	12:16:01.854	57.065	+1.734	22.864	17.273	16.928
4	12:16:57.578	55.724	+0.393	22.342	16.657	16.725
5	12:17:54.927	57.349	+2.018	22.685	17.946	16.718
6	12:18:51.800	56.873	+1.542	23.119	16.695	17.059
7	12:19:47.195	55.395	+0.064	22.229	16.475	16.691
8	12:20:42.526	55.331		22.222	16.502	16.607
9	12:21:38.326	55.800	+0.469	22.288	16.874	16.638
10	12:22:35.609	57.283	+1.952	22.237	17.405	17.641

(203) Florent DYRDA

1	12:14:04.007	58.712	+3.325	24.753	16.973	16.986
2	12:15:00.275	56.268	+0.881	22.414	16.855	16.999
3	12:15:57.481	57.206	+1.819	22.578	17.661	16.967
4	12:16:55.578	58.097	+2.710	22.749	17.899	17.449
5	12:17:52.329	56.751	+1.364	22.669	17.421	16.661
6	12:18:48.405	56.076	+0.689	22.896	16.494	16.686
7	12:19:43.792	55.387		22.153	16.616	16.618
8	12:20:39.910	56.118	+0.731	22.299	16.625	17.194
9	12:21:37.229	57.319	+1.932	22.433	17.606	17.280
10	12:22:35.262	58.033	+2.646	22.733	17.529	17.771

(219) Ollie MEURS

1	12:14:10.568	1:03.741	+8.092	25.697	20.636	17.408
2	12:15:08.504	57.936	+2.287	23.146	17.608	17.182
3	12:16:04.790	56.286	+0.637	22.428	16.936	16.922
4	12:17:02.136	57.346	+1.697	22.435	17.829	17.082
5	12:17:57.785	55.649		22.338	16.546	16.765
6	12:18:54.845	57.060	+1.411	22.986	17.230	16.844
7	12:19:52.048	57.203	+1.554	22.679	17.328	17.196
8	12:20:48.402	56.354	+0.705	22.673	16.713	16.968
9	12:21:45.035	56.633	+0.984	22.747	16.795	17.091
10	12:22:43.022	57.987	+2.338	22.990	17.791	17.206
11	12:23:39.273	56.251	+0.602	22.666	16.803	16.782
12	12:24:36.756	57.483	+1.834	22.935	17.242	17.306

IAME Series Benelux Round 4 Genk

Lapchart

X30 Senior

Genk 1,360 Km

Heat 17 A-D

17.08.2024 12:10

Race (10:00 and 1 Laps) started at 12:13:04

Competitors	Laps	Laps												
		0	1	2	3	4	5	6	7	8	9	10	11	12
Clement OUTRAN (269)	1	269	269	296	244	244	244	244	244	244	244	244	244	244
Patrice KOWALEWSKI(R) (244)	2	244	296	201	201	269	259	259	259	353	353	353	353	353
Kevin LANTINGA (296)	3	296	201	269	269	201	353	353	353	259	259	259	259	259
Henkie KALTEREN (201)	4	201	250	244	250	259	250	250	250	269	269	269	269	269
Mattiz MEERSCHAUT (250)	5	250	244	250	259	250	201	269	269	250	250	250	250	242
Simon LACROIX (259)	6	259	259	259	296	353	269	201	201	201	201	242	242	250
Florent DYRDA (203)	7	203	353	203	203	296	296	296	268	242	242	201	268	201
Tobias NORMANN (353)	8	353	203	353	358	358	268	268	242	268	268	268	201	268
Bertram SACHSE(R) (301)	9	301	290	358	353	203	203	242	296	296	296	296	358	377
Sam BALOTA (290)	10	290	358	290	242	268	242	203	203	358	231	231	377	358
Clément MASSAUX (268)	11	268	242	242	268	242	358	358	358	203	358	358	372	372
Kyuhoo LEE (242)	12	242	268	268	306	306	290	231	231	231	203	203	296	296
Gaëtan DEBRABANDERE (231)	13	231	301	306	290	290	231	290	290	290	290	377	290	207
Cristian BIASATTI (358)	14	358	306	301	231	231	356	366	366	366	366	377	290	207
Kyano WELLENS (273)	15	273	273	231	273	273	273	356	356	377	217	217	366	366
Noah MATON (207)	16	207	231	273	301	356	366	377	377	217	366	372	356	356
Rhys NEWBURN (267)	17	267	267	377	356	301	301	217	217	356	301	301	273	267
Raphaël DAUW(R) (221)	18	221	377	356	366	366	207	301	301	301	301	366	327	327
Ilyes PRUVOST (306)	19	306	366	366	267	217	372	207	207	372	207	207	267	351
Lukas HORCICKA(R) (327)	20	327	356	267	217	207	217	372	372	207	356	356	301	273
Torben GROEHND AHL (377)	21	377	319	319	207	372	377	273	319	327	327	273	351	378
Raphaël LEENDERS (366)	22	366	217	217	372	377	267	319	327	273	273	327	306	306
Maxim VANSCHOENWINKEL (333)	23	333	221	221	377	267	319	333	273	319	267	267	378	301
Leonardo LONGONI (356)	24	356	207	207	221	319	351	327	267	267	351	351	338	338
Tess VERSCHOOR (217)	25	217	378	372	351	351	306	267	351	351	319	306	319	319
VAN DUIJVENVOORDE Yiroh (351)	26	351	372	351	319	327	327	351	378	378	338	378	396	396
Kayne INCE(R) (319)	27	319	351	327	327	221	333	378	338	338	378	338	271	271
Eric WESS (396)	28	396	327	338	333	333	378	338	396	396	306	319	219	219
Carina KRONING (271)	29	271	338	333	338	378	338	219	219	219	396	396	333	333
Carl LUTTHART (378)	30	378	333	396	219	338	219	396	271	306	219	271	221	221
Ollie MEURS (219)	31	219	396	219	378	219	396	271	306	271	271	219		
Andy RATEL (372)	32	372	271	378	396	396	271	306	333	333	221	333		
Luna CLERET (338)	33	338	219	271	271	271	221	221	221	221	333	221		
-	34													
-	35													
-	36													

IAME Series Benelux Round 4 Genk

X30 Senior

Genk 1,360 Km

Heat 18 B-F

17.08.2024 13:30

Race (10:00 and 1 Laps) started at 13:33:14

Pos	No.	Name	Nat	Chassis	Raceteam	Laps	Total Tm	Diff	Best Tm	km/h	Points	Commer
1	374	Fionn MC LAUGHLIN	IRL	KR	Vdk	12	11:09.588		55.183	88,723	0	
2	294	Georges NASSAR	ARE	KR	Victory Lane	12	11:10.635	1.047	55.182	88,725	2	
3	265	Alessandro TUDISCA	BEL	Kosmic	Rsd Karting	12	11:11.012	1.424	55.279	88,569	3	
4	368	Milan MARCZAK	NLD	Falcon	DFK	12	11:16.145	6.557	55.967	87,480	4	
5	330	Illiano COUTURE	FRA	Kosmic	CG Racing	12	11:19.157	9.569	55.053	88,932	5	
6	383	Annabelle BRIAN	NLD	Croc Promotio	KCR-Racing	12	11:23.537	13.949	55.452	88,293	6	
7	334	Suleiman ZANFARI	MAR	KR	Vdk	12	11:27.293	17.705	55.446	88,302	7	
8	266	Tyron KINARD	BEL	Tony-Kart	Tys Racing	12	11:27.595	18.007	55.588	88,077	8	
9	289	Otto PYYKÖNEN	FIN	Tony-Kart	EGP Racing Team	12	11:27.750	18.162	55.212	88,676	9	
10	226	Markus GLUME	BEL	Lando Norris	Eurokarting	12	11:27.848	18.260	55.408	88,363	10	
11	367	Ruben MOYA	ESP	Pantano	PANTANO RACING TEAM	12	11:28.319	18.731	55.198	88,699	11	
12	363	Joan ALUJA OLESTI	ESP	KR	MDC Racing	12	11:28.638	19.050	55.459	88,281	12	5 sec
13	253	Dinand DE VOS	BEL	KR	Privateer	12	11:29.014	19.426	55.224	88,657	13	
14	258	Aaron FERRAZZANO	BEL	Kosmic	Eurokarting	12	11:30.577	20.989	55.327	88,492	14	
15	343	Emmanouil LIOUDAKIS	GRC	KR	Victory Lane	12	11:30.794	21.206	55.266	88,590	15	
16	375	Marc LO PICCOLO	FRA	RedSpeed	PB Kart	12	11:32.239	22.651	55.462	88,277	16	
17	312	Jens BEEUSAERT	BEL	Falcon	DFK	12	11:32.532	22.944	55.628	88,013	17	5 sec
18	370	Rosanne DEN DRIJVER	NLD	Falcon	Falcon racing team	12	11:33.172	23.584	55.407	88,364	18	
19	341	Casper NORMANN	DNK	Kosmic	Ravet Racing Team	12	11:37.561	27.973	55.824	87,704	19	5 sec
20	235	CJ BENNETT	IRL	KR	Victory Lane	12	11:38.598	29.010	55.606	88,048	20	5 sec
21	200	Anne-Charlotte ANTUORO	FRA	Tony-Kart	DG KART	12	11:38.787	29.199	55.616	88,032	21	5 sec
22	362	Alex MACHADO	AND	TB Kart	Tb Kart	12	11:40.444	30.856	55.384	88,401	22	10 sec
23	248	Roméo ROUSSEL	FRA	KR	PB Kart	12	11:43.495	33.907	55.558	88,124	23	5 sec
24	287	Rinse VOS	NLD	Kosmic	Fusion Motorsport Beneli	12	11:59.487	49.899	55.972	87,472	24	5 sec
25	275	Jack NETTLESHIP	GBR	TB Kart	Privateer	12	12:05.877	56.289	56.142	87,207	25	5 sec
26	286	Ruby VERLINDEN	BEL	Kosmic	EGP Racing Team	9	8:56.268	3 Laps	56.390	86,824	26	
27	321	Jules VANHULLE	BEL	TD Kart	TD Official Racing Team	5	4:59.440	7 Laps	57.028	85,853	27	
28	263	Philip SVENDSEN	NOR	Charles Lecler	Privateer	4	3:56.793	8 Laps	57.009	85,881	28	
29	280	Joep MULLER	NLD	Kosmic	FSR	4	3:56.963	8 Laps	56.753	86,269	29	
30	310	Siebe WIJMA	NLD	Praga	OW karting	3	2:58.283	9 Laps	57.082	85,771	30	
31	347	Maximiliano RADECK DA SI	FRA	KR	Victory Lane	3	3:03.335	9 Laps	57.489	85,164	31	5 sec
32	324	Livia SAMSON	NLD	Falcon	Falcon racing team	1	1:05.414	11 Laps	1:03.755	76,794	32	
33	317	Kevin BAKKER	NLD	Falcon	Falcon racing team	1	1:06.022	11 Laps	1:04.878	75,465	33	
34	364	Joseph SMITH	GBR	KR	Victory Lane		0.101	12 Laps		-	34	

Not classified

DSQ	228	Luca MONTEBELLO	BEL	Kosmic	Rsd Karting	12	11:37.383	DSQ	55.313	88,514	38	10 sec
-----	-----	-----------------	-----	--------	-------------	----	-----------	-----	--------	--------	----	--------

Announcements

These results are provisional until the conclusion of any judicial and technical matters!

#363, 248, 312, 200, 341, 287, 275 front fairing / 5 sec TP

#362 + 228 run off area / 5 sec time penalty

#362 pushing / 5 sec time penalty

#235 + 347 causing a collision / 5 sec time penalty

#228 disqualified / technical not conform

Margin of Victory	Ø km/h	Best Lap Tm	km/h	Best Lap by
1.047	87,744	55.053	88,932	330 - Illiano COUTURE

Official Timing www.mwraceconsulting.com

Orbits

Timekeeping Meik Wagner:

Clerk of the course Thomas Lainer:

www.mylaps.com

Steward (Chairman) Wim Cools:

Chief Scrutineer Liam van de Wouwer:

Licensed to: MW Racec Consulting

Printed: 17.08.2024 14:47:15

posted at:

h

IAME Series Benelux Round 4 Genk

X30 Senior

Genk 1,360 Km

Heat 18 B-F

17.08.2024 13:30

Race (10:00 and 1 Laps) started at 13:33:14

Lap	Time of Day	Lap Tm	Diff	S1 Tm	S2 Tm	S3 Tm	Lap	Time of Day	Lap Tm	Diff	S1 Tm	S2 Tm	S3 Tm
(228) Luca MONTEBELLO													
1	13:34:15.188	59.811	+4.498	25.468	17.059	17.284							
2	13:35:13.446	58.258	+2.945	23.686	17.453	17.119							
3	13:36:11.748	58.302	+2.989	23.004	17.985	17.313							
4	13:37:10.897	59.149	+3.836	23.097	18.420	17.632							
5	13:38:08.629	57.732	+2.419	23.712	17.004	17.016							
6	13:39:06.142	57.513	+2.200	23.279	17.416	16.818							
7	13:40:02.316	56.174	+0.861	22.614	16.701	16.859							
8	13:40:58.068	55.752	+0.439	22.357	16.442	16.953							
9	13:41:54.120	56.052	+0.739	22.428	16.482	17.142							
10	13:42:50.270	56.150	+0.837	22.477	16.876	16.797							
11	13:43:45.583	55.313		22.203	16.418	16.692							
12	13:44:42.173	56.590	+1.277	22.247	17.043	17.300							

IAME Series Benelux Round 4 Genk

Lapchart

X30 Senior

Genk 1,360 Km

Heat 18 B-F

17.08.2024 13:30

Race (10:00 and 1 Laps) started at 13:33:14

Competitors	Laps												
	0	1	2	3	4	5	6	7	8	9	10	11	12
Alessandro TUDISCA (265)	1	265	265	265	265	265	265	265	374	374	374	374	374
Milan MARCZAK (368)	2	368	368	368	368	374	374	374	265	265	294	294	294
Marc LO PICCOLO (375)	3	375	374	374	374	294	294	294	294	294	265	265	265
Joseph SMITH (364)	4	364	294	294	294	368	368	368	368	368	368	368	368
Annabelle BRIAN (383)	5	383	289	289	289	289	383	330	330	330	330	330	330
Fionn MC LAUGHLIN (374)	6	374	383	330	330	383	363	363	383	363	363	363	383
Roméo ROUSSEL (248)	7	248	330	266	383	363	330	383	363	383	383	383	363
Otto PYYKÖNEN (289)	8	289	266	383	363	330	289	289	289	228	334	334	334
Jens BEEUSAERT (312)	9	312	312	312	266	362	362	362	362	334	228	312	228
Markus GLUME (226)	10	226	228	228	228	228	226	226	228	312	312	228	312
Georges NASSAR (294)	11	294	226	226	362	226	334	228	334	266	266	266	266
Philip SVENDSEN (263)	12	263	263	363	312	334	228	334	226	226	226	226	289
Luca MONTEBELLO (228)	13	228	363	362	226	312	312	312	289	289	289	289	226
Illiano COUTURE (330)	14	330	347	347	334	266	266	253	266	367	367	367	367
Tyron KINARD (266)	15	266	341	334	263	367	367	266	367	258	253	253	253
Joep MULLER (280)	16	280	362	263	310	263	253	367	253	253	258	362	258
Siebe WIJMA (310)	17	310	334	310	347	280	341	275	258	362	362	258	343
Suleiman ZANFARI (334)	18	334	253	258	275	341	258	341	341	341	343	343	362
Joan ALUJA OLESTI (363)	19	363	310	341	258	321	287	258	200	343	341	341	375
CJ BENNETT (235)	20	235	258	275	341	253	275	200	343	200	375	375	341
Jack NETTLESHIP (275)	21	275	275	253	367	287	200	287	235	375	200	370	370
Maximiliano RADECK DA SILVA (347)	22	347	287	367	321	258	343	343	375	370	370	200	235
Kevin BAKKER (317)	23	317	280	321	280	200	235	235	370	235	235	235	200
Casper NORMANN (341)	24	341	367	280	287	275	375	375	248	248	248	248	248
Jules VANHULLE (321)	25	321	321	287	253	343	321	370	286	286	286	287	287
Aaron FERRAZZANO (258)	26	258	343	200	200	235	370	248	275	275	287	275	275
Alex MACHADO (362)	27	362	324	343	235	375	248	286	287	287	275		
Dinand DE VOS (253)	28	253	286	235	343	370		286					
Emmanouil LIODAKIS (343)	29	343	317	370	375	248							
Anne-Charlotte ANTUORO (200)	30	200	200	375	370	286							
Rinse VOS (287)	31	287	370	248	248								
Ruby VERLINDEN (286)	32	286	235	286	286								
Rosanne DEN DRIJVER (370)	33	370	375										
Livia SAMSON (324)	34	324	248										
Ruben MOYA (367)	35	367											

Timekeeping Meik Wagner:



Clerk of the course Thomas Lainer:

Steward (Chairman) Wim Cools:

Chief Scrutineer Liam van de Wouwer:

www.mylaps.com
 Licensed to: MW Racec Consulting

Printed: 17.08.2024 14:48:15

posted at: h

IAME Series Benelux Round 4 Genk

X30 Senior

Genk 1,360 Km

Heat 19 A-E

17.08.2024 13:50

-NEW-

Race (10:00 and 1 Laps) started at 13:54:50

Pos	No.	Name	Nat	Chassis	Raceteam	Laps	Total Tm	Diff	Best Tm	km/h	Points	Commer
1	207	Noah MATON	BEL	Kosmic	Rsd Karting	12	11:06.561		54.904	89,174	0	
2	250	Mattiz MEERSCHAUT	BEL	Croc Promotio	KCR-Racing	12	11:06.972	0.411	54.927	89,136	2	
3	296	Kevin LANTINGA	NLD	Croc Promotio	Lantinga Racing	12	11:07.252	0.691	54.907	89,169	3	
4	358	Cristian BIASATTI	ITA	TB Kart	Tb Kart	12	11:07.673	1.112	54.881	89,211	4	
5	269	Clement OUTRAN	FRA	TB Kart	Tb Kart	12	11:08.135	1.574	54.920	89,148	5	
6	301	Bertram SACHSE(R)	DNK	Falcon	Falcon racing team	12	11:08.326	1.765	54.915	89,156	6	
7	353	Tobias NORMANN	DNK	Tony-Kart	Ravet Racing Team	12	11:08.582	2.021	54.906	89,171	7	
8	357	Roxanne LANTINGA(R)	NLD	Tony-Kart	Lantinga Racing	12	11:09.511	2.950	54.963	89,078	8	
9	268	Clément MASSAUX	BEL	Tony-Kart	Ravet Racing Team	12	11:11.540	4.979	55.176	88,734	9	
10	254	Conor GRANT	IRL	KR	Victory Lane	12	11:14.140	7.579	55.128	88,811	10	
11	270	Thomas VAN VLIET(R)	NLD	Kosmic	Rsd Karting	12	11:14.659	8.098	54.876	89,219	11	
12	261	Thibauld GELADE	BEL	Alonso Kart By	GEPA RACING	12	11:14.728	8.167	54.995	89,026	12	
13	284	Mika VOS	NLD	Kosmic	Fusion Motorsport Benel	12	11:14.784	8.223	55.161	88,758	13	
14	354	Charly GLUME	BEL	Lando Norris	Eurokarting	12	11:14.805	8.244	54.869	89,231	14	
15	257	Hugo BESSON	FRA	KR	Vdk	12	11:16.286	9.725	55.175	88,736	15	
16	327	Lukas HORCICKA(R)	CZE	Alonso Kart By	GEPA RACING	12	11:17.908	11.347	55.041	88,952	16	
17	242	Kyuhoo LEE	KOR	Tony-Kart	EGP Racing Team	12	11:18.139	11.578	55.379	88,409	17	
18	224	Angelo MELI	BEL	Tony-Kart	EGP Racing Team	12	11:19.458	12.897	55.048	88,941	18	
19	225	Koen DE ROOIJ	NLD	Exprit	wjs racing	12	11:19.571	13.010	55.480	88,248	19	
20	351	VAN DUIJVENVOORDE Yirol	NLD	Lando Norris	Young Driver Academy	12	11:20.303	13.742	55.317	88,508	20	
21	202	Taiyo VLIEGEN(R)	THA	Falcon	Falcon racing team	12	11:20.873	14.312	55.034	88,963	21	
22	333	Maxim VANSCHOENWINKEI	BEL	KR	Victory Lane	12	11:21.158	14.597	55.372	88,420	22	
23	338	Luna CLERET	FRA	Pantano	PANTANO RACING TEAM	12	11:21.595	15.034	54.994	89,028	23	
24	285	Roberto BAAS	BEL	Exprit	wjs racing	12	11:24.971	18.410	55.177	88,733	24	5 sec
25	378	Carl LUTTHART	DEU	Falcon	Falcon racing team	12	11:25.937	19.376	55.183	88,723	25	5 sec
26	297	Luis ESSER	DEU	Tony-Kart	Privateer	12	11:27.386	20.825	55.118	88,828	26	
27	366	Raphaël LEENDERS	BEL	Kosmic	Rsd Karting	12	11:27.531	20.970	55.633	88,005	27	
28	204	Emmilio VANOVERBERGHE	BEL	Tony-Kart	EGP Racing Team	12	11:27.545	20.984	55.584	88,083	28	
29	319	Kayne INCE(R)	NLD	Praga	OW karting	12	11:32.283	25.722	55.700	87,899	29	5 sec
30	221	Raphaël DAUW(R)	BEL	Kosmic	CG Racing	12	11:32.645	26.084	55.620	88,026	30	5 sec
31	396	Eric WESS	DEU	Drago Corse	Dutt Motorsport	12	11:35.277	28.716	55.748	87,824	31	5 sec
32	398	Lluis TORT MAS	ESP	Gillard	AUTO CLUB RC2 VALLÈS	12	11:35.480	28.919	56.184	87,142	32	5 sec
33	214	Yanis BOUILLEZ	BEL	Kosmic	PJM	7	6:38.691	5 Laps	55.295	88,543	33	
34	208	Ellie DAX(R)	LUX	Kosmic	CG Racing	6	5:50.128	6 Laps	55.608	88,045	34	

Not classified

DNS	223	Wesley DE GOEIJ	NLD	Croc Promotio	KCR-Racing			DNS	-		37
-----	-----	-----------------	-----	---------------	------------	--	--	-----	---	--	----

Announcements

These results are provisional until the conclusion of any judicial and technical matters!
 #285,319,378,396,221,398 front fairing / 5 sec TP

Margin of Victory	Ø km/h	Best Lap Tm	km/h	Best Lap by
0.411	88,142	54.869	89,231	354 - Charly GLUME



IAME Series Benelux Round 4 Genk

X30 Senior

Genk 1,360 Km

Heat 19 A-E

17.08.2024 13:50

Race (10:00 and 1 Laps) started at 13:54:50

Lap	Time of Day	Lap Tm	Diff	S1 Tm	S2 Tm	S3 Tm	Lap	Time of Day	Lap Tm	Diff	S1 Tm	S2 Tm	S3 Tm
11	14:05:07.510	55.159	+0.283	22.199	16.306	16.654	7	14:01:32.256	56.291	+1.114	22.205	17.098	16.988
12	14:06:04.727	57.217	+2.341	22.216	17.199	17.802	8	14:02:27.969	55.713	+0.536	22.429	16.585	16.699
(351) VAN DUIJVENVOORDE Yiroh							9	14:03:23.278	55.309	+0.132	22.297	16.338	16.674
1	13:55:53.900	1:02.177	+6.860	25.458	18.960	17.759	10	14:04:18.455	55.177		22.222	16.342	16.613
2	13:56:51.270	57.370	+2.053	23.216	17.219	16.935	11	14:05:14.691	56.236	+1.059	22.191	16.964	17.081
3	13:57:47.314	56.044	+0.727	22.693	16.621	16.730	12	14:06:10.039	55.348	+0.171	22.315	16.393	16.640
4	13:58:43.533	56.219	+0.902	22.676	16.854	16.689	(378) Carl LUTTHART						
5	13:59:39.257	55.724	+0.407	22.276	16.664	16.784	1	13:55:54.967	1:02.266	+7.083	25.277	19.154	17.835
6	14:00:35.535	56.278	+0.961	22.681	16.926	16.671	2	13:56:53.163	58.196	+3.013	23.812	17.199	17.185
7	14:01:32.331	56.796	+1.479	22.551	17.044	17.201	3	13:57:50.411	57.248	+2.065	22.559	16.984	17.705
8	14:02:28.145	55.814	+0.497	22.514	16.552	16.748	4	13:58:46.014	55.603	+0.420	22.324	16.489	16.790
9	14:03:24.207	56.062	+0.745	22.290	16.911	16.861	5	13:59:42.210	56.196	+1.013	22.288	17.077	16.831
10	14:04:19.702	55.495	+0.178	22.438	16.427	16.630	6	14:00:37.522	55.312	+0.129	22.207	16.416	16.689
11	14:05:15.019	55.317		22.105	16.450	16.762	7	14:01:32.705	55.183		22.150	16.407	16.626
12	14:06:10.371	55.352	+0.035	22.263	16.501	16.588	8	14:02:28.557	55.852	+0.669	22.545	16.593	16.714
(202) Taiyo Vliegeng(R)							9	14:03:24.472	55.915	+0.732	22.260	16.703	16.952
1	13:55:54.576	1:03.602	+8.568	26.329	19.290	17.983	10	14:04:20.215	55.743	+0.560	22.706	16.389	16.648
2	13:56:52.131	57.555	+2.521	23.142	17.434	16.979	11	14:05:15.536	55.321	+0.138	22.266	16.378	16.677
3	13:57:48.093	55.962	+0.928	22.470	16.647	16.845	12	14:06:11.005	55.469	+0.286	22.200	16.544	16.725
4	13:58:44.544	56.451	+1.417	22.364	17.209	16.878	(297) Luis ESSER						
5	13:59:40.212	55.668	+0.634	22.333	16.527	16.808	1	13:55:55.460	1:04.580	+9.462	29.290	17.710	17.580
6	14:00:35.653	55.441	+0.407	22.335	16.478	16.628	2	13:56:52.980	57.520	+2.402	23.048	17.222	17.250
7	14:01:31.468	55.815	+0.781	22.310	16.849	16.656	3	13:57:50.912	57.932	+2.814	22.663	16.880	16.389
8	14:02:26.873	55.405	+0.371	22.296	16.488	16.621	4	13:58:48.371	57.459	+2.341	23.690	16.852	16.917
9	14:03:22.029	55.156	+0.122	22.133	16.429	16.594	5	13:59:45.022	56.651	+1.533	22.511	16.628	17.512
10	14:04:17.063	55.034		22.122	16.387	16.525	6	14:00:40.416	55.394	+0.276	22.131	16.534	16.729
11	14:05:14.753	57.690	+2.656	23.450	17.006	17.234	7	14:01:36.528	56.112	+0.994	22.510	16.882	16.720
12	14:06:10.941	56.188	+1.154	22.621	16.694	16.873	8	14:02:31.978	55.450	+0.332	22.228	16.419	16.803
(333) Maxim VANSCHOENWINKEL							9	14:03:27.261	55.283	+0.165	22.181	16.399	16.703
1	13:55:55.918	1:04.604	+9.232	26.321	20.149	18.134	10	14:04:22.379	55.118		22.124	16.285	16.709
2	13:56:53.724	57.806	+2.434	23.034	17.212	17.560	11	14:05:19.383	57.004	+1.886	22.809	16.722	17.473
3	13:57:50.685	56.961	+1.589	22.628	16.735	17.598	12	14:06:17.454	58.071	+2.953	22.977	17.031	18.063
4	13:58:46.830	56.145	+0.773	22.591	16.752	16.802	(366) Raphaël LEENDERS						
5	13:59:42.417	55.587	+0.215	22.230	16.533	16.824	1	13:55:55.034	1:01.785	+6.152	25.525	18.821	17.439
6	14:00:37.898	55.481	+0.109	22.278	16.527	16.676	2	13:56:50.386	57.352	+1.719	23.272	16.920	17.160
7	14:01:33.343	55.445	+0.073	22.199	16.546	16.700	3	13:57:46.928	56.542	+0.909	22.501	16.916	17.125
8	14:02:28.804	55.461	+0.089	22.228	16.484	16.749	4	13:58:45.511	58.583	+2.950	23.062	17.812	17.709
9	14:03:24.357	55.553	+0.181	22.241	16.462	16.850	5	13:59:45.166	59.655	+4.022	22.537	18.489	18.629
10	14:04:20.035	55.678	+0.306	22.452	16.496	16.730	6	14:00:41.060	55.894	+0.261	22.562	16.521	16.811
11	14:05:15.854	55.819	+0.447	22.678	16.451	16.690	7	14:01:37.888	56.828	+1.195	22.380	17.450	16.998
12	14:06:11.226	55.372		22.230	16.475	16.667	8	14:02:33.607	55.719	+0.086	22.388	16.501	16.830
(338) Luna CLERET							9	14:03:29.240	55.633		22.334	16.544	16.755
1	13:55:55.035	1:01.626	+6.632	24.878	19.093	17.655	10	14:04:24.927	55.687	+0.054	22.313	16.566	16.808
2	13:56:52.757	57.722	+2.728	23.252	17.213	17.257	11	14:05:20.670	55.743	+0.110	22.360	16.576	16.807
3	13:57:49.798	57.041	+2.047	22.653	17.007	17.381	12	14:06:17.599	56.929	+1.296	22.584	17.019	17.326
4	13:58:45.698	55.900	+0.906	22.263	16.420	17.217	(204) Emilio VANOVERBERGHE						
5	13:59:41.488	55.790	+0.796	22.480	16.615	16.695	1	13:55:55.220	1:02.437	+6.853	25.592	19.134	17.711
6	14:00:36.482	54.994		22.056	16.348	16.590	2	13:56:53.615	58.395	+2.811	23.635	17.230	17.530
7	14:01:32.383	55.901	+0.907	22.155	16.720	17.026	3	13:57:51.346	57.731	+2.147	23.922	16.802	17.007
8	14:02:28.318	55.935	+0.941	22.575	16.771	16.589	4	13:58:47.915	56.569	+0.985	22.834	16.776	16.959
9	14:03:24.136	55.818	+0.824	22.318	16.612	16.888	5	13:59:44.309	56.394	+0.810	22.615	16.451	17.328
10	14:04:20.324	56.188	+1.194	23.162	16.477	16.549	6	14:00:40.074	55.765	+0.181	22.535	16.402	16.828
11	14:05:16.165	55.841	+0.847	22.659	16.509	16.673	7	14:01:36.802	56.728	+1.144	22.830	17.005	16.893
12	14:06:11.663	55.498	+0.504	22.286	16.536	16.676	8	14:02:32.589	55.787	+0.203	22.439	16.575	16.773
(285) Roberto BAAS							9	14:03:28.392	55.803	+0.219	22.445	16.499	16.859
1	13:55:54.905	1:03.522	+8.345	25.876	19.771	17.875	10	14:04:24.074	55.682	+0.098	22.359	16.489	16.834
2	13:56:52.655	57.750	+2.573	23.304	17.220	17.226	11	14:05:19.658	55.584		22.427	16.419	16.738
3	13:57:48.833	56.178	+1.001	22.694	16.700	16.784	12	14:06:17.613	57.955	+2.371	22.752	17.061	18.142
4	13:58:45.336	56.503	+1.326	22.265	16.791	17.447	(319) Kayne INCE(R)						
5	13:59:40.679	55.343	+0.166	22.290	16.405	16.648	1	13:55:54.550	1:02.313	+6.613	25.184	19.057	18.072
6	14:00:35.965	55.286	+0.109	22.210	16.381	16.695	2	13:56:53.301	58.751	+3.051	23.236	17.559	17.956

IAME Series Benelux Round 4 Genk

X30 Senior

Genk 1,360 Km

Heat 19 A-E

17.08.2024 13:50

Race (10:00 and 1 Laps) started at 13:54:50

Lap	Time of Day	Lap Tm	Diff	S1 Tm	S2 Tm	S3 Tm	Lap	Time of Day	Lap Tm	Diff	S1 Tm	S2 Tm	S3 Tm
3	13:57:50.615	57.314	+1.614	22.787	16.869	17.658	4	13:58:48.049	57.228	+1.620	23.040	17.261	16.927
4	13:58:47.185	56.570	+0.870	22.590	17.164	16.816	5	13:59:44.588	56.539	+0.931	22.572	16.628	17.339
5	13:59:43.509	56.324	+0.624	22.631	16.593	17.100	6	14:00:40.196	55.608		22.469	16.476	16.663
6	14:00:39.238	55.729	+0.029	22.431	16.514	16.784							
7	14:01:34.938	55.700		22.419	16.576	16.705							
8	14:02:30.660	55.722	+0.022	22.342	16.571	16.809							
9	14:03:26.367	55.707	+0.007	22.389	16.533	16.785							
10	14:04:22.321	55.954	+0.254	22.515	16.600	16.839							
11	14:05:19.278	56.957	+1.257	22.808	16.972	17.177							
12	14:06:17.351	58.073	+2.373	23.007	17.032	18.034							

(221) Raphaël DAUW(R)

1	13:55:56.741	1:05.987	+10.367	30.160	17.746	18.081
2	13:56:53.920	57.179	+1.559	23.017	16.956	17.206
3	13:57:50.956	57.036	+1.416	23.021	16.962	17.053
4	13:58:48.154	57.198	+1.578	23.304	16.940	16.954
5	13:59:45.398	57.244	+1.624	22.639	17.003	17.602
6	14:00:41.499	56.101	+0.481	22.565	16.695	16.841
7	14:01:37.688	56.189	+0.569	22.328	16.998	16.863
8	14:02:33.313	55.625	+0.005	22.385	16.437	16.803
9	14:03:28.933	55.620		22.413	16.429	16.778
10	14:04:24.691	55.758	+0.138	22.390	16.489	16.879
11	14:05:20.482	55.791	+0.171	22.426	16.530	16.835
12	14:06:17.713	57.231	+1.611	22.843	16.938	17.450

(396) Eric WESS

1	13:55:56.944	1:04.600	+8.852	25.777	19.731	19.092
2	13:56:54.017	57.073	+1.325	23.075	16.825	17.173
3	13:57:51.022	57.005	+1.257	23.009	17.004	16.992
4	13:58:47.402	56.380	+0.632	22.716	16.812	16.852
5	13:59:48.453	1:01.051	+5.303	22.554	16.628	21.869
6	14:00:44.904	56.451	+0.703	23.052	16.589	16.810
7	14:01:40.866	55.962	+0.214	22.410	16.636	16.916
8	14:02:36.701	55.835	+0.087	22.516	16.506	16.813
9	14:03:32.460	55.759	+0.011	22.493	16.525	16.741
10	14:04:28.271	55.811	+0.063	22.434	16.521	16.856
11	14:05:24.019	55.748		22.472	16.500	16.776
12	14:06:20.345	56.326	+0.578	22.545	16.912	16.869

(398) Lluís TORT MAS

1	13:55:56.749	1:04.841	+8.657	26.081	19.842	18.918
2	13:56:55.399	58.650	+2.466	23.947	17.375	17.328
3	13:57:52.437	57.038	+0.854	22.967	16.997	17.074
4	13:58:49.147	56.710	+0.526	22.696	16.994	17.020
5	13:59:45.470	56.323	+0.139	22.534	16.811	16.978
6	14:00:41.791	56.321	+0.137	22.561	16.873	16.887
7	14:01:38.351	56.560	+0.376	22.479	17.183	16.898
8	14:02:34.535	56.184		22.466	16.734	16.984
9	14:03:30.777	56.242	+0.058	22.615	16.652	16.975
10	14:04:27.129	56.352	+0.168	22.704	16.634	17.014
11	14:05:23.573	56.444	+0.260	22.712	16.760	16.972
12	14:06:20.548	56.975	+0.791	22.854	17.244	16.877

(214) Yanis BOUILLEZ

1	13:55:52.464	1:01.668	+6.373	25.464	18.716	17.488
2	13:56:48.574	56.110	+0.815	22.583	16.710	16.817
3	13:57:45.306	56.732	+1.437	22.981	17.054	16.697
4	13:58:41.917	56.611	+1.316	23.404	16.462	16.745
5	13:59:38.086	56.169	+0.874	22.359	16.811	16.999
6	14:00:33.381	55.295		22.223	16.405	16.667
7	14:01:28.759	55.378	+0.083	22.287	16.451	16.640

(208) Ellie DAX(R)

1	13:55:56.121	1:04.072	+8.464	26.534	19.425	18.113
2	13:56:53.786	57.665	+2.057	22.998	17.330	17.337
3	13:57:50.821	57.035	+1.427	22.912	16.884	17.239

IAME Series Benelux Round 4 Genk
X30 Senior
Genk 1,360 Km
Qualifying Practice group 2
16.08.2024 10:10
Qualifying (5:00 Time) started at 10:05:05

Pos	No.	Name	Nat	Chassis	Raceteam	Laps	Best Tm	Diff	Gap	In Lap	km/h
1	216	Victor LOUIS	BEL	Kosmic	Rsd Karting	5	54.257			5	90,237
2	249	Riemer BLONK	NLD	Croc Promo	KCR-Racing	6	54.396	0.139	0.139	4	90,007
3	201	Henkie KALTEREN	NLD	Kosmic	Rsd Karting	6	54.400	0.143	0.004	5	90,000
4	250	Mattiz MEERSCHAUT	BEL	Croc Promo	KCR-Racing	6	54.412	0.155	0.012	5	89,980
5	270	Thomas VAN VLIET	NLD	Kosmic	Rsd Karting	6	54.430	0.173	0.018	5	89,950
6	289	Otto PYYKÖNEN	FIN	Tony-Kart	EGP Racing Team	6	54.452	0.195	0.022	6	89,914
7	248	Roméo ROUSSEL	FRA	KR	PB Kart	6	54.455	0.198	0.003	6	89,909
8	346	Daan STEENMAN	NLD	Mad Croc	KCR-Racing	6	54.479	0.222	0.024	6	89,869
9	281	Maxime BLANCHEMAIN	FRA	KR	Victory Lane	5	54.503	0.246	0.024	4	89,830
10	231	Gaëtan DEBRABANDERE	BEL	RedSpeed	CG Racing	5	54.508	0.251	0.005	5	89,822
11	242	Kyuhoo LEE	KOR	Tony-Kart	EGP Racing Team	5	54.526	0.269	0.018	5	89,792
12	214	Yanis BOUILLEZ	BEL	Kosmic	PJM	5	54.547	0.290	0.021	5	89,757
13	280	Joep MULLER	NLD	Kosmic	FSR	6	54.649	0.392	0.102	4	89,590
14	228	Luca MONTEBELLO	BEL	Kosmic	Rsd Karting	5	54.681	0.424	0.032	4	89,537
15	215	Esteban WALGRAEVE	BEL	Kosmic	Rsd Karting	5	54.682	0.425	0.001	5	89,536
16	342	Cathal CLARK	GBR	KR	Fusion Motorsport Benelu	5	54.689	0.432	0.007	4	89,524
17	306	Ilyes PRUVOST	FRA	RedSpeed	Renaux Racing Team	6	54.777	0.520	0.088	5	89,381
18	327	Lukas HORCICKA(R)	CZE	Alonso Kart	GEPA RACING	6	54.794	0.537	0.017	4	89,353
19	285	Roberto BAAS	BEL	Exprit	wjs racing	6	54.795	0.538	0.001	6	89,351
20	341	Casper NORMANN	DNK	Kosmic	Ravet Racing Team	6	54.858	0.601	0.063	5	89,249
21	317	Kevin BAKKER	NLD	Falcon	Falcon racing team	5	54.870	0.613	0.012	5	89,229
22	340	Thibea WIJERS	NLD	CRG	DFK	5	54.921	0.664	0.051	5	89,146
23	279	Siebe PAGNAER	BEL	TD Kart	TD Official Racing Team	5	54.971	0.714	0.007	5	89,065
24	318	Marius BARRY-BERG	NOR	KR	Vdk	5	55.058	0.801	0.087	5	88,924
25	319	Kayne INCE(R)	NLD	Praga	OW karting	5	55.262	1.005	0.204	4	88,596
26	208	Ellie DAX(R)	LUX	Kosmic	CG Racing	5	54.964	0.707	0.043	5	89,076
27	286	Ruby VERLINDEN	BEL	Kosmic	EGP Racing Team	5	55.467	1.210	0.205	5	88,269
28	200	Anne-Charlotte ANTUORO	FRA	Tony-Kart	DG KART	5	55.485	1.228	0.018	5	88,240
29	384	Victor AEGERTER	FRA	Croc Promo	Croc Promotion	5	55.518	1.261	0.033	4	88,188
30	370	Rosanne DEN DRIJVER	NLD	Falcon	Falcon racing team	2	56.542	2.285	1.024	2	86,590

Not classified

DSQ	274	Miguel SILVA	PRT	Pantano	PANTANO RACING TEAM	5	55.453			4	88,291
-----	-----	--------------	-----	---------	---------------------	---	--------	--	--	---	--------

Announcements

These results are provisional until the conclusion of any judicial and technical matters!

#242 cancellation of lap 3 / out at post 3

#317 cancellation of lap 3 / run off 2

#208 a drop down of 3 pos / front fairing

#274 disqualified / technical not conform

IAME Series Benelux Round 4 Genk

Lapchart

X30 Senior

Genk 1,360 Km

Heat 19 A-E

17.08.2024 13:50

Race (10:00 and 1 Laps) started at 13:54:50

Competitors	Laps	Laps												
		0	1	2	3	4	5	6	7	8	9	10	11	12
Clement OUTRAN (269)	1	269	269	296	296	296	296	296	296	207	207	207	207	207
Roxanne LANTINGA(R) (357)	2	357	296	269	301	301	301	207	207	296	296	250	250	250
Kevin LANTINGA (296)	3	296	301	301	353	353	207	250	250	250	250	296	296	296
Conor GRANT (254)	4	254	353	353	269	207	250	301	301	301	301	358	358	358
Mattiz MEERSCHAUT (250)	5	250	358	358	207	250	353	269	358	358	358	269	269	269
Thomas VAN VLIET(R) (270)	6	270	250	250	358	269	269	358	269	269	269	301	301	301
Tobias NORMANN (353)	7	353	207	207	250	358	358	353	353	353	353	353	353	353
Mika VOS (284)	8	284	268	268	268	268	357	357	357	357	357	357	357	357
Bertram SACHSE(R) (301)	9	301	254	254	284	357	268	268	268	268	268	268	268	268
Thibault GELADE (261)	10	261	270	284	357	284	284	254	254	254	254	254	254	254
Clément MASSAUX (268)	11	268	284	270	254	254	254	284	354	354	354	354	354	270
Kyuhoo LEE (242)	12	242	242	357	270	270	270	354	284	270	270	270	270	261
Cristian BIASATTI (358)	13	358	357	242	354	354	354	270	270	284	284	284	284	284
Noah MATON (207)	14	207	214	214	242	242	261	214	214	261	261	261	261	354
Angelo MELI (224)	15	224	224	354	261	261	214	261	261	257	257	257	257	257
Raphaël DAUW(R) (221)	16	221	261	261	214	214	242	242	242	242	242	242	242	327
Yanis BOUILLEZ (214)	17	214	354	224	224	224	225	257	257	327	327	327	327	242
Luis ESSER (297)	18	297	366	366	327	225	257	327	225	225	224	224	224	224
Taiyo VLIEGEN(R) (202)	19	202	257	327	225	327	327	225	327	224	225	202	224	225
Lukas HORCICKA(R) (327)	20	327	327	257	366	257	224	224	224	202	202	225	285	285
Charly GLUME (354)	21	354	351	225	257	351	351	351	202	285	285	285	202	351
Raphaël LEENDERS (366)	22	366	225	351	351	202	202	202	285	351	338	351	351	202
Maxim VANSCHOENWINKEL (333)	23	333	319	202	202	285	285	285	351	338	351	333	378	378
Roberto BAAS (285)	24	285	202	285	285	366	338	338	338	378	333	378	333	333
VAN DUIJVENVOORDE Yiroh (351)	25	351	285	338	338	338	378	378	378	333	378	338	338	338
Hugo BESSON (257)	26	257	378	297	378	378	333	333	333	319	319	319	319	319
Luis TORT MAS (398)	27	398	338	378	319	333	319	319	319	297	297	297	297	297
Ellie DAX(R) (208)	28	208	204	319	333	319	204	204	297	204	204	204	204	366
Kayne INCE(R) (319)	29	319	297	204	208	396	208	208	204	221	221	221	221	204
Eric WESS (396)	30	396	333	333	297	204	297	297	221	366	366	366	366	221
Koen DE ROOIJ (225)	31	225	208	208	221	208	366	366	366	398	398	398	398	396
Carl LUTTHART (378)	32	378	221	221	396	221	221	221	398	396	396	396	396	398
Emilio VANOVERBERGHE (204)	33	204	398	396	204	297	398	398	396					
Luna CLERET (338)	34	338	396	398	398	398	396	396						
-	35													

IAME Series Benelux Round 4 Genk
X30 Senior
Genk 1,360 Km
Heat 20 D-G
17.08.2024 14:10
Race (10:00 and 1 Laps) started at 14:14:16

Pos	No.	Name	Nat	Chassis	Raceteam	Laps	Total Tm	Diff	Best Tm	km/h	Points	Commer
1	244	Patrice KOWALEWSKI(R)	BEL	TD Kart	Delre Racing Team	12	11:08.420		55.137	88,797	0	
2	259	Simon LACROIX	BEL	Kosmic	Rsd Karting	12	11:08.740	0.320	55.130	88,808	2	
3	290	Sam BALOTA	BEL	Kosmic	Dream Racing	12	11:09.917	1.497	54.908	89,167	3	
4	302	Lauritz SACHSE	DNK	Falcon	Falcon racing team	12	11:10.987	2.567	55.315	88,511	4	
5	201	Henkie KALTEREN	NLD	Kosmic	Rsd Karting	12	11:11.373	2.953	55.372	88,420	5	
6	236	Matthias VANDEKERCKHOV	BEL	KR	Victory Lane	12	11:12.763	4.343	55.321	88,502	6	
7	281	Maxime BLANCHEMAIN	FRA	KR	Victory Lane	12	11:14.415	5.995	55.152	88,773	7	
8	241	Mirco WOUTERS	BEL	Tony-Kart	EGP Racing Team	12	11:14.784	6.364	55.135	88,800	8	
9	342	Cathal CLARK	GBR	KR	Fusion Motorsport Benel	12	11:17.239	8.819	55.262	88,596	9	
10	273	Kyano WELLENS	BEL	Tony-Kart	EGP Racing Team	12	11:17.596	9.176	55.219	88,665	10	
11	203	Florent DYRDA	LUX	Lando Norris	Eurokarting	12	11:17.766	9.346	55.193	88,707	11	
12	376	Maxim HAROUTOUNIAN	NLD	Falcon	Falcon racing team	12	11:18.013	9.593	55.213	88,675	12	
13	372	Andy RATEL	FRA	Pantano	PANTANO RACING TEAM	12	11:20.938	12.518	55.391	88,390	13	
14	217	Tess VERSCHOOR	NLD	Croc Promotio	KCR-Racing	12	11:21.134	12.714	55.305	88,527	14	
15	279	Siebe PAGNAER	BEL	TD Kart	TD Official Racing Team	12	11:22.796	14.376	55.289	88,553	15	
16	355	Alessandro BIGI	ARE	KR	Victory Lane	12	11:22.818	14.398	55.170	88,744	16	
17	397	Beau HEIJMANS	NLD	Falcon	Falcon racing team	12	11:23.677	15.257	55.606	88,048	17	
18	246	Mattéo VAN DE KERCHOVE	BEL	KR	Vdk	12	11:24.562	16.142	55.696	87,906	18	
19	322	Sky DEFOURNY	NLD	TD Kart	Delre Racing Team	12	11:24.643	16.223	55.547	88,142	19	
20	345	Sofia ZANFARI	MAR	KR	Victory Lane	12	11:24.870	16.450	55.586	88,080	20	
21	267	Rhys NEWBURN	GBR	TB Kart	S8 Racing	12	11:26.280	17.860	55.509	88,202	21	
22	308	Louka MOULARD(R)	BEL	Tony-Kart	MCK Racing	12	11:26.504	18.084	55.272	88,580	22	5 sec
23	219	Ollie MEURS	NLD	Falcon	Falcon racing team	12	11:27.683	19.263	56.140	87,211	23	
24	377	Torben GROEHNDAHL	DEU	KR	CV Performance Group	12	11:27.782	19.362	55.332	88,484	24	
25	306	Ilyes PRUVOST	FRA	RedSpeed	Renaux Racing Team	12	11:27.824	19.404	55.214	88,673	25	
26	344	Luis AGUIAR CARDOSO	PRT	KR	Vdk	12	11:27.910	19.490	55.882	87,613	26	
27	271	Carina KRONING	DEU	Tony-Kart	Santamaria Performance	12	11:27.946	19.526	55.746	87,827	27	
28	356	Leonardo LONGONI	ITA	TB Kart	Tb Kart	12	11:32.999	24.579	55.591	88,072	28	10 sec
29	325	Quentin DAPOIGNY	FRA	Kosmic	Privateer	12	11:34.995	26.575	56.028	87,385	29	5 sec
30	222	Alexi CONSTANT(R)	BEL	Kosmic	AC Racing	12	11:44.604	36.184	55.775	87,781	30	5 sec
31	249	Riemer BLONK	NLD	Croc Promotio	KCR-Racing	9	8:35.344	3 Laps	55.916	87,560	31	

Not classified

DNS	212	Delano WELLENS	BEL	Gillard	KCR-Racing			DNS	-		37	
DNS	318	Marius BARRY-BERG	NOR	KR	Vdk			DNS	-		37	
DNS	320	Emma WEINREICH	DNK	Kosmic	Ravet Racing Team			DNS	-		37	
DSQ	231	Gaëtan DEBRABANDERE	BEL	RedSpeed	CG Racing	12	11:39.406	DSQ	55.438	88,315	38	5 sec

Announcements

These results are provisional until the conclusion of any judicial and technical matters!

#356,308,231 front fairing / 5 sec TP

#325 causing a collision / 5 sec time penalty

#222 + 356 pushing / 5 sec time penalty

#231 misconduct / disqualified

Margin of Victory	Ø km/h	Best Lap Tm	km/h	Best Lap by
0.320	87,897	54.908	89,167	290 - Sam BALOTA

Official Timing www.mwraceconsulting.com
Orbits

Timekeeping Meik Wagner:



Clerk of the course Thomas Lainer:

www.mylaps.com

Steward (Chairman) Wim Cools:

Chief Scrutineer Liam van de Wouwer:

Licensed to: MW Racec Consulting

Printed: 17.08.2024 15:25:19

posted at:

h

IAME Series Benelux Round 4 Genk

X30 Senior

Genk 1,360 Km

Heat 20 D-G

17.08.2024 14:10

Race (10:00 and 1 Laps) started at 14:14:16

Lap	Time of Day	Lap Tm	Diff	S1 Tm	S2 Tm	S3 Tm	Lap	Time of Day	Lap Tm	Diff	S1 Tm	S2 Tm	S3 Tm
(244) Patrice KOWALEWSKI(R)							(236) Matthias VANDEKERCKHOVE						
1	14:15:14.478	57.815	+2.678	23.583	17.171	17.061	1	14:15:15.749	58.840	+3.519	24.513	17.184	17.143
2	14:16:10.564	56.086	+0.949	22.543	16.698	16.845	2	14:16:11.894	56.145	+0.824	22.546	16.750	16.849
3	14:17:06.540	55.976	+0.839	22.441	16.654	16.881	3	14:17:08.223	56.329	+1.008	22.598	16.684	17.047
4	14:18:02.520	55.980	+0.843	22.688	16.613	16.679	4	14:18:04.012	55.789	+0.468	22.326	16.750	16.713
5	14:18:58.072	55.552	+0.415	22.279	16.572	16.701	5	14:19:00.787	56.775	+1.454	23.144	16.895	16.736
6	14:19:53.423	55.351	+0.214	22.199	16.390	16.762	6	14:19:56.362	55.575	+0.254	22.280	16.567	16.728
7	14:20:48.958	55.535	+0.398	22.271	16.506	16.758	7	14:20:51.974	55.612	+0.291	22.308	16.571	16.733
8	14:21:44.286	55.328	+0.191	22.257	16.410	16.661	8	14:21:47.549	55.575	+0.254	22.308	16.589	16.678
9	14:22:39.448	55.162	+0.025	22.137	16.390	16.635	9	14:22:43.099	55.550	+0.229	22.303	16.552	16.695
10	14:23:34.646	55.198	+0.061	22.147	16.378	16.673	10	14:23:38.642	55.543	+0.222	22.278	16.543	16.722
11	14:24:29.783	55.137		22.117	16.374	16.646	11	14:24:34.105	55.463	+0.142	22.285	16.510	16.668
12	14:25:25.083	55.300	+0.163	22.215	16.395	16.690	12	14:25:29.426	55.321		22.157	16.491	16.673
(259) Simon LACROIX							(281) Maxime BLANCHEMAIN						
1	14:15:15.489	58.661	+3.531	24.443	17.158	17.060	1	14:15:16.431	59.373	+4.221	24.704	17.752	16.917
2	14:16:11.356	55.867	+0.737	22.479	16.677	16.711	2	14:16:12.330	55.899	+0.747	22.479	16.722	16.698
3	14:17:07.021	55.665	+0.535	22.320	16.641	16.704	3	14:17:08.160	55.830	+0.678	22.393	16.661	16.776
4	14:18:03.194	56.173	+1.043	22.802	16.755	16.616	4	14:18:03.903	55.743	+0.591	22.121	16.889	16.733
5	14:18:58.415	55.221	+0.091	22.214	16.410	16.597	5	14:19:02.880	58.977	+3.825	23.474	17.540	17.963
6	14:19:53.967	55.552	+0.422	22.222	16.539	16.791	6	14:19:59.090	56.210	+1.058	22.810	16.639	16.761
7	14:20:49.442	55.475	+0.345	22.327	16.494	16.654	7	14:20:54.680	55.590	+0.438	22.330	16.496	16.764
8	14:21:44.787	55.345	+0.215	22.304	16.374	16.667	8	14:21:50.137	55.457	+0.305	22.315	16.490	16.652
9	14:22:39.951	55.164	+0.034	22.143	16.423	16.598	9	14:22:45.397	55.260	+0.108	22.173	16.403	16.684
10	14:23:35.093	55.142	+0.012	22.096	16.421	16.625	10	14:23:40.641	55.244	+0.092	22.207	16.367	16.670
11	14:24:30.223	55.130		22.144	16.341	16.645	11	14:24:35.926	55.285	+0.133	22.267	16.455	16.563
12	14:25:25.403	55.180	+0.050	22.127	16.333	16.720	12	14:25:31.078	55.152		22.195	16.420	16.537
(290) Sam BALOTA							(241) Mirco WOUTERS						
1	14:15:17.303	1:00.253	+5.345	25.280	17.913	17.060	1	14:15:16.955	59.815	+4.680	24.937	17.865	17.013
2	14:16:12.940	55.637	+0.729	22.520	16.436	16.681	2	14:16:13.019	56.064	+0.929	22.507	16.589	16.968
3	14:17:08.504	55.564	+0.656	22.160	16.727	16.677	3	14:17:08.841	55.822	+0.687	22.283	16.626	16.913
4	14:18:04.161	55.657	+0.749	22.345	16.825	16.487	4	14:18:04.513	55.672	+0.537	22.444	16.556	16.672
5	14:19:00.300	56.139	+1.231	22.904	16.692	16.543	5	14:19:02.990	58.477	+3.342	22.944	17.700	17.833
6	14:19:55.406	55.106	+0.198	22.180	16.318	16.608	6	14:19:59.826	56.836	+1.701	23.169	16.798	16.869
7	14:20:50.492	55.086	+0.178	22.187	16.303	16.596	7	14:20:55.351	55.525	+0.390	22.402	16.403	16.720
8	14:21:45.853	55.361	+0.453	22.259	16.601	16.501	8	14:21:50.768	55.417	+0.282	22.392	16.334	16.691
9	14:22:40.991	55.138	+0.230	22.092	16.492	16.554	9	14:22:45.903	55.135		22.199	16.303	16.633
10	14:23:35.899	54.908		22.099	16.285	16.524	10	14:23:41.054	55.151	+0.016	22.180	16.327	16.644
11	14:24:30.889	54.990	+0.082	22.153	16.282	16.555	11	14:24:36.270	55.216	+0.081	22.169	16.402	16.645
12	14:25:26.580	55.691	+0.783	22.275	16.519	16.897	12	14:25:31.447	55.177	+0.042	22.130	16.333	16.714
(302) Lauritz SACHSE							(342) Cathal CLARK						
1	14:15:15.146	58.329	+3.014	24.147	17.160	17.022	1	14:15:18.406	1:00.813	+5.551	25.630	17.980	17.203
2	14:16:11.225	56.079	+0.764	22.624	16.646	16.809	2	14:16:14.520	56.114	+0.852	22.758	16.652	16.704
3	14:17:07.271	56.046	+0.731	22.693	16.637	16.716	3	14:17:10.624	56.104	+0.842	22.883	16.585	16.636
4	14:18:03.434	56.163	+0.848	22.634	16.815	16.714	4	14:18:06.589	55.965	+0.703	22.731	16.589	16.645
5	14:18:58.749	55.315		22.201	16.464	16.650	5	14:19:03.220	56.631	+1.369	22.192	17.505	16.934
6	14:19:54.253	55.504	+0.189	22.267	16.532	16.705	6	14:20:00.010	56.790	+1.528	23.253	16.735	16.802
7	14:20:49.973	55.720	+0.405	22.333	16.599	16.788	7	14:20:56.398	56.388	+1.126	23.064	16.670	16.654
8	14:21:45.596	55.623	+0.308	22.392	16.538	16.693	8	14:21:51.986	55.588	+0.326	22.525	16.455	16.608
9	14:22:41.300	55.704	+0.389	22.234	16.672	16.798	9	14:22:47.248	55.262		22.243	16.387	16.632
10	14:23:36.779	55.479	+0.164	22.321	16.455	16.703	10	14:23:42.520	55.272	+0.010	22.228	16.400	16.644
11	14:24:32.312	55.533	+0.218	22.354	16.521	16.658	11	14:24:37.843	55.323	+0.061	22.227	16.442	16.654
12	14:25:27.650	55.338	+0.023	22.272	16.421	16.645	12	14:25:33.902	56.059	+0.797	22.361	17.030	16.668
(201) Henkie KALTEREN							(273) Kyano WELLENS						
1	14:15:14.665	57.928	+2.556	23.730	17.075	17.123	1	14:15:17.816	1:00.522	+5.303	25.319	18.069	17.134
2	14:16:10.823	56.158	+0.786	22.553	16.724	16.881	2	14:16:14.184	56.368	+1.149	22.751	16.766	16.851
3	14:17:06.766	55.943	+0.571	22.374	16.713	16.856	3	14:17:11.487	57.303	+2.084	23.659	16.804	16.840
4	14:18:02.420	55.654	+0.282	22.352	16.539	16.763	4	14:18:07.133	55.646	+0.427	22.313	16.558	16.775
5	14:18:58.140	55.720	+0.348	22.289	16.519	16.912							
6	14:19:54.164	56.024	+0.652	22.369	16.742	16.913							
7	14:20:50.107	55.943	+0.571	22.292	16.614	17.037							
8	14:21:46.268	56.161	+0.789	22.445	16.904	16.812							

IAME Series Benelux Round 4 Genk

X30 Senior

Genk 1,360 Km

Heat 20 D-G

17.08.2024 14:10

Race (10:00 and 1 Laps) started at 14:14:16

Lap	Time of Day	Lap Tm	Diff	S1 Tm	S2 Tm	S3 Tm	Lap	Time of Day	Lap Tm	Diff	S1 Tm	S2 Tm	S3 Tm
11	14:24:45.645	55.850	+0.303	22.653	16.477	16.720	7	14:21:05.442	55.332		22.284	16.400	16.648
12	14:25:41.306	55.661	+0.114	22.386	16.605	16.670	8	14:22:00.802	55.360	+0.028	22.266	16.468	16.626
(345) Sofia ZANFARI							9	14:22:56.162	55.360	+0.028	22.230	16.472	16.658
1	14:15:21.663	1:02.625	+7.039	27.023	17.958	17.644	10	14:23:51.784	55.622	+0.290	22.314	16.606	16.702
2	14:16:19.499	57.836	+2.250	23.167	17.161	17.508	11	14:24:47.116	55.332		22.247	16.470	16.615
3	14:17:15.730	56.231	+0.645	22.636	16.725	16.870	12	14:25:44.445	57.329	+1.997	22.752	16.731	17.846
4	14:18:11.316	55.586		22.311	16.489	16.786	(306) Ilyes PRUVOST						
5	14:19:07.526	56.210	+0.624	22.704	16.723	16.783	1	14:15:18.254	1:00.722	+5.508	25.164	18.104	17.454
6	14:20:03.735	56.209	+0.623	22.694	16.700	16.815	2	14:16:14.370	56.116	+0.902	22.654	16.679	16.783
7	14:20:59.750	56.015	+0.429	22.568	16.740	16.707	3	14:17:10.423	56.053	+0.839	22.828	16.496	16.729
8	14:21:55.543	55.793	+0.207	22.410	16.688	16.695	4	14:18:05.761	55.338	+0.124	22.276	16.406	16.656
9	14:22:52.345	56.802	+1.216	22.352	16.922	17.528	5	14:19:05.375	59.614	+4.400	22.192	19.800	17.622
10	14:23:49.385	57.040	+1.454	22.835	17.375	16.830	6	14:20:11.294	1:05.919	+10.705	29.915	18.831	17.173
11	14:24:45.435	56.050	+0.464	22.456	16.862	16.732	7	14:21:07.219	55.925	+0.711	22.581	16.554	16.790
12	14:25:41.533	56.098	+0.512	22.613	16.831	16.654	8	14:22:02.505	55.286	+0.072	22.246	16.417	16.623
(267) Rhys NEWBURN							9	14:22:57.936	55.431	+0.217	22.164	16.419	16.848
1	14:15:28.196	1:10.730	+15.221	35.922	17.559	17.249	10	14:23:53.488	55.552	+0.338	22.336	16.375	16.841
2	14:16:24.797	56.601	+1.092	22.795	16.836	16.970	11	14:24:48.702	55.214		22.172	16.402	16.640
3	14:17:20.847	56.050	+0.541	22.580	16.605	16.865	12	14:25:44.487	55.785	+0.571	22.114	16.406	17.265
4	14:18:16.440	55.593	+0.084	22.292	16.551	16.750	(344) Luis AGUIAR CARDOSO						
5	14:19:12.457	56.017	+0.508	22.282	17.039	16.696	1	14:15:20.852	1:01.876	+5.994	25.894	18.180	17.802
6	14:20:08.187	55.730	+0.221	22.420	16.513	16.797	2	14:16:19.259	58.407	+2.525	23.490	17.367	17.550
7	14:21:04.133	55.946	+0.437	22.402	16.748	16.796	3	14:17:16.257	56.998	+1.116	22.769	17.217	17.012
8	14:21:59.642	55.509		22.263	16.503	16.743	4	14:18:12.984	56.727	+0.845	23.108	16.687	16.932
9	14:22:55.266	55.624	+0.115	22.346	16.549	16.729	5	14:19:10.109	57.125	+1.243	22.659	17.291	17.175
10	14:23:50.966	55.700	+0.191	22.248	16.666	16.786	6	14:20:07.356	57.247	+1.365	23.320	16.792	17.135
11	14:24:46.567	55.601	+0.092	22.323	16.470	16.808	7	14:21:03.359	56.003	+0.121	22.527	16.602	16.874
12	14:25:42.943	56.376	+0.867	23.002	16.642	16.732	8	14:21:59.391	56.032	+0.150	22.483	16.602	16.947
(308) Louka MOULARD(R)							9	14:22:55.764	56.373	+0.491	22.507	16.942	16.924
1	14:15:18.887	1:00.866	+5.594	25.799	17.885	17.182	10	14:23:51.646	55.882		22.408	16.674	16.800
2	14:16:15.435	56.548	+1.276	22.924	16.886	16.738	11	14:24:47.697	56.051	+0.169	22.688	16.519	16.844
3	14:17:11.593	56.158	+0.886	22.480	16.890	16.788	12	14:25:44.573	56.876	+0.994	22.485	16.713	17.678
4	14:18:07.381	55.788	+0.516	22.439	16.484	16.865	(271) Carina KRONING						
5	14:19:03.847	56.466	+1.194	22.507	16.952	17.007	1	14:15:21.505	1:03.109	+7.363	27.180	18.311	17.618
6	14:20:01.157	57.310	+2.038	23.322	17.149	16.839	2	14:16:19.713	58.208	+2.462	23.129	17.241	17.838
7	14:20:57.452	56.295	+1.023	22.385	17.256	16.654	3	14:17:16.391	56.678	+0.932	22.834	16.878	16.966
8	14:21:53.619	56.167	+0.895	22.374	16.819	16.974	4	14:18:12.655	56.264	+0.518	22.653	16.617	16.994
9	14:22:51.437	57.818	+2.546	22.785	17.440	17.593	5	14:19:10.235	57.580	+1.834	22.738	17.468	17.374
10	14:23:47.337	55.900	+0.628	22.551	16.624	16.725	6	14:20:07.935	57.700	+1.954	23.756	16.987	16.957
11	14:24:42.609	55.272		22.255	16.432	16.585	7	14:21:04.416	56.481	+0.735	22.536	16.839	17.106
12	14:25:38.167	55.558	+0.286	22.419	16.475	16.664	8	14:22:00.162	55.746		22.418	16.556	16.772
(219) Ollie MEURS							9	14:22:56.001	55.839	+0.093	22.216	16.756	16.867
1	14:15:20.877	1:01.998	+5.858	26.879	17.905	17.214	10	14:23:52.196	56.195	+0.449	22.711	16.768	16.716
2	14:16:18.843	57.966	+1.826	23.244	17.512	17.210	11	14:24:48.044	55.848	+0.102	22.368	16.661	16.819
3	14:17:15.097	56.254	+0.114	22.578	16.760	16.916	12	14:25:44.609	56.565	+0.819	22.460	16.582	17.523
4	14:18:11.237	56.140		22.540	16.734	16.866	(356) Leonardo LONGONI						
5	14:19:07.411	56.174	+0.034	22.533	16.747	16.894	1	14:15:20.774	1:03.028	+7.437	27.667	17.975	17.386
6	14:20:04.401	56.990	+0.850	23.140	16.867	16.983	2	14:16:18.164	57.390	+1.799	23.034	17.385	16.971
7	14:21:00.631	56.230	+0.090	22.453	16.765	17.012	3	14:17:14.045	55.881	+0.290	22.461	16.695	16.725
8	14:21:57.030	56.399	+0.259	22.585	16.839	16.975	4	14:18:09.669	55.624	+0.033	22.233	16.714	16.677
9	14:22:53.431	56.401	+0.261	22.640	16.742	17.019	5	14:19:05.894	56.225	+0.634	22.500	17.061	16.664
10	14:23:49.657	56.226	+0.086	22.628	16.730	16.868	6	14:20:02.248	56.354	+0.763	23.002	16.608	16.744
11	14:24:46.514	56.857	+0.717	23.195	16.717	16.945	7	14:20:59.223	56.975	+1.384	22.745	17.397	16.833
12	14:25:44.346	57.832	+1.692	23.077	16.927	17.828	8	14:21:55.059	55.836	+0.245	22.439	16.668	16.729
(377) Torben GROEHNDAHL							9	14:22:51.768	56.709	+1.118	22.309	17.157	17.243
1	14:15:30.946	1:13.287	+17.955	38.929	17.374	16.984	10	14:23:48.378	56.610	+1.019	22.997	16.900	16.713
2	14:16:27.335	56.389	+1.057	22.827	16.685	16.877	11	14:24:44.071	55.693	+0.102	22.266	16.680	16.747
3	14:17:23.085	55.750	+0.418	22.474	16.541	16.735	12	14:25:39.662	55.591		22.238	16.602	16.751
4	14:18:18.451	55.366	+0.034	22.244	16.440	16.682	(325) Quentin DAPOIGNY						
5	14:19:14.391	55.940	+0.608	22.312	16.866	16.762	1	14:15:19.186	1:01.448	+5.420	26.006	17.871	17.571
6	14:20:10.110	55.719	+0.387	22.369	16.652	16.698	2	14:16:16.558	57.372	+1.344	22.815	17.144	17.413

IAME Series Benelux Round 4 Genk

X30 Senior

Genk 1,360 Km

Heat 20 D-G

17.08.2024 14:10

Race (10:00 and 1 Laps) started at 14:14:16

Lap	Time of Day	Lap Tm	Diff	S1 Tm	S2 Tm	S3 Tm	Lap	Time of Day	Lap Tm	Diff	S1 Tm	S2 Tm	S3 Tm
3	14:17:12.819	56.261	+0.233	22.774	16.700	16.787							
4	14:18:08.986	56.167	+0.139	22.735	16.664	16.768							
5	14:19:13.092	1:04.106	+8.078	29.502	17.821	16.783							
6	14:20:09.251	56.159	+0.131	22.482	16.787	16.890							
7	14:21:05.397	56.146	+0.118	22.528	16.600	17.018							
8	14:22:01.834	56.437	+0.409	22.830	16.653	16.954							
9	14:22:58.181	56.347	+0.319	22.445	16.680	17.222							
10	14:23:54.469	56.288	+0.260	22.597	16.730	16.961							
11	14:24:50.497	56.028		22.461	16.694	16.873							
12	14:25:46.658	56.161	+0.133	22.564	16.693	16.904							

(222) Alexi CONSTANT(R)

1	14:15:15.967	58.985	+3.210	24.675	17.228	17.082
2	14:16:12.065	56.098	+0.323	22.613	16.700	16.785
3	14:17:08.304	56.239	+0.464	22.522	16.869	16.848
4	14:18:05.187	56.883	+1.108	22.618	17.246	17.019
5	14:19:23.553	1:18.366	+22.591	22.596	38.236	17.534
6	14:20:20.293	56.740	+0.965	22.917	16.816	17.007
7	14:21:16.509	56.216	+0.441	22.610	16.679	16.927
8	14:22:12.284	55.775		22.450	16.557	16.768
9	14:23:08.220	55.936	+0.161	22.434	16.618	16.884
10	14:24:04.276	56.056	+0.281	22.489	16.676	16.891
11	14:25:00.325	56.049	+0.274	22.468	16.720	16.861
12	14:25:56.267	55.942	+0.167	22.449	16.667	16.826

(249) Riemer BLONK

1	14:15:14.802	58.060	+2.144	23.996	17.002	17.062
2	14:16:11.013	56.211	+0.295	22.745	16.661	16.805
3	14:17:06.929	55.916		22.438	16.634	16.844
4	14:18:03.840	56.911	+0.995	22.878	17.175	16.858
5	14:19:02.944	59.104	+3.188	23.342	17.812	17.950
6	14:19:59.885	56.941	+1.025	22.928	16.804	17.209
7	14:20:56.250	56.365	+0.449	22.932	16.667	16.766
8	14:21:53.442	57.192	+1.276	22.866	17.343	16.983
9	14:22:52.007	58.565	+2.649	22.778	18.302	17.485

(231) Gaëtan DEBRABANDERE

1	14:15:17.219	1:00.064	+4.626	25.142	17.812	17.110
2	14:16:13.600	56.381	+0.943	22.836	16.762	16.783
3	14:17:09.167	55.567	+0.129	22.372	16.496	16.699
4	14:18:05.284	56.117	+0.679	22.362	16.543	17.212
5	14:19:21.044	1:15.760	+20.322	22.431	36.225	17.104
6	14:20:17.303	56.259	+0.821	22.532	16.802	16.925
7	14:21:13.233	55.930	+0.492	22.502	16.580	16.848
8	14:22:08.895	55.662	+0.224	22.398	16.492	16.772
9	14:23:04.517	55.622	+0.184	22.335	16.483	16.804
10	14:24:00.059	55.542	+0.104	22.261	16.488	16.793
11	14:24:55.631	55.572	+0.134	22.335	16.530	16.707
12	14:25:51.069	55.438		22.252	16.434	16.752

IAME Series Benelux Round 4 Genk

Lapchart

X30 Senior

Genk 1,360 Km

Heat 20 D-G

17.08.2024 14:10

Race (10:00 and 1 Laps) started at 14:14:16

Competitors	Laps													
	0	1	2	3	4	5	6	7	8	9	10	11	12	
Patrice KOWALEWSKI(R) (244)	1	244	244	244	244	201	244	244	244	244	244	244	244	244
Henkie KALTEREN (201)	2	201	201	201	201	244	201	259	259	259	259	259	259	259
Riemer BLONK (249)	3	249	249	249	249	259	259	201	302	302	290	290	290	290
Lauritz SACHSE (302)	4	302	302	302	259	302	302	302	201	290	302	302	302	302
Simon LACROIX (259)	5	259	259	259	302	249	290	290	290	201	201	201	201	201
Matthias VANDEKERCKHOVE (236)	6	236	236	236	281	281	236	236	236	236	236	236	236	236
Florent DYRDA (203)	7	203	222	222	236	236	281	281	281	281	281	281	281	281
Alexi CONSTANT(R) (222)	8	222	281	281	222	290	249	241	241	241	241	241	241	241
Sam BALOTA (290)	9	290	203	203	290	241	241	249	249	342	342	342	342	342
Maxime BLANCHEMAIN (281)	10	281	241	290	203	203	203	342	273	273	273	273	273	273
Mirco WOUTERS (241)	11	241	231	241	241	222	397	342	273	203	203	203	203	203
Gaëtan DEBRABANDERE (231)	12	231	290	231	231	231	342	273	203	376	376	376	376	376
Kyano WELLENS (273)	13	273	397	273	397	306	273	376	376	249	372	372	372	372
Beau HEIJMANS (397)	14	397	273	397	306	397	376	372	372	372	217	217	217	217
Rhys NEWBURN (267)	15	267	306	306	342	342	372	308	308	308	355	308	308	308
Maxim HAROUTOUNIAN (376)	16	376	342	342	376	273	308	397	397	217	308	279	279	279
Ilyes PRUVOST (306)	17	306	376	376	273	376	279	217	217	355	279	355	355	355
Cathal CLARK (342)	18	342	217	308	308	308	306	356	355	397	397	356	356	356
Torben GROEHND AHL (377)	19	377	308	217	372	372	355	355	279	279	356	397	397	397
Quentin DAPOIGNY (325)	20	325	325	372	322	355	217	279	356	356	249	246	246	246
Leonardo LONGONI (356)	21	356	372	322	217	322	356	246	246	246	246	345	345	322
Tess VERSCHOOR (217)	22	217	322	325	355	325	246	345	345	345	345	219	322	345
Louka MOULARD(R) (308)	23	308	355	355	325	217	219	219	219	219	219	322	219	267
Mattéo VAN DE KERCHOVE (246)	24	246	279	279	279	279	345	322	322	322	322	267	267	219
Siebe PAGNAER (279)	25	279	246	356	356	356	344	344	344	344	267	344	377	377
Carina KRONING (271)	26	271	356	246	246	246	271	271	267	267	344	377	344	306
Sky DEFOURNY (322)	27	322	344	219	219	219	322	267	271	271	271	271	271	344
Alessandro BIGI (355)	28	355	219	344	345	345	267	325	325	377	377	306	306	271
Ollie MEURS (219)	29	219	271	345	344	271	325	377	377	325	306	325	325	325
Andy RATEL (372)	30	372	345	271	271	344	377	306	306	306	325	231	231	231
Luis AGUIAR CARDOSO (344)	31	344	267	267	267	267	231	231	231	231	231	222	222	222
Sofia ZANFARI (345)	32	345	377	377	377	377	222	222	222	222	222	222	222	222
-	33													
-	34													
-	35													

IAME Series Benelux Round 4 Genk
X30 Senior
Genk 1,360 Km
Heat 21 C-F
17.08.2024 15:10
Race (10:00 and 1 Laps) started at 15:13:15

Pos	No.	Name	Nat	Chassis	Raceteam	Laps	Total Tm	Diff	Best Tm	km/h	Points	Commer
1	247	Sem VAN DER HEIJDEN(R)	NLD	Croc Promotio	KCR-Racing	12	11:04.733		54.829	89,296	0	
2	364	Joseph SMITH	GBR	KR	Victory Lane	12	11:05.791	1.058	54.792	89,356	2	
3	346	Daan STEENMAN	NLD	Croc Promotio	KCR-Racing	12	11:08.581	3.848	55.075	88,897	3	
4	288	Tristan KROONE	NLD	TD Kart	Privateer	12	11:08.691	3.958	55.128	88,811	4	
5	383	Annabelle BRIAN	NLD	Croc Promotio	KCR-Racing	12	11:09.571	4.838	55.150	88,776	5	
6	226	Markus GLUME	BEL	Lando Norris	Eurokarting	12	11:10.320	5.587	54.962	89,080	6	
7	312	Jens BEEUSAERT	BEL	Falcon	DFK	12	11:10.776	6.043	55.139	88,794	7	
8	216	Victor LOUIS	BEL	Kosmic	Rsd Karting	12	11:12.040	7.307	55.274	88,577	8	
9	363	Joan ALUJA OLESTI	ESP	KR	MDC Racing	12	11:14.245	9.512	55.082	88,886	9	
10	339	Lewis MACKIE	GBR	Tony-Kart	EGP Racing Team	12	11:14.657	9.924	55.159	88,762	10	
11	368	Milan MARCZAK	NLD	Falcon	DFK	12	11:14.902	10.169	55.405	88,367	11	
12	362	Alex MACHADO	AND	TB Kart	Tb Kart	12	11:15.393	10.660	55.033	88,965	12	
13	238	Enzo MENENDEZ	FRA	RedSpeed	Renaux Racing Team	12	11:15.871	11.138	55.257	88,604	13	
14	385	Vilmer SVAHN	SWE	Croc Promotio	Croc Promotion	12	11:16.425	11.692	54.889	89,198	14	5 sec
15	317	Kevin BAKKER	NLD	Falcon	Falcon racing team	12	11:17.251	12.518	55.278	88,570	15	
16	307	Andrea PIROVANO	ITA	TB Kart	TBKART	12	11:18.636	13.903	55.295	88,543	16	
17	321	Jules VANHULLE	BEL	TD Kart	TD Official Racing Team	12	11:18.759	14.026	55.295	88,543	17	
18	248	Roméo ROUSSEL	FRA	KR	PB Kart	12	11:19.898	15.165	55.127	88,813	18	
19	263	Philip SVENDESEN	NOR	Charles Lecler	Privateer	12	11:20.436	15.703	55.121	88,823	19	
20	228	Luca MONTEBELLO	BEL	Kosmic	Rsd Karting	12	11:21.107	16.374	55.062	88,918	20	
21	343	Emmanouil LIOUDAKIS	GRC	KR	Victory Lane	12	11:21.987	17.254	55.296	88,542	21	
22	264	Max STORM	NLD	Kosmic	Fusion Motorsport Benel	12	11:23.077	18.344	55.426	88,334	22	
23	370	Rosanne DEN DRIJVER	NLD	Falcon	Falcon racing team	12	11:23.265	18.532	55.405	88,367	23	
24	293	Dennis BOUMAN	NLD	Exprit	wjs racing	12	11:23.932	19.199	55.443	88,307	24	
25	303	Christopher BINGHAM	GBR	Gillard	S8 Racing	12	11:24.551	19.818	55.622	88,023	25	
26	200	Anne-Charlotte ANTUORO	FRA	Tony-Kart	DG KART	12	11:25.742	21.009	55.703	87,895	26	
27	340	Thibeau WIJERS	NLD	CRG	DFK	12	11:26.473	21.740	55.815	87,718	27	
28	384	Victor AEGERTER	FRA	Croc Promotio	Croc Promotion	12	11:27.724	22.991	55.863	87,643	28	
29	310	Siebe WIJMA	NLD	Praga	OW karting	12	11:28.620	23.887	55.439	88,313	29	5 sec
30	240	Luke TAYLOR	GBR	Lando Norris	Premium Karting	12	11:28.856	24.123	55.127	88,813	30	5 sec
31	274	Miguel SILVA	PRT	Pantano	PANTANO RACING TEAM	12	11:31.132	26.399	55.484	88,242	31	
32	235	CJ BENNETT	IRL	KR	Victory Lane	12	11:33.221	28.488	55.324	88,497	32	
33	262	Roan VAN DE KERKHOF	NLD	Formula K	Scuderia 24/7	12	11:39.416	34.683	55.706	87,890	33	5 sec
34	255	Julian KAMEN	NLD	KR	KBK COMPETITION	2	2:02.604	10 Laps	58.037	84,360	34	
35	215	Esteban WALGRAEVE	BEL	Kosmic	Rsd Karting		0.742	12 Laps	-	-	35	

Announcements

These results are provisional until the conclusion of any judicial and technical matters!

#240,310,262 front fairing / 5 sec TP

#385 run off area / 5 sec time penalty

Margin of Victory	Ø km/h	Best Lap Tm	km/h	Best Lap by
1.058	88,384	54.792	89,356	364 - Joseph SMITH

Official Timing www.mwraceconsulting.com
Orbits

Timekeeping Meik Wagner:



Clerk of the course Thomas Lainer:

www.mylaps.com

Steward (Chairman) Wim Cools:

Chief Scrutineer Liam van de Wouwer:

 Licensed to: **MW Racec Consulting**
Printed: 17.08.2024 16:40:52

posted at:

h

IAME Series Benelux Round 4 Genk

X30 Senior

Genk 1,360 Km

Heat 21 C-F

17.08.2024 15:10

Race (10:00 and 1 Laps) started at 15:13:15

Lap	Time of Day	Lap Tm	Diff	S1 Tm	S2 Tm	S3 Tm	Lap	Time of Day	Lap Tm	Diff	S1 Tm	S2 Tm	S3 Tm
(247) Sem VAN DER HEIJDEN(R)							9	15:21:39.333	55.250	+0.100	22.136	16.420	16.694
1	15:14:13.231	57.737	+2.908	23.847	16.923	16.967	10	15:22:34.596	55.263	+0.113	22.270	16.379	16.614
2	15:15:09.181	55.950	+1.121	22.505	16.673	16.772	11	15:23:29.757	55.161	+0.011	22.137	16.380	16.644
3	15:16:04.883	55.702	+0.873	22.416	16.522	16.764	12	15:24:24.907	55.150		22.103	16.368	16.679
4	15:17:00.253	55.370	+0.541	22.154	16.480	16.736	(226) Markus GLUME						
5	15:17:55.572	55.319	+0.490	22.205	16.447	16.667	1	15:14:16.773	1:00.890	+5.928	25.431	17.628	17.831
6	15:18:50.645	55.073	+0.244	22.071	16.375	16.627	2	15:15:14.188	57.415	+2.453	23.234	16.798	17.383
7	15:19:45.687	55.042	+0.213	22.089	16.341	16.612	3	15:16:09.703	55.515	+0.553	22.333	16.460	16.722
8	15:20:40.565	54.878	+0.049	22.035	16.288	16.555	4	15:17:05.113	55.410	+0.448	22.244	16.506	16.660
9	15:21:35.415	54.850	+0.021	21.994	16.257	16.599	5	15:18:00.293	55.180	+0.218	22.203	16.317	16.660
10	15:22:30.329	54.914	+0.085	22.056	16.313	16.545	6	15:18:55.382	55.089	+0.127	22.129	16.329	16.631
11	15:23:25.158	54.829		22.031	16.276	16.522	7	15:19:50.432	55.050	+0.088	22.100	16.364	16.586
12	15:24:20.069	54.911	+0.082	22.034	16.293	16.584	8	15:20:45.550	55.118	+0.156	22.162	16.337	16.619
(364) Joseph SMITH							9	15:21:40.520	54.970	+0.008	22.067	16.291	16.612
1	15:14:14.490	58.960	+4.168	24.531	17.233	17.196	10	15:22:35.558	55.038	+0.076	22.107	16.342	16.589
2	15:15:10.702	56.212	+1.420	22.558	16.941	16.713	11	15:23:30.694	55.136	+0.174	22.191	16.339	16.606
3	15:16:06.248	55.546	+0.754	22.224	16.573	16.749	12	15:24:25.656	54.962		22.085	16.285	16.592
4	15:17:01.454	55.206	+0.414	22.137	16.464	16.605	(312) Jens BEEUSAERT						
5	15:17:56.639	55.185	+0.393	22.120	16.473	16.592	1	15:14:15.489	59.709	+4.570	24.811	17.601	17.297
6	15:18:51.850	55.211	+0.419	22.303	16.323	16.585	2	15:15:11.865	56.376	+1.237	22.779	16.736	16.861
7	15:19:46.701	54.851	+0.059	22.037	16.250	16.564	3	15:16:07.745	55.880	+0.741	22.485	16.625	16.770
8	15:20:41.627	54.926	+0.134	22.081	16.319	16.526	4	15:17:03.441	55.696	+0.557	22.351	16.549	16.796
9	15:21:36.419	54.792		21.953	16.294	16.545	5	15:17:58.870	55.429	+0.290	22.228	16.498	16.703
10	15:22:31.254	54.835	+0.043	21.992	16.288	16.555	6	15:18:54.291	55.421	+0.282	22.241	16.430	16.750
11	15:23:26.209	54.955	+0.163	22.024	16.293	16.638	7	15:19:49.536	55.245	+0.106	22.192	16.366	16.687
12	15:24:21.127	54.918	+0.126	22.040	16.316	16.562	8	15:20:44.847	55.311	+0.172	22.194	16.422	16.695
(346) Daan STEENMAN							9	15:21:40.041	55.194	+0.055	22.161	16.406	16.627
1	15:14:15.555	59.833	+4.758	24.941	17.634	17.258	10	15:22:35.316	55.275	+0.136	22.236	16.416	16.623
2	15:15:11.333	55.778	+0.703	22.329	16.722	16.727	11	15:23:30.973	55.657	+0.518	22.522	16.459	16.676
3	15:16:06.787	55.454	+0.379	22.269	16.450	16.735	12	15:24:26.112	55.139		22.159	16.361	16.619
4	15:17:02.292	55.505	+0.430	22.297	16.505	16.703	(216) Victor LOUIS						
5	15:17:57.666	55.374	+0.299	22.269	16.407	16.698	1	15:14:13.996	58.660	+3.386	24.325	17.165	17.170
6	15:18:52.915	55.249	+0.174	22.192	16.418	16.639	2	15:15:11.228	57.232	+1.958	23.144	17.142	16.946
7	15:19:47.990	55.075		22.128	16.323	16.624	3	15:16:07.586	56.358	+1.084	22.812	16.724	16.822
8	15:20:43.096	55.106	+0.031	22.100	16.407	16.599	4	15:17:03.705	56.119	+0.845	22.681	16.683	16.755
9	15:21:38.284	55.188	+0.113	22.120	16.415	16.653	5	15:17:59.225	55.520	+0.246	22.302	16.499	16.719
10	15:22:33.481	55.197	+0.122	22.222	16.338	16.637	6	15:18:54.697	55.472	+0.198	22.283	16.475	16.714
11	15:23:28.671	55.190	+0.115	22.174	16.360	16.656	7	15:19:50.151	55.454	+0.180	22.295	16.454	16.705
12	15:24:23.917	55.246	+0.171	22.167	16.369	16.710	8	15:20:45.705	55.554	+0.280	22.199	16.646	16.709
(288) Tristan KROONE							9	15:21:41.065	55.360	+0.086	22.240	16.456	16.664
1	15:14:12.930	57.509	+2.381	23.450	16.981	17.078	10	15:22:36.339	55.274		22.197	16.450	16.627
2	15:15:09.005	56.075	+0.947	22.554	16.698	16.823	11	15:23:31.984	55.645	+0.371	22.242	16.494	16.909
3	15:16:05.270	56.265	+1.137	22.802	16.684	16.779	12	15:24:27.376	55.392	+0.118	22.251	16.479	16.662
4	15:17:00.933	55.663	+0.535	22.268	16.590	16.805	(363) Joan ALUJA OLESTI						
5	15:17:56.476	55.543	+0.415	22.243	16.566	16.734	1	15:14:17.097	1:00.848	+5.766	25.153	17.851	17.844
6	15:18:52.304	55.828	+0.700	22.534	16.610	16.684	2	15:15:14.611	57.514	+2.432	23.189	16.898	17.427
7	15:19:47.626	55.322	+0.194	22.188	16.482	16.652	3	15:16:10.376	55.765	+0.683	22.377	16.595	16.793
8	15:20:42.869	55.243	+0.115	22.203	16.440	16.600	4	15:17:06.127	55.751	+0.669	22.294	16.721	16.736
9	15:21:38.067	55.198	+0.070	22.117	16.449	16.632	5	15:18:02.062	55.935	+0.853	22.741	16.506	16.688
10	15:22:33.761	55.694	+0.566	22.618	16.468	16.608	6	15:18:57.154	55.092	+0.010	22.064	16.375	16.653
11	15:23:28.889	55.128		22.103	16.390	16.635	7	15:19:52.369	55.215	+0.133	22.152	16.425	16.638
12	15:24:24.027	55.138	+0.010	22.135	16.426	16.577	8	15:20:47.542	55.173	+0.091	22.113	16.321	16.739
(383) Annabelle BRIAN							9	15:21:42.624	55.082		22.100	16.376	16.606
1	15:14:14.277	58.683	+3.533	24.363	17.232	17.088	10	15:22:37.714	55.090	+0.008	22.107	16.345	16.638
2	15:15:11.021	56.744	+1.594	22.658	17.121	16.965	11	15:23:33.008	55.294	+0.212	22.146	16.446	16.702
3	15:16:07.164	56.143	+0.993	22.646	16.712	16.785	12	15:24:29.581	56.573	+1.491	22.365	17.491	16.717
4	15:17:02.813	55.649	+0.499	22.267	16.592	16.790	(339) Lewis MACKIE						
5	15:17:58.190	55.377	+0.227	22.203	16.486	16.688	1	15:14:16.120	1:00.202	+5.043	24.959	17.648	17.595
6	15:18:53.681	55.491	+0.341	22.266	16.546	16.679	2	15:15:13.374	57.254	+2.095	22.756	17.610	16.888
7	15:19:48.907	55.226	+0.076	22.146	16.388	16.692	3	15:16:09.194	55.820	+0.661	22.540	16.476	16.804
8	15:20:44.083	55.176	+0.026	22.121	16.426	16.629	4	15:17:04.929	55.735	+0.576	22.434	16.489	16.812

IAME Series Benelux Round 4 Genk

X30 Senior

Genk 1,360 Km

Heat 21 C-F

17.08.2024 15:10

Race (10:00 and 1 Laps) started at 15:13:15

Lap	Time of Day	Lap Tm	Diff	S1 Tm	S2 Tm	S3 Tm	Lap	Time of Day	Lap Tm	Diff	S1 Tm	S2 Tm	S3 Tm
3	15:16:15.272	58.049	+2.610	22.840	18.225	16.984							
4	15:17:11.057	55.785	+0.346	22.406	16.648	16.731							
5	15:18:06.508	55.451	+0.012	22.307	16.493	16.651							
6	15:19:02.615	56.107	+0.668	22.285	16.728	17.094							
7	15:19:59.355	56.740	+1.301	23.239	16.865	16.636							
8	15:20:54.794	55.439		22.252	16.521	16.666							
9	15:21:50.292	55.498	+0.059	22.364	16.526	16.608							
10	15:22:45.863	55.571	+0.132	22.277	16.527	16.767							
11	15:23:42.564	56.701	+1.262	23.358	16.591	16.752							
12	15:24:38.956	56.392	+0.953	22.343	17.113	16.936							

(255) Julian KAMEN													
1	15:14:19.903	1:03.693	+5.656	27.315	18.231	18.147							
2	15:15:17.940	58.037		23.697	17.045	17.295							

(240) Luke TAYLOR

1	15:14:27.839	1:11.388	+16.261	37.258	17.065	17.065
2	15:15:24.145	56.306	+1.179	22.706	16.681	16.919
3	15:16:20.118	55.973	+0.846	22.482	16.617	16.874
4	15:17:15.719	55.601	+0.474	22.362	16.518	16.721
5	15:18:11.011	55.292	+0.165	22.205	16.398	16.689
6	15:19:06.342	55.331	+0.204	22.148	16.437	16.746
7	15:20:01.795	55.453	+0.326	22.162	16.671	16.620
8	15:20:57.273	55.478	+0.351	22.208	16.650	16.620
9	15:21:52.528	55.255	+0.128	22.073	16.431	16.751
10	15:22:47.655	55.127		22.129	16.335	16.663
11	15:23:42.917	55.262	+0.135	22.184	16.386	16.692
12	15:24:39.192	56.275	+1.148	22.172	17.001	17.102

(274) Miguel SILVA

1	15:14:20.126	1:02.714	+7.230	26.317	18.397	18.000
2	15:15:18.000	57.874	+2.390	23.288	17.081	17.505
3	15:16:25.728	1:07.728	+12.244	30.666	19.779	17.283
4	15:17:21.834	56.106	+0.622	22.521	16.691	16.894
5	15:18:17.318	55.484		22.203	16.540	16.741
6	15:19:12.976	55.658	+0.174	22.304	16.585	16.769
7	15:20:08.553	55.577	+0.093	22.297	16.503	16.777
8	15:21:04.046	55.493	+0.009	22.299	16.500	16.694
9	15:21:59.563	55.517	+0.033	22.268	16.451	16.798
10	15:22:55.153	55.590	+0.106	22.241	16.531	16.818
11	15:23:50.787	55.634	+0.150	22.351	16.518	16.765
12	15:24:46.468	55.681	+0.197	22.246	16.524	16.911

(235) CJ BENNETT

1	15:14:33.728	1:17.397	+22.073	43.330	17.027	17.040
2	15:15:30.090	56.362	+1.038	22.608	16.679	17.075
3	15:16:26.292	56.202	+0.878	22.552	16.707	16.943
4	15:17:22.216	55.924	+0.600	22.442	16.584	16.898
5	15:18:17.540	55.324		22.222	16.415	16.687
6	15:19:13.097	55.557	+0.233	22.355	16.489	16.713
7	15:20:09.257	56.160	+0.836	22.849	16.536	16.775
8	15:21:05.779	56.522	+1.198	22.549	16.840	17.133
9	15:22:01.614	55.835	+0.511	22.459	16.534	16.842
10	15:22:57.223	55.609	+0.285	22.359	16.480	16.770
11	15:23:52.833	55.610	+0.286	22.361	16.474	16.775
12	15:24:48.557	55.724	+0.400	22.267	16.550	16.907

(262) Roan VAN DE KERKHOF

1	15:14:30.678	1:13.422	+17.716	38.739	17.362	17.321
2	15:15:27.605	56.927	+1.221	22.870	16.939	17.118
3	15:16:24.483	56.878	+1.172	22.699	17.125	17.054
4	15:17:20.830	56.347	+0.641	22.566	16.764	17.017
5	15:18:16.902	56.072	+0.366	22.431	16.680	16.961
6	15:19:12.905	56.003	+0.297	22.484	16.627	16.892
7	15:20:09.164	56.259	+0.553	22.787	16.643	16.829
8	15:21:05.976	56.812	+1.106	22.522	16.886	17.404
9	15:22:02.041	56.065	+0.359	22.509	16.662	16.894
10	15:22:57.747	55.706		22.294	16.565	16.847
11	15:23:53.657	55.910	+0.204	22.390	16.634	16.886
12	15:24:49.752	56.095	+0.389	22.447	16.764	16.884

IAME Series Benelux Round 4 Genk

Lapchart

X30 Senior

Genk 1,360 Km

Heat 21 C-F

17.08.2024 15:10

Race (10:00 and 1 Laps) started at 15:13:15

Competitors	Laps													
		0	1	2	3	4	5	6	7	8	9	10	11	12
Victor LOUIS (216)	1	216	288	288	247	247	247	247	247	247	247	247	247	247
Tristan KROONE (288)	2	288	247	247	288	288	288	364	364	364	364	364	364	364
Milan MARCZAK (368)	3	368	216	364	364	364	364	288	288	288	288	346	346	346
Sem VAN DER HEIJDEN(R) (247)	4	247	383	383	346	346	346	346	346	346	346	288	288	288
Joseph SMITH (364)	5	364	364	216	383	383	383	383	383	383	383	383	383	383
Annabelle BRIAN (383)	6	383	368	346	216	312	312	312	312	312	312	226	226	226
Enzo MENENDEZ (238)	7	238	312	368	312	216	216	216	216	226	226	226	312	312
Roméo ROUSSEL (248)	8	248	346	312	368	368	368	368	226	216	216	216	385	385
Daan STEENMAN (346)	9	346	339	339	339	339	226	226	368	368	368	385	216	216
Jens BEEUSAERT (312)	10	312	248	226	226	226	339	339	339	385	385	368	368	363
Vilmer SVAHN (385)	11	385	238	363	363	363	385	385	385	339	339	339	363	339
Markus GLUME (226)	12	226	226	238	385	385	363	363	363	363	363	363	339	368
Lewis MACKIE (339)	13	339	385	385	238	238	238	238	238	238	238	238	362	362
Max STORM (264)	14	264	363	248	362	362	362	362	362	362	362	362	238	238
Philip SVENDSEN (263)	15	263	264	317	317	317	317	317	317	307	307	317	317	317
Esteban WALGRAEVE (215)	16	215	362	362	264	264	264	307	307	317	317	307	307	307
Luca MONTEBELLO (228)	17	228	317	264	307	307	307	264	264	321	321	321	321	321
Siebe WIJMA (310)	18	310	263	263	321	321	321	321	321	264	264	248	248	248
Julian KAMEN (255)	19	255	310	307	228	228	228	228	228	248	248	263	263	263
Joan ALUJA OLESTI (363)	20	363	321	321	263	263	263	248	248	248	263	228	228	228
CJ BENNETT (235)	21	235	307	228	248	248	248	263	263	263	228	264	343	343
Andrea PIROVANO (307)	22	307	228	310	310	310	310	343	343	343	343	343	264	264
Kevin BAKKER (317)	23	317	340	340	370	370	370	310	310	310	310	310	370	370
Luke TAYLOR (240)	24	240	370	370	340	343	343	343	370	370	370	370	310	310
Thibeau WIJERS (340)	25	340	343	343	343	340	340	293	293	293	293	293	240	240
Dennis BOUMAN (293)	26	293	255	255	303	293	293	303	303	303	240	240	293	293
Jules VANHULLE (321)	27	321	274	274	293	303	303	340	340	240	303	303	303	303
Alex MACHADO (362)	28	362	303	303	384	200	200	200	240	340	340	200	200	200
Emmanouil LIODAKIS (343)	29	343	293	293	200	384	384	240	200	200	200	340	340	340
Christopher BINGHAM (303)	30	303	200	384	240	240	240	384	384	384	384	384	384	384
Roan VAN DE KERKHOF (262)	31	262	384	200	262	262	262	262	274	274	274	274	274	274
Anne-Charlotte ANTUORO (200)	32	200	240	240	274	274	274	274	262	235	235	235	235	235
Victor AEGERTER (384)	33	384	262	262	235	235	235	235	235	262	262	262	262	262
Rosanne DEN DRIJVER (370)	34	370	235	235										
Miguel SILVA (274)	35	274												

IAME Benelux Round 4

X30 Senior

Genk

Ranking after Heats

Pos.	No.	Firstname	Lastname	Nat.	Chassis	Race Team	QP	Points	Diff.	F-G	D-E	B-C	A-G	D-F	B-E	C-D	A-F	B-G	C-E	A-B	E-G	A-C	B-D	E-F	C-G	A-D	B-F	A-E	D-G	C-F
1	265	Alessandro	TUDISCA	BEL	Kosmic	Rsd Karting	2	13		--	--	0	--	--	0	--	--	0	--	3	--	--	7	--	--	3	--	--	--	
2	247	Sem	VAN DER HEIJDEN(R)	NLD	Croc Promotion	KCR-Racing	17	17	-4	--	--	3	--	--	2	--	--	7	--	2	--	--	3	--	--	--	--	--	0	
3	250	Mattiz	MEERSCHAUT	BEL	Croc Promotion	KCR-Racing	15	18	-5	--	--	0	--	--	3	--	--	4	--	3	--	--	6	--	--	2	--	--	--	
4	288	Tristan	KROONE	NLD	TD Kart	Privateer	10	22	-9	--	--	2	--	--	4	--	--	3	--	4	--	--	5	--	--	--	--	--	4	
5	296	Kevin	LANTINGA	NLD	Croc Promotion	Lantinga Racing	8	23	-10	--	--	4	--	--	4	--	--	0	--	0	--	--	12	--	--	3	--	--	--	
6	216	Victor	LOUIS	BEL	Kosmic	Rsd Karting	3	25	-12	--	--	5	--	--	5	--	--	0	--	5	--	--	2	--	--	--	--	--	8	
7	269	Clement	OUTRAN	FRA	TB Kart	Tb Kart	1	26	-13	--	--	2	--	--	0	--	--	2	--	13	--	--	4	--	--	5	--	--	--	
8	201	Henkie	KALTEREN	NLD	Kosmic	Rsd Karting	11	28	-15	--	0	--	--	2	--	0	--	--	--	--	--	14	--	--	7	--	--	5	--	
9	290	Sam	BALOTA	BEL	Kosmic	Dream Racing	32	33	-20	--	6	--	--	0	--	7	--	--	--	--	--	3	--	--	14	--	--	3	--	
10	236	Matthias	VANDEKERCKHOVE	BEL	KR	Victory Lane	21	38	-25	10	--	--	9	--	--	4	--	--	0	--	--	9	--	--	--	--	--	6	--	
11	346	Daan	STEENMAN	NLD	Croc Promotion	KCR-Racing	31	38	-25	--	--	7	--	--	3	--	--	2	--	9	--	--	14	--	--	--	--	3	--	
12	226	Markus	GLUME	BEL	Lando Norris	Eurokarting	41	43	-30	9	--	--	7	--	--	7	--	--	--	--	--	4	--	--	10	--	--	6	--	
13	383	Annabelle	BRIAN	NLD	Croc Promotion	KCR-Racing	20	49	-36	8	--	--	6	--	--	15	--	--	--	--	--	9	--	--	6	--	--	5	--	
14	357	Roxanne	LANTINGA(R)	NLD	Tony-Kart	Lantinga Racing	5	52	-39	--	5	--	--	15	--	--	4	--	9	--	--	11	--	--	--	--	8	--	--	
15	368	Milan	MARCZAK	NLD	Falcon	DFK	6	54	-41	3	--	--	3	--	--	5	--	--	--	--	--	28	--	--	4	--	--	11	--	
16	259	Simon	LACROIX	BEL	Kosmic	Rsd Karting	18	54	-41	--	3	--	--	5	--	19	--	--	--	--	--	22	--	--	3	--	--	2	--	
17	302	Lauritz	SACHSE	DNK	Falcon	Falcon racing team	14	55	-42	0	--	--	5	--	--	5	--	--	31	--	--	10	--	--	--	--	4	--	--	
18	284	Mika	VOS	NLD	Kosmic	Fusion Motorsport Benelux	26	55	-42	--	4	--	--	4	--	--	18	--	2	--	--	14	--	--	--	--	13	--	--	
19	207	Noah	MATON	BEL	Kosmic	Rsd Karting	57	56	-43	--	--	10	--	--	2	--	--	24	--	7	--	--	13	--	--	0	--	--	--	
20	244	Patrice	KOWALEWSKI(R)	BEL	TD Kart	Delre Racing Team	4	57	-44	--	2	--	--	14	--	11	--	--	--	--	--	30	--	--	0	--	--	0	--	
21	294	Georges	NASSAR	ARE	KR	Victory Lane	30	57	-44	--	--	6	--	--	7	--	--	9	--	14	--	--	19	--	--	2	--	--	--	
22	339	Lewis	MACKIE	GBR	Tony-Kart	EGP Racing Team	45	57	-44	--	--	16	--	--	8	--	--	12	--	11	--	--	0	--	--	--	--	10	--	
23	374	Fionn	MC LAUGHLIN	IRL	KR	Vdk	16	58	-45	--	--	9	--	--	35	--	--	8	--	6	--	--	0	--	--	0	--	--	--	
24	289	Otto	PYYKÖNEN	FIN	Tony-Kart	EGP Racing Team	23	58	-45	--	--	4	--	--	2	--	--	2	--	26	--	--	15	--	--	9	--	--	--	
25	372	Andy	RATEL	FRA	Pantano	PANTANO RACING TEAM	123	60	-47	--	10	--	--	10	--	12	--	--	--	--	--	4	--	--	11	--	--	13	--	
26	367	Ruben	MOYA	ESP	Pantano	PANTANO RACING TEAM	121	61	-48	--	--	11	--	--	8	--	--	10	--	12	--	--	9	--	--	11	--	--	--	
27	364	Joseph	SMITH	GBR	KR	Victory Lane	13	63	-50	4	--	--	13	--	--	10	--	--	--	--	--	0	--	--	34	--	--	2	--	
28	312	Jens	BEEUSAERT	BEL	Falcon	DFK	34	67	-54	14	--	--	11	--	--	6	--	--	--	--	--	12	--	--	17	--	--	7	--	
29	222	Alexi	CONSTANT(R)	BEL	Kosmic	AC Racing	28	69	-56	6	--	--	15	--	--	6	--	--	4	--	--	--	8	--	--	--	--	30	--	
30	257	Hugo	BESSON	FRA	KR	Vdk	82	69	-56	--	13	--	--	3	--	--	11	--	12	--	--	15	--	--	--	--	15	--	--	
31	249	Riemer	BLOK	NLD	Croc Promotion	KCR-Racing	7	71	-58	2	--	--	7	--	--	7	--	--	8	--	--	16	--	--	--	--	31	--	--	
32	397	Beau	HEIJMANS	NLD	Falcon	Falcon racing team	49	71	-58	16	--	--	13	--	--	13	--	--	5	--	--	7	--	--	--	--	17	--	--	
33	358	Cristian	BIASATTI	ITA	TB Kart	Tb Kart	50	73	-60	--	--	11	--	--	16	--	--	22	--	10	--	--	10	--	--	4	--	--	--	
34	242	Kyuho	LEE	KOR	Tony-Kart	EGP Racing Team	43	78	-65	--	--	3	--	--	9	--	--	38	--	6	--	--	5	--	--	17	--	--	--	
35	280	Joep	MULLER	NLD	Kosmic	FSR	51	78	-65	--	--	15	--	--	6	--	--	12	--	10	--	--	6	--	--	29	--	--	--	
36	353	Tobias	NORMANN	DNK	Tony-Kart	Ravet Racing Team	22	79	-66	--	--	19	--	--	34	--	--	9	--	8	--	--	2	--	--	7	--	--	--	
Position 1-36 qualified for Final A / Position 37-72 go to Final B																														
37	334	Suleiman	ZANFARI	MAR	KR	Vdk	58	79	-66	--	--	26	--	--	5	--	--	15	--	16	--	--	10	--	--	7	--	--	--	
38	268	Clément	MASSAUX	BEL	Tony-Kart	Ravet Racing Team	36	80	-67	--	--	6	--	--	14	--	--	8	--	35	--	--	8	--	--	9	--	--	--	
39	385	Vilmer	SVAHN	SWE	Croc Promotion	Croc Promotion	38	81	-68	--	--	8	--	--	10	--	--	9	--	36	--	--	4	--	--	--	--	14	--	--
40	270	Thomas	VAN VLIET(R)	NLD	Kosmic	Rsd Karting	19	82	-69	--	8	--	--	18	--	--	30	--	13	--	--	2	--	--	--	--	11	--	--	
41	375	Marc	LO PICCOLO	FRA	RedSpeed	PB Kart	9	84	-71	--	--	14	--	--	30	--	--	3	--	5	--	--	16	--	--	--	--	--	--	
42	224	Angelo	MELI	BEL	Tony-Kart	EGP Racing Team	40	85	-72	--	9	--	--	10	--	--	25	--	10	--	--	13	--	--	--	--	18	--	--	
43	327	Lukas	HORCICKA(R)	CZE	Alonso Kart By KR	GEPA RACING	71	85	-72	--	--	8	--	--	17	--	--	17	--	12	--	--	15	--	--	--	16	--	--	

Announcements:

These results are provisional until the conclusion of any judicial and technical matters

Clerk of the course Thomas Lainer:


Stewards (Chairman) Wim Cools:

Timekeeping Meik Wagner 

Scrutineer Liam van de Wouwer:

Printed: 17.08.2024 16:27

Posted at: h



IAME Benelux Round 4

X30 Senior

Genk

Ranking after Heats

Pos.	No.	Firstname	Lastname	Nat.	Chassis	Race Team	QP	Points	Diff.	F-G	D-E	B-C	A-G	D-F	B-E	C-D	A-F	B-G	C-E	A-B	E-G	A-C	B-D	E-F	C-G	A-D	B-F	A-E	D-G	C-F
44	266	Tyron	KINARD	BEL	Tony-Kart	Tys Racing	44	91	-78	-	-	10	-	-	23	-	-	29	-	13	-	-	8	-	-	-	8	-	-	
45	254	Conor	GRANT	IRL	KR	Victory Lane	12	92	-79	-	26	-	-	-	22	-	-	-	24	-	3	-	-	7	-	-	-	10	-	-
46	275	Jack	NETTLESHIP	GBR	TB Kart	Privateer	65	92	-79	-	-	25	-	-	9	-	-	17	-	11	-	-	5	-	-	-	25	-	-	
47	264	Max	STORM	NLD	Kosmic	Fusion Motorsport Benelux	52	94	-81	-	-	12	-	-	15	-	-	5	-	-	14	-	-	26	-	-	-	-	22	
48	267	Rhys	NEWBURN	GBR	TB Kart	S8 Racing	60	95	-82	-	18	-	-	9	-	13	-	-	-	-	-	11	-	-	23	-	-	21	-	
49	285	Roberto	BAAS	BEL	Exprit	wjs racing	75	96	-83	-	17	-	-	-	16	-	-	17	-	14	-	-	8	-	-	-	24	-	-	
50	261	Thibauld	GELADE	BEL	Alonso Kart By KR	GEPA RACING	33	97	-84	-	28	-	-	-	13	-	-	14	-	27	-	-	3	-	-	-	12	-	-	
51	362	Alex	MACHADO	AND	TB Kart	Tb Kart	97	97	-84	12	-	-	-	22	-	-	13	-	-	-	-	-	16	-	-	22	-	-	12	
52	238	Enzo	MENENDEZ	FRA	RedSpeed	Renaux Racing Team	24	101	-88	-	-	22	-	-	-	9	-	-	10	-	-	27	-	-	20	-	-	-	13	
53	281	Maxime	BLANCHEMAIN	FRA	KR	Victory Lane	35	101	-88	21	-	-	18	-	-	-	-	14	-	-	7	-	-	34	-	-	-	7	-	
54	241	Mirco	WOUTERS	BEL	Tony-Kart	EGP Racing Team	42	102	-89	29	-	-	16	-	-	-	-	11	-	-	32	-	-	6	-	-	-	8	-	
55	202	Taiyo	VLIEGEN(R)	THA	Falcon	Falcon racing team	61	103	-90	-	35	-	-	-	27	-	-	-	8	-	6	-	-	6	-	-	-	21	-	
56	330	Illiano	COUTURE	FRA	Kosmic	CG Racing	37	104	-91	-	-	20	-	-	17	-	-	35	-	25	-	-	2	-	-	-	5	-	-	
57	203	Florent	DYRDA	LUX	Lando Norris	Eurokarting	25	105	-92	-	7	-	-	23	-	6	-	-	-	-	-	-	26	-	-	32	-	-	11	-
58	363	Joan	ALUJA OLESTI	ESP	KR	MDC Racing	69	105	-92	15	-	-	-	28	-	-	11	-	-	-	-	-	30	-	-	12	-	-	9	
59	240	Luke	TAYLOR	GBR	Lando Norris	Premium Karting	80	105	-92	-	-	17	-	-	-	14	-	-	15	-	-	16	-	-	13	-	-	-	30	
60	301	Bertram	SACHSE(R)	DNK	Falcon	Falcon racing team	29	107	-94	-	-	-	31	-	-	-	12	-	-	7	-	34	-	-	17	-	-	6	-	
61	255	Julian	KAMEN	NLD	KR	KBK COMPETITION	66	109	-96	-	-	13	-	-	-	16	-	-	6	-	-	29	-	-	11	-	-	-	34	
62	225	Koen	DE ROOIJ	NLD	Exprit	wjs racing	110	111	-98	-	24	-	-	-	11	-	-	-	13	-	20	-	-	24	-	-	-	19	-	
63	342	Cathal	CLARK	GBR	KR	Fusion Motorsport Benelux	63	112	-99	17	-	-	21	-	-	-	18	-	-	26	-	-	21	-	-	-	9	-	-	
64	306	Ilyes	PRUVOST	FRA	RedSpeed	Renaux Racing Team	67	113	-100	-	22	-	-	4	-	18	-	-	-	-	-	-	28	-	-	16	-	-	25	-
65	248	Roméo	ROUSSEL	FRA	KR	PB Kart	27	114	-101	5	-	-	-	25	-	-	38	-	-	-	-	-	5	-	-	23	-	-	18	
66	263	Philip	SVENDSEN	NOR	Charles Leclerc	Privateer	48	114	-101	13	-	-	-	19	-	-	25	-	-	-	-	-	10	-	-	28	-	-	19	
67	322	Sky	DEFOURNY	NLD	TD Kart	Delre Racing Team	98	116	-103	11	-	-	30	-	-	-	22	-	-	16	-	-	18	-	-	-	19	-	-	
68	317	Kevin	BAKKER	NLD	Falcon	Falcon racing team	83	117	-104	7	-	-	-	24	-	-	20	-	-	-	-	-	18	-	-	33	-	-	15	
69	258	Aaron	FERRAZZANO	BEL	Kosmic	Eurokarting	86	118	-105	-	-	27	-	-	14	-	-	19	-	19	-	-	25	-	-	14	-	-	-	
70	273	Kyano	WELLENS	BEL	Tony-Kart	EGP Racing Team	46	119	-106	-	23	-	-	21	-	17	-	-	-	-	-	23	-	-	25	-	-	10	-	
71	341	Casper	NORMANN	DNK	Kosmic	Ravet Racing Team	79	120	-107	-	-	19	-	-	29	-	-	21	-	15	-	-	17	-	-	19	-	-	-	
72	355	Alessandro	BIGI	ARE	KR	Victory Lane	105	121	-108	22	-	-	23	-	-	-	23	-	-	25	-	-	12	-	-	-	16	-	-	
Position 73-108 go to Final C (in case there is a Final C announced)																														
73	297	Luis	ESSER	DEU	Tony-Kart	Privateer	54	122	-109	-	19	-	-	-	12	-	-	28	-	11	-	-	26	-	-	26	-	-	-	
74	356	Leonardo	LONGONI	ITA	TB Kart	Tb Kart	81	122	-109	-	14	-	-	8	-	20	-	-	-	-	-	31	-	-	21	-	-	28	-	-
75	378	Carl	LUTTHART	DEU	Falcon	Falcon racing team	113	122	-109	-	-	-	17	-	-	-	21	-	-	18	-	15	-	-	26	-	25	-	-	
76	307	Andrea	PIROVANO	ITA	TB Kart	TBKART	73	124	-111	-	-	24	-	-	-	22	-	-	22	-	-	17	-	-	23	-	-	-	16	
77	377	Torben	GROEHNDAHL	DEU	KR	CV Performance Group	74	130	-117	-	21	-	-	18	-	31	-	-	-	-	-	27	-	-	9	-	-	24	-	
78	321	Jules	VANHULLE	BEL	TD Kart	TD Official Racing Team	90	135	-122	34	-	-	-	12	-	-	18	-	-	-	-	27	-	-	27	-	-	17	-	
79	231	Gaëtan	DEBRABANDERE	BEL	RedSpeed	CG Racing	39	136	-123	-	11	-	-	16	-	28	-	-	-	-	-	13	-	-	30	-	-	38	-	
80	319	Kayne	INCE(R)	NLD	Praga	OW karting	99	136	-123	-	-	-	12	-	-	-	23	-	-	21	-	24	-	-	27	-	29	-	-	
81	214	Yanis	BOUILLEZ	BEL	Kosmic	PJM	47	137	-124	-	12	-	-	-	25	-	-	-	21	-	29	-	-	17	-	-	33	-	-	
82	293	Dennis	BOUMAN	NLD	Exprit	wjs racing	94	138	-125	-	-	21	-	-	-	24	-	-	19	-	-	18	-	-	32	-	-	-	24	
83	279	Siebe	PAGNAER	BEL	TD Kart	TD Official Racing Team	91	139	-126	32	-	-	26	-	-	-	24	-	-	17	-	-	25	-	-	-	15	-	-	

Announcements:

These results are provisional until the conclusion of any judicial and technical matters

Clerk of the course Thomas Lainer:

Stewards (Chairman) Wim Cools:

Timekeeping Meik Wagner

Scrutineer Liam van de Wouwer:

Printed: 17.08.2024 16:27

Posted at: h

IAME Benelux Round 4

X30 Senior

Genk

Ranking after Heats

Pos.	No.	Firstname	Lastname	Nat.	Chassis	Race Team	Q.P.	Points	Diff.	F-G	D-E	B-C	A-G	D-F	B-E	C-D	A-F	B-G	C-E	A-B	E-G	A-C	B-D	E-F	C-G	A-D	B-F	A-E	D-G	C-F
84	351	<small>VAN DUJVENVOORDE</small>	Yiroh	NLD	Lando Norris	Young Driver Academy	92	140	-127	--	--	--	22	--	--	--	32	--	--	28	--	20	--	--	--	18	--	20	--	--
85	347	Maximiliano	RADECK DA SILVA	FRA	KR	Victory Lane	72	142	-129	--	--	31	--	--	19	--	--	20	--	23	--	--	18	--	--	--	31	--	--	--
86	398	Lluís	TORT MAS	ESP	Gillard	AUTO CLUB RC2 VALLÈS	96	142	-129	--	25	--	--	--	31	--	--	--	16	--	18	--	--	20	--	--	--	32	--	--
87	343	Emmanouil	LIODAKIS	GRC	KR	Victory Lane	104	142	-129	31	--	--	--	20	--	--	22	--	--	--	--	--	33	--	--	15	--	--	21	--
88	344	Luis	AGUIAR CARDOSO	PRT	KR	Vdk	112	142	-129	26	--	--	20	--	--	--	--	25	--	--	21	--	--	--	24	--	--	--	26	--
89	354	Charly	GLUME	BEL	Lando Norris	Eurokarting	68	144	-131	--	20	--	--	--	21	--	--	--	38	--	19	--	--	32	--	--	14	--	--	
90	370	Rosanne	DEN DRIJVER	NLD	Falcon	Falcon racing team	118	144	-131	24	--	--	--	30	--	--	--	28	--	--	--	--	21	--	--	18	--	--	23	--
91	366	Raphaël	LEENDERS	BEL	Kosmic	Rsd Karting	78	145	-132	--	--	--	28	--	--	--	19	--	--	20	--	31	--	--	--	20	--	27	--	--
92	333	Maxim	VANSCHOENWINKEL	BEL	KR	Victory Lane	85	145	-132	--	--	--	14	--	--	--	29	--	--	32	--	19	--	--	--	29	--	22	--	--
93	221	Raphaël	DAUW(R)	BEL	Kosmic	CG Racing	64	146	-133	--	--	--	27	--	--	--	8	--	--	27	--	30	--	--	--	24	--	30	--	--
94	303	Christopher	BINGHAM	GBR	Gillard	S8 Racing	101	147	-134	--	--	23	--	--	--	29	--	--	27	--	--	21	--	--	22	--	--	--	25	--
95	308	Louka	MOULARD(R)	BEL	Tony-Kart	MCK Racing	77	149	-136	20	--	--	38	--	--	--	--	16	--	--	38	--	--	--	15	--	--	--	22	--
96	345	Sofia	ZANFARI	MAR	<small>Croc Promotion</small>	Victory Lane	119	151	-138	25	--	--	25	--	--	--	--	34	--	--	28	--	--	--	19	--	--	--	20	--
97	253	Dinand	DE VOS	BEL	KR	Privateer	93	152	-139	--	--	18	--	--	28	--	--	31	--	29	--	--	33	--	--	13	--	--	--	--
98	235	CJ	BENNETT	IRL	KR	Victory Lane	76	153	-140	33	--	--	--	15	--	--	30	--	--	--	--	--	23	--	--	20	--	--	32	--
99	217	Tess	VERSCHOOR	NLD	<small>Croc Promotion</small>	KCR-Racing	88	153	-140	--	16	--	--	26	--	34	--	--	--	--	--	--	32	--	--	31	--	--	14	--
100	246	Mattéo	VAN DE KERCHOVE	BEL	KR	Vdk	84	154	-141	18	--	--	38	--	--	--	--	32	--	--	15	--	--	--	33	--	--	--	18	--
101	287	Rinse	VOS	NLD	Kosmic	Fusion Motorsport Benelux	100	155	-142	--	--	32	--	--	26	--	--	28	--	33	--	--	12	--	--	24	--	--	--	--
102	200	<small>Anne-Charlotte</small>	ANTUORO	FRA	Tony-Kart	DG KART	111	155	-142	27	--	--	--	29	--	--	27	--	--	--	--	--	25	--	--	21	--	--	26	--
103	204	Emmilio	VANOVERBERGHE	BEL	Tony-Kart	EGP Racing Team	117	155	-142	--	33	--	--	20	--	--	--	32	--	23	--	--	19	--	--	--	28	--	--	--
104	228	Luca	MONTEBELLO	BEL	Kosmic	Rsd Karting	55	158	-145	19	--	--	--	17	--	--	33	--	--	--	--	--	31	--	--	38	--	--	20	--
105	396	Eric	WESS	DEU	Drago Corse	Dutt Motorsport	106	158	-145	--	--	--	29	--	--	--	26	--	--	30	--	23	--	--	--	19	--	31	--	--
106	376	Maxim	HAROUTOUNIAN	NLD	Falcon	Falcon racing team	56	160	-147	30	--	--	38	--	--	--	--	33	--	--	30	--	--	--	17	--	--	--	12	--
107	338	Luna	CLERET	FRA	Pantano	PANTANO RACING TEAM	120	160	-147	--	--	--	32	--	--	--	24	--	--	31	--	22	--	--	--	28	--	23	--	--
108	325	Quentin	DAPOIGNY	FRA	Kosmic	Privateer	70	161	-148	28	--	--	24	--	--	--	--	27	--	--	24	--	--	--	29	--	--	--	29	--
109	340	Thibeau	WIJERS	NLD	CRG	DFK	87	165	-152	--	--	36	--	--	21	--	--	20	--	--	33	--	--	--	28	--	--	--	27	--
110	208	Ellie	DAX(R)	LUX	Kosmic	CG Racing	103	167	-154	--	30	--	--	--	33	--	--	--	26	--	22	--	--	--	22	--	--	34	--	--
111	310	Siebe	WIJMA	NLD	Praga	OW karting	62	169	-156	23	--	--	--	27	--	--	31	--	--	--	--	--	29	--	--	30	--	--	29	--
112	219	Ollie	MEURS	NLD	Falcon	Falcon racing team	116	169	-156	--	31	--	--	31	--	26	--	--	--	--	--	--	20	--	--	38	--	--	23	--
113	271	Carina	KRONING	DEU	Tony-Kart	Santamaria Performance	102	171	-158	--	34	--	--	32	--	27	--	--	--	--	--	29	--	--	22	--	--	27	--	--
114	274	Miguel	SILVA	PRT	Pantano	PANTANO RACING TEAM	122	172	-159	--	--	30	--	--	--	25	--	--	31	--	--	28	--	--	27	--	--	--	31	--
115	215	Esteban	WALGRAEVE	BEL	Kosmic	Rsd Karting	59	175	-162	--	--	28	--	--	--	33	--	--	23	--	--	26	--	--	30	--	--	--	35	--
116	286	Ruby	VERLINDEN	BEL	Kosmic	EGP Racing Team	107	178	-165	--	--	29	--	--	34	--	--	30	--	38	--	--	21	--	--	26	--	--	--	--
117	324	Livia	SAMSON	NLD	Falcon	Falcon racing team	114	181	-168	--	--	33	--	--	32	--	--	26	--	34	--	--	24	--	--	32	--	--	--	--
118	384	Victor	AEGERTER	FRA	<small>Croc Promotion</small>	Croc Promotion	115	187	-174	--	--	34	--	--	--	32	--	--	33	--	--	25	--	--	35	--	--	--	28	--
119	262	Roan	VAN DE KERKHOF	NLD	Formula K	Scuderia 24/7	108	190	-177	--	--	35	--	--	--	30	--	--	29	--	--	32	--	--	31	--	--	--	33	--
120	212	Delano	WELLENS	BEL	Gillard	KCR-Racing	53	196	-183	--	15	--	--	33	--	37	--	--	--	--	--	--	37	--	--	37	--	--	37	--
121	318	Marius	BARRY-BERG	NOR	KR	Vdk	95	196	-183	--	27	--	--	38	--	23	--	--	--	--	--	--	34	--	--	37	--	--	37	--
122	223	Wesley	DE GOEIJ	NLD	<small>Croc Promotion</small>	KCR-Racing	89	198	-185	--	29	--	--	--	24	--	--	--	34	--	37	--	--	--	37	--	--	--	37	--
123	320	Emma	WEINREICH	DNK	Kosmic	Ravet Racing Team	109	214	-201	--	32	--	--	34	--	37	--	--	--	--	--	--	37	--	--	37	--	--	37	--

Announcements:

These results are provisional until the conclusion of any judicial and technical matters

Clerk of the course Thomas Lainer:


Stewards (Chairman) Wim Cools:

Timekeeping Meik Wagner: 

Scrutineer Liam van de Wouwer:

Printed: 17.08.2024 16:27

Posted at: h



IAME Benelux Round 4
Class: X30 Senior
Date/Time: 17.08.2024 17:10

Track: Genk
Heat: Final-A
Laps: 14 minutes + 1 lap

Edition 1

Joep MULLER	280	Points 78 Quali Rank 51
	35	
Cristian BIASATTI	358	Points 73 Quali Rank 50
	33	
Riemer BLONK	249	Points 71 Quali Rank 7
	31	
Alexi CONSTANT(R)	222	Points 69 Quali Rank 28
	29	
Joseph SMITH	364	Points 63 Quali Rank 13
	27	
Andy RATEL	372	Points 60 Quali Rank 123
	25	
Fionn MC LAUGHLIN	374	Points 58 Quali Rank 16
	23	
Georges NASSAR	294	Points 57 Quali Rank 30
	21	
Noah MATON	207	Points 56 Quali Rank 57
	19	
Lauritz SACHSE	302	Points 55 Quali Rank 14
	17	
Milan MARCZAK	368	Points 54 Quali Rank 6
	15	
Annabelle BRIAN	383	Points 49 Quali Rank 20
	13	
Daan STEENMAN	346	Points 38 Quali Rank 31
	11	
Sam BALOTA	290	Points 33 Quali Rank 32
	9	
Clement OUTRAN	269	Points 26 Quali Rank 1
	7	
Kevin LANTINGA	296	Points 23 Quali Rank 8
	5	
Mattiz MEERSCHAUT	250	Points 18 Quali Rank 15
	3	
Alessandro TUDISCA	265	Points 13 Quali Rank 2
	1	

Tobias NORMANN	353	Points 79 Quali Rank 22
	36	
Kyuhoo LEE	242	Points 78 Quali Rank 43
	34	
Beau HEIJMANS	397	Points 71 Quali Rank 49
	32	
Hugo BESSON	257	Points 69 Quali Rank 82
	30	
Jens BEEUSAERT	312	Points 67 Quali Rank 34
	28	
Ruben MOYA	367	Points 61 Quali Rank 121
	26	
Otto PYYKÖNEN	289	Points 58 Quali Rank 23
	24	
Lewis MACKIE	339	Points 57 Quali Rank 45
	22	
Patrice KOWALEWSKI(F)	244	Points 57 Quali Rank 4
	20	
Mika VOS	284	Points 55 Quali Rank 26
	18	
Simon LACROIX	259	Points 54 Quali Rank 18
	16	
Roxanne LANTINGA(R)	357	Points 52 Quali Rank 5
	14	
Markus GLUME	226	Points 43 Quali Rank 41
	12	
Matthias VANDEKERCKH	236	Points 38 Quali Rank 21
	10	
Henkie KALTEREN	201	Points 28 Quali Rank 11
	8	
Victor LOUIS	216	Points 25 Quali Rank 3
	6	
Tristan KROONE	288	Points 22 Quali Rank 10
	4	
Sem VAN DER HEIJD	247	Points 17 Quali Rank 17
	2	

Pole Position

Clerk of the course Thomas Lainer:

Stewards (Chairman) Wim Cools:


posted at: h

Scrutineer Liam van de Wouwer:

Timekeeping Meik Wagner:

These results are provisional until the conclusion of any judicial and technical matters

printed 17.08.2024 16:29



IAME Benelux Round 4
 Class: X30 Senior
 Date/Time: 17.08.2024 17:35

Track: Genk
 Heat: Final-B
 Laps: 14 minutes + 1 lap

Edition 1

Casper NORMANN	341	Points 120 Quali Rank 79	18	Alessandro BIGI	355	Points 121 Quali Rank 105
	35				36	
Aaron FERRAZZANO	258	Points 118 Quali Rank 86	17	Kyano WELLENS	273	Points 119 Quali Rank 46
	33				34	
Sky DEFOURNY	322	Points 116 Quali Rank 98	16	Kevin BAKKER	317	Points 117 Quali Rank 83
	31				32	
Roméo ROUSSEL	248	Points 114 Quali Rank 27	15	Philip SVENDSEN	263	Points 114 Quali Rank 48
	29				30	
Cathal CLARK	342	Points 112 Quali Rank 63	14	Ilyes PRUVOST	306	Points 113 Quali Rank 67
	27				28	
Julian KAMEN	255	Points 109 Quali Rank 66	13	Koen DE ROOIJ	225	Points 111 Quali Rank 110
	25				26	
Luke TAYLOR	240	Points 105 Quali Rank 80	12	Bertram SACHSE(R)	301	Points 107 Quali Rank 29
	23				24	
Florent DYRDA	203	Points 105 Quali Rank 25	11	Joan ALUJA OLESTI	363	Points 105 Quali Rank 69
	21				22	
Taiyo VLEIGEN(R)	202	Points 103 Quali Rank 61	10	Illiano COUTURE	330	Points 104 Quali Rank 37
	19				20	
Maxime BLANCHEMAIN	281	Points 101 Quali Rank 35	9	Mirco WOUTERS	241	Points 102 Quali Rank 42
	17				18	
Alex MACHADO	362	Points 97 Quali Rank 97	8	Enzo MENENDEZ	238	Points 101 Quali Rank 24
	15				16	
Roberto BAAS	285	Points 96 Quali Rank 75	7	Thibauld GELADE	261	Points 97 Quali Rank 33
	13				14	
Max STORM	264	Points 94 Quali Rank 52	6	Rhys NEWBURN	267	Points 95 Quali Rank 60
	11				12	
Conor GRANT	254	Points 92 Quali Rank 12	5	Jack NETTLESHIP	275	Points 92 Quali Rank 65
	9				10	
Lukas HORCICKA(R)	327	Points 85 Quali Rank 71	4	Tyron KINARD	266	Points 91 Quali Rank 44
	7				8	
Marc LO PICCOLO	375	Points 84 Quali Rank 9	3	Angelo MELI	224	Points 85 Quali Rank 40
	5				6	
Vilmer SVAHN	385	Points 81 Quali Rank 38	2	Thomas VAN VLIET(R)	270	Points 82 Quali Rank 19
	3				4	
Suleiman ZANFARI	334	Points 79 Quali Rank 58	1	Clément MASSAUX	268	Points 80 Quali Rank 36
	1		Row		2	

Pole Position

Clerk of the course Thomas Lainer:

Scrutineer Liam van de Wouwer:

Stewards (Chairman) Wim Cools:

Timekeeping Meik Wagner:

posted at: h

These results are provisional until the conclusion of any judicial and technical matters

printed 17.08.2024 16:30

IAME Series Benelux Round 4 Genk

X30 Senior

Genk 1,360 Km

Qualifying Practice group 2

16.08.2024 10:10

Qualifying (5:00 Time) started at 10:05:05

Lap	Time of Day	Lap Tm	Diff	S1 Tm	S2 Tm	S3 Tm
3	10:08:07.905	55.053	+0.259	22.153	16.361	16.539
4	10:09:02.699	54.794		22.062	16.248	16.484
5	10:09:57.545	54.846	+0.052	22.015	16.332	16.499
6	10:10:53.298	55.753	+0.959	22.205	16.781	16.767

Lap	Time of Day	Lap Tm	Diff	S1 Tm	S2 Tm	S3 Tm
3	10:08:22.552	55.780	+0.313	22.205	16.727	16.848
4	10:09:18.114	55.562	+0.095	22.187	16.622	16.753
5	10:10:13.581	55.467		22.252	16.555	16.660

(285) Roberto BAAS

1	10:06:16.587	1:00.520	+5.725	25.567	17.785	17.168
2	10:07:12.362	55.775	+0.980	22.656	16.439	16.680
3	10:08:07.511	55.149	+0.354	22.220	16.369	16.560
4	10:09:02.413	54.902	+0.107	22.125	16.267	16.510
5	10:09:57.247	54.834	+0.039	22.089	16.192	16.553
6	10:10:52.042	54.795		22.078	16.176	16.541

(200) Anne-Charlotte ANTUORO

1	10:06:26.027	1:04.571	+9.086	27.749	19.259	17.563
2	10:07:22.752	56.725	+1.240	23.059	16.969	16.697
3	10:08:18.450	55.698	+0.213	22.429	16.644	16.625
4	10:09:14.153	55.703	+0.218	22.295	16.604	16.804
5	10:10:09.638	55.485		22.216	16.727	16.542

(341) Casper NORMANN

1	10:06:20.779	1:01.211	+6.353	25.877	18.057	17.277
2	10:07:16.812	56.033	+1.175	22.663	16.558	16.812
3	10:08:11.971	55.159	+0.301	22.210	16.367	16.582
4	10:09:07.327	55.356	+0.498	22.456	16.347	16.553
5	10:10:02.185	54.858		22.061	16.193	16.604
6	10:10:57.087	54.902	+0.044	21.992	16.266	16.644

(384) Victor AEGERTER

1	10:06:31.853	1:04.895	+9.377	27.706	18.873	18.316
2	10:07:29.503	57.650	+2.132	23.558	17.006	17.086
3	10:08:25.588	56.085	+0.567	22.727	16.544	16.814
4	10:09:21.106	55.518		22.346	16.450	16.722
5	10:10:16.741	55.635	+0.117	22.409	16.571	16.655

(317) Kevin BAKKER

1	10:06:23.746	1:01.998	+7.128	26.999	17.851	17.148
2	10:07:19.711	55.965	+1.095	22.730	16.592	16.643
3	10:08:16.024	56.313	+1.443	22.209	16.861	17.243
4	10:09:12.004	55.980	+1.110	22.846	16.456	16.678
5	10:10:06.874	54.870		22.109	16.237	16.524

(370) Rosanne DEN DRIJVER

1	10:06:26.690	1:04.607	+8.065	27.619	19.304	17.684
2	10:07:23.232	56.542		22.878	16.814	16.850

(340) Thibaut WIJERS

1	10:06:23.558	1:03.053	+8.132	27.474	18.119	17.460
2	10:07:20.395	56.837	+1.916	23.476	16.756	16.605
3	10:08:16.227	55.832	+0.911	22.152	16.370	17.310
4	10:09:11.452	55.225	+0.304	22.305	16.376	16.544
5	10:10:06.373	54.921		22.131	16.300	16.490

(274) Miguel SILVA

1	10:06:29.424	1:04.003	+8.550	26.704	19.458	17.841
2	10:07:27.287	57.863	+2.410	23.418	17.500	16.945
3	10:08:23.827	56.540	+1.087	22.420	16.606	17.514
4	10:09:19.280	55.453		22.362	16.424	16.667
5	10:10:15.005	55.725	+0.272	22.498	16.572	16.655

(279) Siebe PAGNAER

1	10:06:28.880	1:03.089	+8.118	26.607	18.967	17.515
2	10:07:25.124	56.244	+1.273	22.829	16.665	16.750
3	10:08:21.857	56.733	+1.762	22.283	17.811	16.639
4	10:09:16.971	55.114	+0.143	22.123	16.345	16.646
5	10:10:11.942	54.971		22.079	16.350	16.542

(318) Marius BARRY-BERG

1	10:06:36.127	1:04.666	+9.608	28.128	18.967	17.571
2	10:07:32.847	56.720	+1.662	22.970	16.722	17.028
3	10:08:28.913	56.066	+1.008	22.865	16.464	16.737
4	10:09:24.061	55.148	+0.090	22.250	16.303	16.595
5	10:10:19.119	55.058		22.177	16.249	16.632

(319) Kayne INCE(R)

1	10:06:29.583	1:01.858	+6.596	26.337	17.790	17.731
2	10:07:26.230	56.647	+1.385	23.122	16.745	16.780
3	10:08:22.270	56.040	+0.778	22.362	16.912	16.766
4	10:09:17.532	55.262		22.272	16.399	16.591
5	10:10:13.145	55.613	+0.351	22.385	16.509	16.719

(208) Ellie DAX(R)

1	10:06:26.955	1:03.670	+8.706	26.443	19.435	17.792
2	10:07:24.217	57.262	+2.298	22.962	16.691	17.609
3	10:08:21.402	57.185	+2.221	23.006	17.431	16.748
4	10:09:16.748	55.346	+0.382	22.214	16.526	16.606
5	10:10:11.712	54.964		22.123	16.327	16.514

(286) Ruby VERLINDEN

1	10:06:29.912	1:03.710	+8.243	26.807	18.770	18.133
2	10:07:26.772	56.860	+1.393	22.978	16.933	16.949

IAME Series Benelux Round 4 Genk
X30 Senior
Genk 1,360 Km
Final A
17.08.2024 17:20
Race (14:00 and 1 Laps) started at 17:23:36

Pos	No.	Name	Nat	Chassis	Raceteam	Laps	Total Tm	Diff	Best Tm	km/h	Points	Commer
1	265	Alessandro TUDISCA	BEL	Kosmic	Rsd Karting	17	15:39.302		54.620	89,637	80	
2	236	Matthias VANDEKERCKHOV	BEL	KR	Victory Lane	17	15:40.427	1.125	54.620	89,637	76	
3	250	Mattiz MEERSCHAUT	BEL	Croc Promotio	KCR-Racing	17	15:40.691	1.389	54.799	89,345	73	
4	207	Noah MATON	BEL	Kosmic	Rsd Karting	17	15:41.183	1.881	54.627	89,626	71	
5	269	Clement OUTRAN	FRA	TB Kart	Tb Kart	17	15:42.202	2.900	54.559	89,738	70	5 sec
6	288	Tristan KROONE	NLD	TD Kart	Privateer	17	15:42.831	3.529	54.937	89,120	69	
7	346	Daan STEENMAN	NLD	Croc Promotio	KCR-Racing	17	15:44.661	5.359	55.026	88,976	68	
8	216	Victor LOUIS	BEL	Kosmic	Rsd Karting	17	15:44.699	5.397	54.721	89,472	67	
9	374	Fionn MC LAUGHLIN	IRL	KR	Vdk	17	15:46.679	7.377	54.390	90,017	66	
10	367	Ruben MOYA	ESP	Pantano	PANTANO RACING TEAM	17	15:48.369	9.067	54.768	89,395	65	
11	290	Sam BALOTA	BEL	Kosmic	Dream Racing	17	15:49.729	10.427	54.707	89,495	64	5 sec
12	226	Markus GLUME	BEL	Lando Norris	Eurokarting	17	15:50.210	10.908	54.899	89,182	63	
13	372	Andy RATEL	FRA	Pantano	PANTANO RACING TEAM	17	15:55.025	15.723	54.593	89,682	62	
14	296	Kevin LANTINGA	NLD	Croc Promotio	Lantinga Racing	17	15:55.666	16.364	54.844	89,271	61	
15	397	Beau HEIJMANS	NLD	Falcon	Falcon racing team	17	15:55.825	16.523	54.628	89,624	60	
16	358	Cristian BIASATTI	ITA	TB Kart	Tb Kart	17	15:55.891	16.589	54.765	89,400	59	
17	368	Milan MARCZAK	NLD	Falcon	DFK	17	15:56.098	16.796	54.884	89,206	58	
18	284	Mika VOS	NLD	Kosmic	Fusion Motorsport Benel	17	15:56.197	16.895	54.729	89,459	57	
19	280	Joep MULLER	NLD	Kosmic	FSR	17	16:00.528	21.226	55.129	88,810	54	
20	289	Otto PYYKÖNEN	FIN	Tony-Kart	EGP Racing Team	17	16:00.749	21.447	54.595	89,679	53	5 sec
21	249	Riemer BLONK	NLD	Croc Promotio	KCR-Racing	17	16:01.028	21.726	54.574	89,713	52	5 sec
22	364	Joseph SMITH	GBR	KR	Victory Lane	17	16:01.215	21.913	54.909	89,166	51	
23	339	Lewis MACKIE	GBR	Tony-Kart	EGP Racing Team	17	16:01.516	22.214	54.922	89,145	56	5 sec
24	244	Patrice KOWALEWSKI(R)	BEL	TD Kart	Delre Racing Team	17	16:04.734	25.432	54.899	89,182	50	5 sec
25	357	Roxanne LANTINGA(R)	NLD	Tony-Kart	Lantinga Racing	17	16:05.272	25.970	55.002	89,015	55	5 sec
26	257	Hugo BESSON	FRA	KR	Vdk	17	16:05.905	26.603	55.088	88,876	46	5 sec
27	312	Jens BEEUSAERT	BEL	Falcon	DFK	17	16:06.595	27.293	55.107	88,845	49	5 sec
28	353	Tobias NORMANN	DNK	Tony-Kart	Ravet Racing Team	17	16:08.807	29.505	55.198	88,699	48	
29	259	Simon LACROIX	BEL	Kosmic	Rsd Karting	17	16:10.098	30.796	54.841	89,276	47	10 sec
30	242	Kyuhu LEE	KOR	Tony-Kart	EGP Racing Team	17	16:20.225	40.923	54.825	89,302	45	
31	383	Annabelle BRIAN	NLD	Croc Promotio	KCR-Racing	17	16:20.399	41.097	55.075	88,897	44	
32	247	Sem VAN DER HEIJDEN(R)	NLD	Croc Promotio	KCR-Racing	17	16:25.268	45.966	54.728	89,461	43	5 sec
33	201	Henkie KALTEREN	NLD	Kosmic	Rsd Karting	11	10:16.172	6 Laps	54.472	89,881	42	
34	302	Lauritz SACHSE	DNK	Falcon	Falcon racing team		0.663	17 Laps	-	-	41	
35	294	Georges NASSAR	ARE	KR	Victory Lane		0.957	17 Laps	-	-	40	
36	222	Alexi CONSTANT(R)	BEL	Kosmic	AC Racing		1.542	17 Laps	-	-	39	

Announcements

These results are provisional until the conclusion of any judicial and technical matters!

#312 + 257 + 357 run off area / 5 sec time penalty

#290 + 244 + 259 + 269 + 339 pushing / 5 sec time penalty

#249,289,259,247 front fairing / 5 sec TP

Margin of Victory	Ø km/h	Best Lap Tm	km/h	Best Lap by
1.125	88,610	54.390	90,017	374 - Fionn MC LAUGHLIN

Official Timing www.mwraceconsulting.com
Orbits

Timekeeping Meik Wagner:



Clerk of the course Thomas Lainer:

www.mylaps.com

Steward (Chairman) Wim Cools:

Chief Scrutineer Liam van de Wouwer:

 Licensed to: **MW Racec Consulting**
Printed: 17.08.2024 20:26:43

posted at:

h

IAME Series Benelux Round 4 Genk

X30 Senior

Genk 1,360 Km

Final A

17.08.2024 17:20

Race (14:00 and 1 Laps) started at 17:23:36

Lap	Time of Day	Lap Tm	Diff	S1 Tm	S2 Tm	S3 Tm	Lap	Time of Day	Lap Tm	Diff	S1 Tm	S2 Tm	S3 Tm
14	17:36:57.822	55.545	+0.347	22.376	16.433	16.736	4	17:27:26.157	55.110	+0.382	22.118	16.478	16.514
15	17:37:53.307	55.485	+0.287	22.290	16.441	16.754	5	17:28:21.030	54.873	+0.145	22.032	16.302	16.539
16	17:38:48.736	55.429	+0.231	22.295	16.391	16.743	6	17:29:15.823	54.793	+0.065	22.020	16.289	16.484
17	17:39:44.817	56.081	+0.883	22.273	16.480	17.328	7	17:30:10.562	54.739	+0.011	21.973	16.282	16.484
(259) Simon LACROIX							8	17:31:05.290	54.728		21.991	16.220	16.517
1	17:24:43.638	1:06.849	+12.008	32.407	17.225	17.217	9	17:32:00.043	54.753	+0.025	22.011	16.220	16.522
2	17:25:39.597	55.959	+1.118	22.557	16.703	16.699	10	17:32:57.482	57.439	+2.711	22.563	17.232	17.644
3	17:26:36.158	56.561	+1.720	22.340	16.489	17.732	11	17:33:53.138	55.656	+0.928	22.484	16.654	16.518
4	17:27:32.692	56.534	+1.693	23.160	16.803	16.571	12	17:34:51.245	58.107	+3.379	22.096	18.661	17.350
5	17:28:27.965	55.273	+0.432	22.206	16.412	16.655	13	17:35:47.325	56.080	+1.352	22.925	16.595	16.560
6	17:29:23.534	55.569	+0.728	22.629	16.351	16.589	14	17:36:43.940	56.615	+1.887	22.864	17.056	16.695
7	17:30:22.111	58.577	+3.736	22.978	17.401	18.198	15	17:37:40.416	56.476	+1.748	23.295	16.598	16.583
8	17:31:18.300	56.189	+1.348	22.441	17.058	16.690	16	17:38:35.410	54.994	+0.266	22.079	16.374	16.541
9	17:32:13.520	55.220	+0.379	22.129	16.371	16.720	17	17:39:56.278	1:20.868	+26.140	22.461	17.239	41.168
10	17:33:08.361	54.841		22.085	16.211	16.545	(201) Henkie KALTEREN						
11	17:34:03.477	55.116	+0.275	22.127	16.380	16.609	1	17:24:41.170	1:04.692	+10.220	29.361	18.363	16.968
12	17:34:58.421	54.944	+0.103	22.056	16.290	16.598	2	17:25:36.777	55.607	+1.135	22.365	16.515	16.727
13	17:35:53.430	55.009	+0.168	22.112	16.282	16.615	3	17:26:33.810	57.033	+2.561	22.312	18.004	16.717
14	17:36:48.376	54.946	+0.105	22.059	16.319	16.568	4	17:27:29.500	55.690	+1.218	22.036	16.874	16.780
15	17:37:43.379	55.003	+0.162	22.092	16.288	16.623	5	17:28:24.221	54.721	+0.249	22.039	16.196	16.486
16	17:38:38.828	55.449	+0.608	22.382	16.401	16.666	6	17:29:19.000	54.779	+0.307	21.998	16.276	16.505
17	17:39:36.108	57.280	+2.439	22.488	17.166	17.626	7	17:30:13.562	54.562	+0.090	21.937	16.177	16.448
(242) Kyuho LEE							8	17:31:08.034	54.472		21.864	16.152	16.456
1	17:24:40.763	1:02.645	+7.820	27.471	18.126	17.048	9	17:32:02.614	54.580	+0.108	21.892	16.125	16.563
2	17:25:36.961	56.198	+1.373	22.441	16.656	17.101	10	17:32:57.462	54.848	+0.376	21.974	16.207	16.667
3	17:26:34.328	57.367	+2.542	22.337	18.130	16.900	11	17:33:52.182	54.720	+0.248	22.048	16.203	16.469
4	17:27:30.141	55.813	+0.988	22.366	16.819	16.628	(383) Annabelle BRIAN						
5	17:28:26.391	56.250	+1.425	22.504	17.070	16.676	1	17:24:37.008	1:00.539	+5.464	24.682	18.404	17.453
6	17:29:21.504	55.113	+0.288	22.201	16.291	16.621	2	17:25:35.302	58.294	+3.219	23.289	17.556	17.449
7	17:30:16.329	54.825		22.071	16.235	16.519	3	17:26:32.597	57.295	+2.220	23.180	17.329	16.786
8	17:31:11.585	55.256	+0.431	22.383	16.323	16.550	4	17:27:29.892	57.295	+2.220	22.730	17.298	17.267
9	17:32:06.972	55.387	+0.562	22.467	16.383	16.537	5	17:28:27.031	57.139	+2.064	22.824	17.195	17.120
10	17:33:02.275	55.303	+0.478	22.457	16.319	16.527	6	17:29:22.754	55.723	+0.648	22.639	16.445	16.639
11	17:33:57.227	54.952	+0.127	22.094	16.310	16.548	7	17:30:17.849	55.095	+0.020	22.075	16.447	16.573
12	17:34:52.187	54.960	+0.135	22.028	16.343	16.589	8	17:31:13.238	55.389	+0.314	22.473	16.321	16.595
13	17:35:48.153	55.966	+1.141	22.364	16.924	16.678	9	17:32:08.346	55.108	+0.033	22.131	16.324	16.653
14	17:36:44.261	56.108	+1.283	22.774	16.591	16.743	10	17:33:03.421	55.075		22.154	16.277	16.644
15	17:37:40.127	55.866	+1.041	22.795	16.529	16.542	11	17:33:58.729	55.308	+0.233	22.185	16.382	16.741
16	17:38:35.165	55.038	+0.213	22.163	16.322	16.553	12	17:34:54.577	55.848	+0.773	22.715	16.430	16.703
17	17:39:56.235	1:21.070	+26.245	23.160	17.150	40.760	13	17:35:50.067	55.490	+0.415	22.287	16.485	16.718
(247) Sem VAN DER HEIJDEN(R)							14	17:36:45.471	55.404	+0.329	22.275	16.409	16.720
1	17:24:36.342	1:00.263	+5.535	24.263	18.448	17.552	15	17:37:40.889	55.418	+0.343	22.329	16.419	16.670
2	17:25:33.585	57.243	+2.515	22.956	17.234	17.053	16	17:38:36.442	55.553	+0.478	22.240	16.523	16.790
3	17:26:31.047	57.462	+2.734	23.145	17.669	16.648	17	17:39:56.409	1:19.967	+24.892	22.305	16.698	40.964



IAME Series Benelux Round 4 Genk

Lapchart

X30 Senior

Genk 1,360 Km

Final A

17.08.2024 17:20

Race (14:00 and 1 Laps) started at 17:23:36

Competitors	Laps																	
	0	1	2	3	4	5	6	7	8	9	10	11	12	13	14	15	16	17
Alessandro TUDISCA (265)	1	265	265	265	265	265	265	265	269	269	269	269	269	269	269	269	269	269
Sem VAN DER HEIJDEN(R) (247)	2	247	269	269	269	269	269	269	265	265	265	265	265	265	265	265	265	265
Mattiz MEERSCHAUT (250)	3	250	250	250	250	250	250	250	250	250	250	250	250	250	250	236	236	236
Kevin LANTINGA (296)	4	296	288	288	288	288	288	288	288	236	236	236	236	236	236	236	250	250
Clement OUTRAN (269)	5	269	346	346	346	346	346	346	236	236	288	288	288	207	207	207	207	207
Sam BALOTA (290)	6	290	247	296	296	296	236	236	346	346	346	346	207	288	288	288	288	288
Tristan KROONE (288)	7	288	296	236	236	236	296	296	296	296	207	207	346	346	346	346	346	346
Daan STEENMAN (346)	8	346	236	247	290	216	216	216	216	207	296	290	290	290	290	290	290	216
Victor LOUIS (216)	9	216	290	290	216	207	207	207	207	216	216	216	216	216	216	216	216	290
Annabelle BRIAN (383)	10	383	383	216	207	290	290	290	290	290	296	367	367	367	367	374	374	374
Henkie KALTEREN (201)	11	201	216	207	226	226	226	247	247	247	247	367	296	296	374	374	367	367
Matthias VANDEKERCKHOVE (236)	12	236	207	226	247	247	247	368	368	367	367	226	201	374	296	226	226	226
Milan MARCZAK (368)	13	368	226	284	368	368	368	367	367	368	368	201	226	226	226	296	296	372
Markus GLUME (226)	14	226	284	383	367	367	367	226	226	226	226	247	247	284	284	284	372	296
Lauritz SACHSE (302)	15	302	368	368	284	397	284	284	284	201	201	368	368	368	368	372	372	289
Roxanne LANTINGA(R) (357)	16	357	289	289	397	284	397	201	201	284	397	397	374	397	397	397	284	397
Noah MATON (207)	17	207	374	367	383	201	201	397	397	397	284	374	284	247	372	368	368	358
Simon LACROIX (259)	18	259	367	397	289	289	374	374	374	374	284	397	372	289	289	289	249	249
Mika VOS (284)	19	284	397	374	201	383	242	242	242	249	249	249	249	247	249	249	368	368
Patrice KOWALEWSKI(R) (244)	20	244	257	353	353	374	289	249	249	242	372	372	372	289	249	247	358	284
Georges NASSAR (294)	21	294	353	257	374	242	249	289	372	372	242	289	289	242	242	358	339	339
Lewis MACKIE (339)	22	339	242	201	242	249	383	372	289	289	289	242	242	358	358	242	242	244
Fionn MC LAUGHLIN (374)	23	374	358	242	249	353	372	383	383	358	358	358	358	339	339	339	247	259
Otto PYYKÖNEN (289)	24	289	249	249	257	358	353	358	358	383	383	383	383	383	383	383	383	357
Andy RATEL (372)	25	372	201	372	358	372	358	353	339	339	339	339	339	259	259	259	244	280
Ruben MOYA (367)	26	367	372	358	372	364	364	259	364	244	357	357	259	244	244	244	259	257
Joseph SMITH (364)	27	364	364	364	364	259	259	339	244	357	259	259	244	357	357	357	357	364
Jens BEEUSAERT (312)	28	312	312	312	339	339	339	364	357	312	244	244	357	312	280	280	280	312
Hugo BESSON (257)	29	257	280	280	259	244	244	244	312	259	312	312	312	280	312	257	257	353
Alexi CONSTANT(R) (222)	30	222	259	259	280	312	357	357	280	280	280	280	280	257	257	312	312	242
Riemer BLONK (249)	31	249	339	339	312	280	312	259	257	257	257	257	257	364	364	364	312	247
Beau HEIJMANS (397)	32	397	244	244	244	357	280	280	257	364	364	364	364	353	353	353	353	383
Cristian BIASATTI (358)	33	358	357	357	357	257	257	257	353	353	353	353	353					
Kyuhoo LEE (242)	34	242																
Joep MULLER (280)	35	280																
Tobias NORMANN (353)	36	353																

IAME Series Benelux Round 4 Genk

X30 Senior

Genk 1,360 Km

Final B

17.08.2024 17:45

Race (14:00 and 1 Laps) started at 17:49:42

Pos	No.	Name	Nat	Chassis	Raceteam	Laps	Total Tm	Diff	Best Tm	km/h	Points	Commer
1	385	Vilmer SVAHN	SWE	Croc Promotio	Croc Promotion	17	15:43.578		55.004	89,012	33	
2	268	Clément MASSAUX	BEL	Tony-Kart	Ravet Racing Team	17	15:44.744	1.166	55.058	88,924	31	
3	334	Suleiman ZANFARI	MAR	KR	Vdk	17	15:45.013	1.435	55.095	88,865	30	
4	327	Lukas HORCICKA(R)	CZE	Alonso Kart By	GEPA RACING	17	15:48.220	4.642	55.005	89,010	29	
5	362	Alex MACHADO	AND	TB Kart	Tb Kart	17	15:49.563	5.985	55.015	88,994	28	
6	254	Conor GRANT	IRL	KR	Victory Lane	17	15:50.333	6.755	55.244	88,625	27	
7	203	Florent DYRDA	LUX	Lando Norris	Eurokarting	17	15:50.416	6.838	54.944	89,109	26	
8	258	Aaron FERRAZZANO	BEL	Kosmic	Eurokarting	17	15:50.615	7.037	54.680	89,539	25	
9	266	Tyron KINARD	BEL	Tony-Kart	Tys Racing	17	15:52.923	9.345	55.232	88,644	24	
10	270	Thomas VAN VLIET(R)	NLD	Kosmic	Rsd Karting	17	15:53.624	10.046	55.164	88,754	23	
11	363	Joan ALUJA OLESTI	ESP	KR	MDC Racing	17	15:54.999	11.421	55.099	88,858	22	5 sec
12	301	Bertram SACHSE(R)	DNK	Falcon	Falcon racing team	17	15:56.432	12.854	54.896	89,187	21	
13	264	Max STORM	NLD	Kosmic	Fusion Motorsport Benel	17	15:56.742	13.164	55.203	88,691	20	5 sec
14	267	Rhys NEWBURN	GBR	TB Kart	S8 Racing	17	15:56.893	13.315	55.053	88,932	19	5 sec
15	317	Kevin BAKKER	NLD	Falcon	Falcon racing team	17	15:59.215	15.637	55.162	88,757	18	5 sec
16	225	Koen DE ROOIJ	NLD	Exprit	wjs racing	17	15:59.777	16.199	55.296	88,542	17	
17	355	Alessandro BIGI	ARE	KR	Victory Lane	17	16:01.613	18.035	54.951	89,098	16	5 sec
18	322	Sky DEFOURNY	NLD	TD Kart	Delre Racing Team	17	16:01.624	18.046	55.166	88,750	15	
19	273	Kyano WELLENS	BEL	Tony-Kart	EGP Racing Team	17	16:01.640	18.062	55.246	88,622	14	
20	240	Luke TAYLOR	GBR	Lando Norris	Premium Karting	17	16:05.786	22.208	55.098	88,860	13	5 sec
21	341	Casper NORMANN	DNK	Kosmic	Ravet Racing Team	17	16:07.408	23.830	55.389	88,393	12	5 sec
22	263	Philip SVENDSEN	NOR	Charles Lecler	Privateer	4	4:02.348	13 Laps	55.928	87,541	11	8 sec
23	241	Mirco WOUTERS	BEL	Tony-Kart	EGP Racing Team	4	4:27.960	13 Laps	55.648	87,982	10	5 sec
24	281	Maxime BLANCHEMAIN	FRA	KR	Victory Lane	1	1:02.215	16 Laps	1:01.409	79,728	9	
25	285	Roberto BAAS	BEL	Exprit	wjs racing	1	1:03.073	16 Laps	1:02.503	78,332	8	
26	202	Taiyo VLIEGEN(R)	THA	Falcon	Falcon racing team	1	1:03.736	16 Laps	1:02.704	78,081	7	

Not classified

DNS	375	Marc LO PICCOLO	FRA	RedSpeed	PB Kart			DNS	-	-	0	
DNS	224	Angelo MELI	BEL	Tony-Kart	EGP Racing Team			DNS	-	-	0	
DNS	261	Thibauld GELADE	BEL	Alonso Kart By	GEPA RACING			DNS	-	-	0	
DNS	238	Enzo MENENDEZ	FRA	RedSpeed	Renaux Racing Team			DNS	-	-	0	
DNS	330	Illiano COUTURE	FRA	Kosmic	CG Racing			DNS	-	-	0	
DNS	255	Julian KAMEN	NLD	KR	KBK COMPETITION			DNS	-	-	0	
DNS	342	Cathal CLARK	GBR	KR	Fusion Motorsport Benel			DNS	-	-	0	
DNS	306	Ilyes PRUVOST	FRA	RedSpeed	Renaux Racing Team			DNS	-	-	0	
DNS	248	Roméo ROUSSEL	FRA	KR	PB Kart			DNS	-	-	0	
DSQ	275	Jack NETTLESHIP	GBR	TB Kart	Privateer	17	15:50.590	DSQ	54.933	89,127	0	

Announcements

These results are provisional until the conclusion of any judicial and technical matters!

- #341 front fairing / 5 sec TP
- #355, + 263 + 267 run off area / 5 sec time penalty
- #264 pushing / 5 sec time penalty
- #275 disqualified / technical not conform (under the weight)
- #241 wrong start position/ 5 sec time penalty
- #363 + 240 leaving corridor 3-4 wheels / time penalty 5 sec

Margin of Victory	Ø km/h	Best Lap Tm	km/h	Best Lap by
1.166	88,209	54.680	89,539	258 - Aaron FERRAZZANO

IAME Series Benelux Round 4 Genk

X30 Senior

Genk 1,360 Km

Final B

17.08.2024 17:45

Race (14:00 and 1 Laps) started at 17:49:42

Pos	No.	Name	Nat	Chassis	Raceteam	Laps	Total Tm	Diff	Best Tm	km/h	Points	Commer
1	385	Vilmer SVAHN	SWE	Croc Promotio	Croc Promotion	17	15:43.578		55.004	89,012	33	
2	268	Clément MASSAUX	BEL	Tony-Kart	Ravet Racing Team	17	15:44.744	1.166	55.058	88,924	31	
3	334	Suleiman ZANFARI	MAR	KR	Vdk	17	15:45.013	1.435	55.095	88,865	30	
4	327	Lukas HORCICKA(R)	CZE	Alonso Kart By	GEPA RACING	17	15:48.220	4.642	55.005	89,010	29	
5	362	Alex MACHADO	AND	TB Kart	Tb Kart	17	15:49.563	5.985	55.015	88,994	28	
6	254	Conor GRANT	IRL	KR	Victory Lane	17	15:50.333	6.755	55.244	88,625	27	
7	203	Florent DYRDA	LUX	Lando Norris	Eurokarting	17	15:50.416	6.838	54.944	89,109	26	
8	258	Aaron FERRAZZANO	BEL	Kosmic	Eurokarting	17	15:50.615	7.037	54.680	89,539	25	
9	266	Tyron KINARD	BEL	Tony-Kart	Tys Racing	17	15:52.923	9.345	55.232	88,644	24	
10	270	Thomas VAN VLIET(R)	NLD	Kosmic	Rsd Karting	17	15:53.624	10.046	55.164	88,754	23	
11	363	Joan ALUJA OLESTI	ESP	KR	MDC Racing	17	15:54.999	11.421	55.099	88,858	22	5 sec
12	301	Bertram SACHSE(R)	DNK	Falcon	Falcon racing team	17	15:56.432	12.854	54.896	89,187	21	
13	264	Max STORM	NLD	Kosmic	Fusion Motorsport Benel	17	15:56.742	13.164	55.203	88,691	20	5 sec
14	267	Rhys NEWBURN	GBR	TB Kart	S8 Racing	17	15:56.893	13.315	55.053	88,932	19	5 sec
15	317	Kevin BAKKER	NLD	Falcon	Falcon racing team	17	15:59.215	15.637	55.162	88,757	18	5 sec
16	225	Koen DE ROOIJ	NLD	Exprit	wjs racing	17	15:59.777	16.199	55.296	88,542	17	
17	355	Alessandro BIGI	ARE	KR	Victory Lane	17	16:01.613	18.035	54.951	89,098	16	5 sec
18	322	Sky DEFOURNY	NLD	TD Kart	Delre Racing Team	17	16:01.624	18.046	55.166	88,750	15	
19	273	Kyano WELLENS	BEL	Tony-Kart	EGP Racing Team	17	16:01.640	18.062	55.246	88,622	14	
20	240	Luke TAYLOR	GBR	Lando Norris	Premium Karting	17	16:05.786	22.208	55.098	88,860	13	5 sec
21	341	Casper NORMANN	DNK	Kosmic	Ravet Racing Team	17	16:07.408	23.830	55.389	88,393	12	5 sec
22	263	Philip SVENDSEN	NOR	Charles Lecler	Privateer	4	4:02.348	13 Laps	55.928	87,541	11	8 sec
23	241	Mirco WOUTERS	BEL	Tony-Kart	EGP Racing Team	4	4:27.960	13 Laps	55.648	87,982	10	5 sec
24	281	Maxime BLANCHEMAIN	FRA	KR	Victory Lane	1	1:02.215	16 Laps	1:01.409	79,728	9	
25	285	Roberto BAAS	BEL	Exprit	wjs racing	1	1:03.073	16 Laps	1:02.503	78,332	8	
26	202	Taiyo VLIEGEN(R)	THA	Falcon	Falcon racing team	1	1:03.736	16 Laps	1:02.704	78,081	7	

Not classified

DNS	375	Marc LO PICCOLO	FRA	RedSpeed	PB Kart			DNS	-	-	0	
DNS	224	Angelo MELI	BEL	Tony-Kart	EGP Racing Team			DNS	-	-	0	
DNS	261	Thibauld GELADE	BEL	Alonso Kart By	GEPA RACING			DNS	-	-	0	
DNS	238	Enzo MENENDEZ	FRA	RedSpeed	Renaux Racing Team			DNS	-	-	0	
DNS	330	Illiano COUTURE	FRA	Kosmic	CG Racing			DNS	-	-	0	
DNS	255	Julian KAMEN	NLD	KR	KBK COMPETITION			DNS	-	-	0	
DNS	342	Cathal CLARK	GBR	KR	Fusion Motorsport Benel			DNS	-	-	0	
DNS	306	Ilyes PRUVOST	FRA	RedSpeed	Renaux Racing Team			DNS	-	-	0	
DNS	248	Roméo ROUSSEL	FRA	KR	PB Kart			DNS	-	-	0	
DSQ	275	Jack NETTLESHIP	GBR	TB Kart	Privateer	17	15:50.590	DSQ	54.933	89,127	0	

#263 leaving corridor 2 wheels / time penalty 3 sec

#317 causing a colission / 5 sec time penalty

Margin of Victory	Ø km/h	Best Lap Tm	km/h	Best Lap by
1.166	88,209	54.680	89,539	258 - Aaron FERRAZZANO

Official Timing www.mwraceconsulting.com

Orbits

Timekeeping Meik Wagner:

Clerk of the course Thomas Lainer:

www.mylaps.com

Steward (Chairman) Wim Cools:

Chief Scrutineer Liam van de Wouwer:

Licensed to: MW Racec Consulting

Printed: 17.08.2024 19:49:00

posted at:

h

Page 2/2

IAME Series Benelux Round 4 Genk

X30 Senior

Genk 1,360 Km

Final B

17.08.2024 17:45

Race (14:00 and 1 Laps) started at 17:49:42

Table with 15 columns: Lap, Time of Day, Lap Tm, Diff, S1 Tm, S2 Tm, S3 Tm. Contains race data for drivers Kevin BAKKER, Koen DE ROOIJ, Alessandro BIGI, Luke TAYLOR, Casper NORMANN, and Sky DEFOURNY.

Timekeeping Meik Wagner: [Signature] Clerk of the course Thomas Lainer:

www.mylaps.com

Steward (Chairman) Wim Cools: Chief Scrutineer Liam van de Wouwer:

Licensed to: MW Racec Consulting

IAME Series Benelux Round 4 Genk

X30 Senior

Genk 1,360 Km

Final B

17.08.2024 17:45

Race (14:00 and 1 Laps) started at 17:49:42

Lap	Time of Day	Lap Tm	Diff	S1 Tm	S2 Tm	S3 Tm	Lap	Time of Day	Lap Tm	Diff	S1 Tm	S2 Tm	S3 Tm
15	18:03:53.763	55.400	+0.011	22.242	16.399	16.759							
16	18:04:49.312	55.549	+0.160	22.315	16.496	16.738							
17	18:05:44.897	55.585	+0.196	22.288	16.498	16.799							
(263) Philip SVENDSEN													
1	17:50:45.626	1:02.052	+6.124	25.847	18.406	17.799							
2	17:51:43.572	57.946	+2.018	23.263	17.318	17.365							
3	17:52:40.909	57.337	+1.409	23.450	17.001	16.886							
4	17:53:36.837	55.928		22.447	16.631	16.850							
(241) Mirco WOUTERS													
1	17:50:44.784	1:01.630	+5.982	26.082	17.790	17.758							
2	17:52:13.942	1:29.158	+33.510	55.440	16.795	16.923							
3	17:53:09.801	55.859	+0.211	22.477	16.561	16.821							
4	17:54:05.449	55.648		22.435	16.414	16.799							
(281) Maxime BLANCHEMAIN													
1	17:50:44.704	1:01.409		24.812	18.746	17.851							
(285) Roberto BAAS													
1	17:50:45.562	1:02.503		26.319	18.014	18.170							
(202) Taiyo VLIEGEN(R)													
1	17:50:46.225	1:02.704		26.065	18.552	18.087							
(275) Jack NETTLESHIP													
1	17:50:42.256	59.354	+4.421	24.743	17.450	17.161							
2	17:51:39.404	57.148	+2.215	23.207	16.894	17.047							
3	17:52:35.345	55.941	+1.008	22.506	16.729	16.706							
4	17:53:30.632	55.287	+0.354	22.249	16.403	16.635							
5	17:54:27.399	56.767	+1.834	22.440	16.751	17.576							
6	17:55:25.338	57.939	+3.006	23.628	17.509	16.802							
7	17:56:20.523	55.185	+0.252	22.232	16.354	16.599							
8	17:57:15.623	55.100	+0.167	22.103	16.377	16.620							
9	17:58:10.802	55.179	+0.246	22.116	16.389	16.674							
10	17:59:06.856	56.054	+1.121	22.511	16.867	16.676							
11	18:00:01.860	55.004	+0.071	22.121	16.300	16.583							
12	18:00:56.856	54.996	+0.063	22.029	16.380	16.587							
13	18:01:51.789	54.933		22.058	16.300	16.575							
14	18:02:46.796	55.007	+0.074	22.116	16.306	16.585							
15	18:03:42.156	55.360	+0.427	22.118	16.610	16.632							
16	18:04:37.312	55.156	+0.223	22.156	16.382	16.618							
17	18:05:33.079	55.767	+0.834	22.120	16.520	17.127							

IAME Series Benelux Round 4 Genk

Lapchart

X30 Senior

Genk 1,360 Km

Final B

17.08.2024 17:45

Race (14:00 and 1 Laps) started at 17:49:42

Competitors	Laps																		
	0	1	2	3	4	5	6	7	8	9	10	11	12	13	14	15	16	17	
Suleiman ZANFARI (334)	1	334	334	334	334	334	334	385	385	385	385	385	385	385	385	385	385	385	
Clément MASSAUX (268)	2	268	268	268	268	385	385	268	268	268	268	268	268	268	268	268	268	268	
Vilmer SVAHN (385)	3	385	385	385	385	268	268	334	334	334	334	334	334	334	334	334	334	334	
Thomas VAN VLIET(R) (270)	4	270	266	266	266	266	254	254	254	254	254	254	254	254	254	254	327	327	
Lukas HORCICKA(R) (327)	5	327	270	254	254	254	266	266	266	363	363	363	363	327	327	327	327	254	362
Tyron KINARD (266)	6	266	254	270	275	275	275	363	363	327	327	327	327	363	363	363	363	363	363
Conor GRANT (254)	7	254	327	275	270	270	363	327	327	266	203	203	203	203	203	203	362	254	
Jack NETTLESHIP (275)	8	275	275	327	327	363	270	264	264	264	264	362	362	362	362	362	362	203	203
Max STORM (264)	9	264	363	363	363	327	327	362	203	203	362	264	264	275	275	275	275	275	275
Rhys NEWBURN (267)	10	267	264	264	264	264	264	203	362	362	275	275	275	264	264	264	264	258	258
Joan ALUJA OLESTI (363)	11	363	267	362	362	362	362	275	275	275	266	267	267	267	267	267	267	264	264
Roberto BAAS (285)	12	285	362	267	267	203	203	267	267	267	267	266	266	266	258	258	258	267	267
Alex MACHADO (362)	13	362	301	301	203	267	267	270	270	270	270	270	258	258	266	266	266	266	266
Mirco WOUTERS (241)	14	241	281	203	317	317	317	225	225	322	322	258	270	270	270	270	270	270	270
Bertram SACHSE(R) (301)	15	301	241	317	225	225	225	317	322	317	258	322	322	322	317	317	317	317	317
Maxime BLANCHEMAIN (281)	16	281	203	263	263	263	322	322	317	258	317	317	317	317	322	322	301	301	301
Koen DE ROOIJ (225)	17	225	317	225	322	322	355	258	258	225	225	225	225	225	225	301	355	355	355
Taiyo VLIEGEN(R) (202)	18	202	225	355	301	355	258	355	301	301	301	301	301	301	301	225	322	225	225
Philip SVENDSEN (263)	19	263	285	322	355	240	240	240	355	355	355	355	355	355	355	355	225	322	240
Florent DYRDA (203)	20	203	263	273	240	258	341	301	240	341	341	273	273	341	240	240	240	240	322
Kevin BAKKER (317)	21	317	355	258	258	341	301	341	341	273	273	240	240	240	341	273	273	273	273
Luke TAYLOR (240)	22	240	322	240	341	301	273	273	273	240	240	341	341	273	273	341	341	341	341
Kyano WELLENS (273)	23	273	273	341	273	273													
Sky DEFOURNY (322)	24	322	202	241	241	241													
Aaron FERRAZZANO (258)	25	258	341																
Casper NORMANN (341)	26	341	240																
Alessandro BIGI (355)	27	355	258																
-	28																		
-	29																		
-	30																		
-	31																		
-	32																		
-	33																		
-	34																		
-	35																		
-	36																		

IAME Series Benelux Round 4 Genk
X30 Senior
Genk 1,360 Km
Qualifying Practice group 3
16.08.2024 10:25
-NEW-
Qualifying (5:00 Time) started at 10:25:00

Pos	No.	Name	Nat	Chassis	Raceteam	Laps	Best Tm	Diff	Gap	In Lap	km/h
1	269	Clement OUTRAN	FRA	TB Kart	Tb Kart	6	54.080			5	90,533
2	357	Roxanne LANTINGA(R)	NLD	Tony-Kart	Lantinga Racing	6	54.311	0.231	0.231	5	90,147
3	375	Marc LO PICCOLO	FRA	RedSpeed	PB Kart	6	54.328	0.248	0.012	4	90,119
4	364	Joseph SMITH	GBR	KR	Victory Lane	6	54.336	0.256	0.008	5	90,106
5	247	Sem VAN DER HEIJDEN(R)	NLD	Croc Promo	KCR-Racing	6	54.387	0.307	0.051	6	90,022
6	236	Matthias VANDEKERCKHOV	BEL	KR	Victory Lane	5	54.316	0.236	0.005	5	90,139
7	203	Florent DYRDA	LUX	Lando Norri	Eurokarting	6	54.416	0.336	0.029	5	89,974
8	301	Bertram SACHSE(R)	DNK	Falcon	Falcon racing team	6	54.424	0.344	0.008	6	89,960
9	261	Thibauld GELADE	BEL	Alonso Kart	GEPA RACING	6	54.429	0.349	0.005	5	89,952
10	330	Illiano COUTURE	FRA	Kosmic	CG Racing	5	54.488	0.408	0.059	5	89,855
11	226	Markus GLUME	BEL	Lando Norri	Eurokarting	6	54.506	0.426	0.018	6	89,825
12	339	Lewis MACKIE	GBR	Tony-Kart	EGP Racing Team	6	54.508	0.428	0.002	5	89,822
13	397	Beau HEIJMANS	NLD	Falcon	Falcon racing team	6	54.543	0.463	0.035	5	89,764
14	212	Delano WELLENS	BEL	Gillard	KCR-Racing	6	54.578	0.498	0.035	6	89,706
15	207	Noah MATON	BEL	Kosmic	Rsd Karting	5	54.588	0.508	0.010	5	89,690
16	202	Taiyo VLIEGEN(R)	THA	Falcon	Falcon racing team	6	54.590	0.510	0.002	6	89,687
17	275	Jack NETTLESHIP	GBR	TB Kart	Privateer	5	54.543	0.463		4	89,764
18	363	Joan ALUJA OLESTI	ESP	KR	MDC Racing	6	54.635	0.555	0.045	4	89,613
19	307	Andrea PIROVANO	ITA	TB Kart	TBKART	5	54.660	0.580	0.025	5	89,572
20	308	Louka MOULARD(R)	BEL	Tony-Kart	MCK Racing	5	54.721	0.641	0.061	4	89,472
21	356	Leonardo LONGONI	ITA	TB Kart	Tb Kart	6	54.744	0.664	0.023	5	89,434
22	333	Maxim VANSCHOENWINKEI	BEL	KR	Victory Lane	5	54.782	0.702	0.038	4	89,372
23	223	Wesley DE GOEIJ	NLD	Croc Promo	KCR-Racing	6	54.800	0.720	0.018	4	89,343
24	253	Dinand DE VOS	BEL	KR	Privateer	5	54.842	0.762	0.042	5	89,275
25	362	Alex MACHADO	AND	TB Kart	Tb Kart	5	54.874	0.794	0.032	4	89,223
26	303	Christopher BINGHAM	GBR	Gillard	S8 Racing	5	54.879	0.799	0.005	5	89,214
27	355	Alessandro BIGI	ARE	KR	Victory Lane	5	55.039	0.959	0.160	5	88,955
28	320	Emma WEINREICH	DNK	Kosmic	Ravet Racing Team	5	55.112	1.032	0.073	5	88,837
29	378	Carl LUTTHART	DEU	Falcon	Falcon racing team	5	55.330	1.250	0.218	5	88,487
30	204	Emmilio VANOVERBERGHE	BEL	Tony-Kart	EGP Racing Team	5	55.342	1.262	0.012	5	88,468

Not classified

DSQ	338	Luna CLERET	FRA	Pantano	PANTANO RACING TEAM	5	54.625			4	89,629
-----	-----	-------------	-----	---------	---------------------	---	--------	--	--	---	--------

Announcements

These results are provisional until the conclusion of any judicial and technical matters!

#363 cancellation of lap 5 / run off 1

#236 + 275 a drop down of 3 pos / front fairing

#338 disqualified / technical not conform

IAME Series Benelux Round 4 Genk

X30 Senior

Genk 1,360 Km

Qualifying Practice group 3

16.08.2024 10:25

Qualifying (5:00 Time) started at 10:25:00

Lap	Time of Day	Lap Tm	Diff	S1 Tm	S2 Tm	S3 Tm	Lap	Time of Day	Lap Tm	Diff	S1 Tm	S2 Tm	S3 Tm
(269) Clement OUTRAN							2	10:27:08.910	55.724	+1.295	22.540	16.499	16.685
1	10:26:16.099	1:01.225	+7.145	25.931	17.535	17.759	3	10:28:04.220	55.310	+0.881	22.312	16.427	16.571
2	10:27:11.308	55.209	+1.129	22.378	16.388	16.443	4	10:28:58.728	54.508	+0.079	21.918	16.152	16.438
3	10:28:06.544	55.236	+1.156	21.872	16.114	17.250	5	10:29:53.157	54.429		21.952	16.097	16.380
4	10:29:00.651	54.107	+0.027	21.783	16.005	16.319	6	10:30:47.619	54.462	+0.033	21.910	16.090	16.462
5	10:29:54.731	54.080		21.726	16.019	16.335	(330) Illiano COUTURE						
6	10:30:48.812	54.081	+0.001	21.739	16.072	16.270	1	10:26:29.275	1:06.044	+11.556	30.543	18.027	17.474
(357) Roxanne LANTINGA(R)							2	10:27:24.914	55.639	+1.151	22.610	16.410	16.619
1	10:26:13.395	1:01.124	+6.813	25.836	17.996	17.292	3	10:28:19.751	54.837	+0.349	22.062	16.226	16.549
2	10:27:09.092	55.697	+1.386	22.540	16.485	16.672	4	10:29:14.266	54.515	+0.027	21.946	16.138	16.431
3	10:28:03.888	54.796	+0.485	22.057	16.242	16.497	5	10:30:08.754	54.488		21.921	16.105	16.462
4	10:28:58.356	54.468	+0.157	21.890	16.130	16.448	(226) Markus GLUME						
5	10:29:52.667	54.311		21.832	16.118	16.361	1	10:26:11.302	59.702	+5.196	25.004	17.591	17.107
6	10:30:47.063	54.396	+0.085	21.883	16.130	16.383	2	10:27:06.854	55.552	+1.046	22.468	16.458	16.626
(375) Marc LO PICCOLO							3	10:28:01.695	54.841	+0.335	22.061	16.223	16.557
1	10:26:18.033	1:00.884	+6.556	26.096	17.587	17.201	4	10:28:56.267	54.572	+0.066	21.986	16.074	16.512
2	10:27:14.239	56.206	+1.878	22.560	17.029	16.617	5	10:29:50.782	54.515	+0.009	21.931	16.108	16.476
3	10:28:09.250	55.011	+0.683	22.158	16.410	16.443	6	10:30:45.288	54.506		21.969	16.084	16.453
4	10:29:03.578	54.328		21.923	16.062	16.343	(339) Lewis MACKIE						
5	10:29:58.026	54.448	+0.120	21.963	16.080	16.405	1	10:26:17.208	1:00.374	+5.866	25.681	17.484	17.209
6	10:30:52.524	54.498	+0.170	21.937	16.106	16.455	2	10:27:13.302	56.094	+1.586	22.836	16.450	16.808
(364) Joseph SMITH							3	10:28:08.319	55.017	+0.509	22.183	16.305	16.529
1	10:26:16.808	1:01.921	+7.585	26.785	17.785	17.351	4	10:29:03.011	54.692	+0.184	22.042	16.178	16.472
2	10:27:13.119	56.311	+1.975	22.828	16.739	16.744	5	10:29:57.519	54.508		21.986	16.136	16.386
3	10:28:08.020	54.901	+0.565	22.144	16.196	16.561	6	10:30:52.063	54.544	+0.036	21.990	16.161	16.393
4	10:29:02.584	54.564	+0.228	22.000	16.128	16.436	(397) Beau HEIJMANS						
5	10:29:56.920	54.336		21.905	16.064	16.367	1	10:26:13.548	1:00.655	+6.112	25.907	17.483	17.265
6	10:30:51.371	54.451	+0.115	21.947	16.118	16.386	2	10:27:09.365	55.817	+1.274	22.535	16.584	16.698
(247) Sem VAN DER HEIJDEN(R)							3	10:28:04.455	55.090	+0.547	22.069	16.380	16.641
1	10:26:13.802	1:01.066	+6.679	26.229	17.899	16.938	4	10:28:59.514	55.059	+0.516	22.444	16.151	16.464
2	10:27:09.801	55.999	+1.612	22.548	16.745	16.706	5	10:29:54.057	54.543		21.951	16.141	16.451
3	10:28:04.517	54.716	+0.329	22.033	16.214	16.469	6	10:30:48.603	54.546	+0.003	21.891	16.198	16.457
4	10:28:58.967	54.450	+0.063	22.014	16.060	16.376	(212) Delano WELLENS						
5	10:29:53.391	54.424	+0.037	21.949	16.139	16.336	1	10:26:15.214	1:01.485	+6.907	26.017	18.287	17.181
6	10:30:47.778	54.387		21.936	16.107	16.344	2	10:27:10.732	55.518	+0.940	22.446	16.458	16.614
(236) Matthias VANDEKERCKHOVE							3	10:28:05.570	54.838	+0.260	22.002	16.251	16.585
1	10:26:39.755	1:19.717	+25.401	44.450	18.144	17.123	4	10:29:00.207	54.637	+0.059	21.891	16.186	16.560
2	10:27:35.351	55.596	+1.280	22.474	16.556	16.566	5	10:29:54.794	54.587	+0.009	21.873	16.187	16.527
3	10:28:30.100	54.749	+0.433	22.065	16.271	16.413	6	10:30:49.372	54.578		21.936	16.114	16.528
4	10:29:24.486	54.386	+0.070	21.885	16.177	16.324	(207) Noah MATON						
5	10:30:18.802	54.316		21.834	16.177	16.305	1	10:26:28.756	1:06.301	+11.713	31.055	18.012	17.234
(203) Florent DYRDA							2	10:27:24.404	55.648	+1.060	22.343	16.572	16.733
1	10:26:14.358	1:01.814	+7.398	26.732	17.931	17.151	3	10:28:19.216	54.812	+0.224	22.040	16.181	16.591
2	10:27:10.000	55.642	+1.226	22.260	16.824	16.558	4	10:29:13.964	54.748	+0.160	21.974	16.254	16.520
3	10:28:04.788	54.788	+0.372	22.033	16.313	16.442	5	10:30:08.552	54.588		21.948	16.158	16.482
4	10:28:59.916	55.128	+0.712	22.338	16.340	16.450	(202) Taiyo VLIEGEN(R)						
5	10:29:54.332	54.416		21.872	16.168	16.376	1	10:26:17.707	1:00.853	+6.263	26.156	17.573	17.124
6	10:30:49.077	54.745	+0.329	21.836	16.441	16.468	2	10:27:13.864	56.157	+1.567	22.744	16.807	16.606
(301) Bertram SACHSE(R)							3	10:28:08.972	55.108	+0.518	22.322	16.292	16.494
1	10:26:16.523	1:01.068	+6.644	26.033	17.531	17.504	4	10:29:03.817	54.845	+0.255	21.946	16.467	16.432
2	10:27:12.703	56.180	+1.756	22.508	16.956	16.716	5	10:29:58.688	54.871	+0.281	22.207	16.234	16.430
3	10:28:07.772	55.069	+0.645	22.158	16.297	16.614	6	10:30:53.278	54.590		21.991	16.180	16.419
4	10:29:02.653	54.881	+0.457	22.001	16.226	16.654	(275) Jack NETTLESHIP						
5	10:29:57.304	54.651	+0.227	22.019	16.199	16.433	1	10:26:22.395	1:01.495	+6.952	26.462	17.688	17.345
6	10:30:51.728	54.424		21.897	16.116	16.411	2	10:27:18.015	55.620	+1.077	22.452	16.530	16.638
(261) Thibault GELADE							3	10:28:12.886	54.871	+0.328	22.073	16.295	16.503
1	10:26:13.186	1:00.750	+6.321	25.823	17.714	17.213	4	10:29:07.429	54.543		21.941	16.133	16.469
							5	10:30:02.213	54.784	+0.241	21.918	16.163	16.703

Timekeeping Meik Wagner: Clerk of the course Thomas Lainer:

Steward (Chairman) Wim Cools: Chief Scrutineer Liam van de Wouwer:

IAME Series Benelux Round 4 Genk

X30 Senior

Genk 1,360 Km

Qualifying Practice group 3

16.08.2024 10:25

Qualifying (5:00 Time) started at 10:25:00

Lap	Time of Day	Lap Tm	Diff	S1 Tm	S2 Tm	S3 Tm
(338) Luna CLERET						
1	10:26:23.031	1:03.204	+8.579	26.864	18.695	17.645
2	10:27:19.162	56.131	+1.506	22.747	16.741	16.643
3	10:28:14.009	54.847	+0.222	22.023	16.334	16.490
4	10:29:08.634	54.625		21.963	16.219	16.443
5	10:30:03.757	55.123	+0.498	21.897	16.732	16.494

Lap	Time of Day	Lap Tm	Diff	S1 Tm	S2 Tm	S3 Tm
(303) Christopher BINGHAM						
1	10:26:18.869	1:00.906	+6.027	26.073	17.542	17.291
2	10:27:15.054	56.185	+1.306	22.502	16.742	16.941
3	10:28:11.253	56.199	+1.320	23.019	16.524	16.656
4	10:29:06.375	55.122	+0.243	22.256	16.286	16.580
5	10:30:01.254	54.879		22.179	16.196	16.504

Lap	Time of Day	Lap Tm	Diff	S1 Tm	S2 Tm	S3 Tm
(363) Joan ALUJA OLESTI						
1	10:26:17.304	1:01.581	+6.946	26.062	18.002	17.517
2	10:27:13.513	56.209	+1.574	22.884	16.629	16.696
3	10:28:08.700	55.187	+0.552	22.278	16.317	16.592
4	10:29:03.335	54.635		21.957	16.177	16.501
5	10:29:59.837	56.502	+1.867	22.772	16.356	17.374
6	10:30:54.647	54.810	+0.175	22.037	16.237	16.536

Lap	Time of Day	Lap Tm	Diff	S1 Tm	S2 Tm	S3 Tm
(355) Alessandro BIGI						
1	10:26:21.754	1:03.164	+8.125	27.431	18.328	17.405
2	10:27:21.625	59.871	+4.832	22.793	19.136	17.942
3	10:28:18.548	56.923	+1.884	22.908	17.187	16.828
4	10:29:14.097	55.549	+0.510	22.317	16.656	16.576
5	10:30:09.136	55.039		22.259	16.365	16.415

Lap	Time of Day	Lap Tm	Diff	S1 Tm	S2 Tm	S3 Tm
(307) Andrea PIROVANO						
1	10:26:20.125	1:01.120	+6.460	26.165	17.791	17.164
2	10:27:15.704	55.579	+0.919	22.480	16.444	16.655
3	10:28:11.095	55.391	+0.731	22.302	16.484	16.605
4	10:29:06.085	54.990	+0.330	22.062	16.258	16.670
5	10:30:00.745	54.660		22.036	16.181	16.443

Lap	Time of Day	Lap Tm	Diff	S1 Tm	S2 Tm	S3 Tm
(320) Emma WEINREICH						
1	10:26:26.907	1:05.306	+10.194	28.148	19.243	17.915
2	10:27:24.806	57.899	+2.787	23.446	17.455	16.998
3	10:28:20.648	55.842	+0.730	22.576	16.515	16.751
4	10:29:16.004	55.356	+0.244	22.259	16.452	16.645
5	10:30:11.116	55.112		22.173	16.372	16.567

Lap	Time of Day	Lap Tm	Diff	S1 Tm	S2 Tm	S3 Tm
(308) Louka MOULARD(R)						
1	10:26:27.052	1:06.226	+11.505	29.771	19.046	17.409
2	10:27:23.067	56.015	+1.294	22.738	16.585	16.692
3	10:28:18.151	55.084	+0.363	22.069	16.455	16.560
4	10:29:12.872	54.721		22.013	16.182	16.526
5	10:30:07.661	54.789	+0.068	22.092	16.220	16.477

Lap	Time of Day	Lap Tm	Diff	S1 Tm	S2 Tm	S3 Tm
(378) Carl LUTTHART						
1	10:26:16.719	1:03.217	+7.887	26.178	18.501	18.538
2	10:27:14.762	58.043	+2.713	23.657	17.479	16.907
3	10:28:10.900	56.138	+0.808	22.831	16.685	16.622
4	10:29:06.638	55.738	+0.408	22.683	16.351	16.704
5	10:30:01.968	55.330		22.111	16.615	16.604

Lap	Time of Day	Lap Tm	Diff	S1 Tm	S2 Tm	S3 Tm
(356) Leonardo LONGONI						
1	10:26:19.504	1:00.753	+6.009	25.944	17.698	17.111
2	10:27:15.242	55.738	+0.994	22.489	16.590	16.659
3	10:28:10.474	55.232	+0.488	22.285	16.388	16.559
4	10:29:05.356	54.882	+0.138	22.020	16.361	16.501
5	10:30:00.100	54.744		21.950	16.336	16.458
6	10:30:54.853	54.753	+0.009	22.023	16.219	16.511

Lap	Time of Day	Lap Tm	Diff	S1 Tm	S2 Tm	S3 Tm
(204) Emilio VANOVERBERGHE						
1	10:26:18.371	1:00.715	+5.373	25.894	17.603	17.218
2	10:27:14.827	56.456	+1.114	22.596	17.007	16.853
3	10:28:10.558	55.731	+0.389	22.452	16.411	16.868
4	10:29:06.202	55.644	+0.302	22.360	16.354	16.930
5	10:30:01.544	55.342		22.423	16.353	16.566

Lap	Time of Day	Lap Tm	Diff	S1 Tm	S2 Tm	S3 Tm
(333) Maxim VANSCHOENWINKEL						
1	10:26:22.806	1:03.917	+9.135	27.329	18.372	18.216
2	10:27:18.686	55.880	+1.098	22.646	16.574	16.660
3	10:28:13.648	54.962	+0.180	22.099	16.322	16.541
4	10:29:08.430	54.782		22.014	16.290	16.478
5	10:30:04.206	55.776	+0.994	21.933	17.164	16.679

Lap	Time of Day	Lap Tm	Diff	S1 Tm	S2 Tm	S3 Tm
(223) Wesley DE GOEIJ						
1	10:26:16.162	1:01.991	+7.191	25.781	18.227	17.983
2	10:27:13.385	57.223	+2.423	22.711	17.329	17.183
3	10:28:09.527	56.142	+1.342	22.890	16.616	16.636
4	10:29:04.327	54.800		22.025	16.209	16.566
5	10:29:59.328	55.001	+0.201	22.089	16.250	16.662
6	10:30:54.161	54.833	+0.033	22.052	16.258	16.523

Lap	Time of Day	Lap Tm	Diff	S1 Tm	S2 Tm	S3 Tm
(253) Dinand DE VOS						
1	10:26:26.225	1:05.476	+10.634	29.487	18.557	17.432
2	10:27:22.454	56.229	+1.387	22.909	16.614	16.706
3	10:28:17.909	55.455	+0.613	22.321	16.523	16.611
4	10:29:13.130	55.221	+0.379	22.445	16.286	16.490
5	10:30:07.972	54.842		22.133	16.266	16.443

Lap	Time of Day	Lap Tm	Diff	S1 Tm	S2 Tm	S3 Tm
(362) Alex MACHADO						
1	10:26:21.171	1:01.823	+6.949	26.438	18.118	17.267
2	10:27:16.955	55.784	+0.910	22.567	16.553	16.664
3	10:28:12.048	55.093	+0.219	22.192	16.354	16.547
4	10:29:06.922	54.874		22.095	16.224	16.555
5	10:30:02.312	55.390	+0.516	22.054	16.307	17.029

IAME Series Benelux Round 4 Genk
X30 Senior
Genk 1,360 Km
Qualifying Practice group 4
16.08.2024 10:40
-NEW-
Qualifying (5:00 Time) started at 10:40:00

Pos	No.	Name	Nat	Chassis	Raceteam	Laps	Best Tm	Diff	Gap	In Lap	km/h
1	265	Alessandro TUDISCA	BEL	Kosmic	Rsd Karting	6	54.163			4	90,394
2	368	Milan MARCZAK	NLD	Falcon	DFK	6	54.252	0.089	0.089	4	90,246
3	288	Tristan KROONE	NLD	TD Kart	Privateer	5	54.406	0.243	0.154	5	89,990
4	302	Lauritz SACHSE	DNK	Falcon	Falcon racing team	6	54.410	0.247	0.004	5	89,983
5	259	Simon LACROIX	BEL	Kosmic	Rsd Karting	6	54.410	0.247		6	89,983
6	353	Tobias NORMANN	DNK	Tony-Kart	Ravet Racing Team	6	54.430	0.267	0.020	6	89,950
7	284	Mika VOS	NLD	Kosmic	Fusion Motorsport Benelu	6	54.432	0.269	0.002	6	89,947
8	294	Georges NASSAR	ARE	KR	Victory Lane	6	54.502	0.339	0.070	5	89,832
9	312	Jens BEEUSAERT	BEL	Falcon	DFK	6	54.510	0.347	0.008	6	89,818
10	385	Vilmer SVAHN	SWE	Croc Promo	Croc Promotion	5	54.571	0.408	0.061	5	89,718
11	241	Mirco WOUTERS	BEL	Tony-Kart	EGP Racing Team	6	54.606	0.443	0.035	4	89,660
12	273	Kyano WELLENS	BEL	Tony-Kart	EGP Racing Team	5	54.613	0.450	0.007	5	89,649
13	358	Cristian BIASATTI	ITA	TB Kart	Tb Kart	6	54.616	0.453	0.003	3	89,644
14	297	Luis ESSER	DEU	Tony-Kart	Privateer	5	54.660	0.497	0.044	5	89,572
15	334	Suleiman ZANFARI	MAR	KR	Vdk	5	54.672	0.509	0.012	5	89,552
16	310	Siebe WIJMA	NLD	Praga	OW karting	5	54.714	0.551	0.042	4	89,483
17	255	Julian KAMEN	NLD	KR	KBK COMPETITION	6	54.715	0.552	0.001	6	89,482
18	325	Quentin DAPOIGNY	FRA	Kosmic	Privateer	6	54.718	0.555	0.003	4	89,477
19	377	Torben GROEHND AHL	DEU	KR	CV Performance Group	6	54.744	0.581	0.026	5	89,434
20	366	Raphaël LEENDERS	BEL	Kosmic	Rsd Karting	6	54.757	0.594	0.013	5	89,413
21	257	Hugo BESSON	FRA	KR	Vdk	6	54.826	0.663	0.069	6	89,301
22	258	Aaron FERRAZZANO	BEL	Kosmic	Eurokarting	6	54.834	0.671	0.008	6	89,288
23	321	Jules VANHULLE	BEL	TD Kart	TD Official Racing Team	5	54.875	0.712	0.041	4	89,221
24	293	Dennis BOUMAN	NLD	Exprit	wjs racing	5	54.899	0.736	0.024	5	89,182
25	322	Sky DEFOURNY	NLD	TD Kart	Delre Racing Team	3	54.905	0.742	0.006	3	89,172
26	271	Carina KRONING	DEU	Tony-Kart	Santamaria Performance	5	55.016	0.853	0.111	5	88,992
27	396	Eric WESS	DEU	Drago Corsi	Dutt Motorsport	5	55.087	0.924	0.071	5	88,878
28	225	Koen DE ROOIJ	NLD	Exprit	wjs racing	5	55.095	0.932	0.008	4	88,865
29	324	Livia SAMSON	NLD	Falcon	Falcon racing team	5	56.176	2.013	1.081	5	87,155
Not classified											
DSQ	367	Ruben MOYA	ESP	Pantano	PANTANO RACING TEAM	1	1:12.323			1	67,696

Announcements

 These results are provisional until the conclusion of any judicial and technical matters!
 #367 disqualified / technical not conform

IAME Series Benelux Round 4 Genk

X30 Senior

Genk 1,360 Km

Qualifying Practice group 4

16.08.2024 10:40

Qualifying (5:00 Time) started at 10:40:00

Lap	Time of Day	Lap Tm	Diff	S1 Tm	S2 Tm	S3 Tm
(265) Alessandro TUDISCA						
1	10:41:16.075	1:00.184	+6.021	25.348	17.709	17.127
2	10:42:11.470	55.395	+1.232	22.471	16.407	16.517
3	10:43:06.184	54.714	+0.551	21.934	16.307	16.473
4	10:44:00.347	54.163		21.770	16.075	16.318
5	10:44:54.897	54.550	+0.387	21.792	16.303	16.455
6	10:45:49.226	54.329	+0.166	21.867	16.067	16.395
(368) Milan MARCZAK						
1	10:41:18.232	1:01.095	+6.843	26.204	17.965	16.926
2	10:42:13.292	55.060	+0.808	22.224	16.374	16.462
3	10:43:07.685	54.393	+0.141	21.895	16.099	16.399
4	10:44:01.937	54.252		21.834	16.072	16.346
5	10:44:56.260	54.323	+0.071	21.837	16.066	16.420
6	10:45:50.620	54.360	+0.108	21.879	16.084	16.397
(288) Tristan KROONE						
1	10:41:23.849	1:03.488	+9.082	26.074	19.144	18.270
2	10:42:23.343	59.494	+5.088	23.747	17.216	18.531
3	10:43:18.404	55.061	+0.655	22.276	16.266	16.519
4	10:44:14.239	55.835	+1.429	23.072	16.272	16.491
5	10:45:08.645	54.406		21.806	16.114	16.486
(302) Lauritz SACHSE						
1	10:41:13.004	1:00.625	+6.215	25.900	17.640	17.085
2	10:42:08.380	55.376	+0.966	22.397	16.382	16.597
3	10:43:03.033	54.653	+0.243	21.993	16.206	16.454
4	10:43:57.550	54.517	+0.107	21.911	16.125	16.481
5	10:44:51.960	54.410		21.917	16.120	16.373
6	10:45:46.461	54.501	+0.091	21.920	16.140	16.441
(259) Simon LACROIX						
1	10:41:14.165	1:01.310	+6.900	26.728	17.538	17.044
2	10:42:09.554	55.389	+0.979	22.327	16.433	16.629
3	10:43:04.837	55.283	+0.873	22.398	16.371	16.514
4	10:43:59.717	54.880	+0.470	22.100	16.255	16.525
5	10:44:54.520	54.803	+0.393	21.926	16.473	16.404
6	10:45:48.930	54.410		21.813	16.064	16.533
(353) Tobias NORMANN						
1	10:41:17.652	1:01.314	+6.884	26.354	17.792	17.168
2	10:42:13.147	55.495	+1.065	22.486	16.332	16.677
3	10:43:08.218	55.071	+0.641	22.326	16.256	16.489
4	10:44:02.778	54.560	+0.130	21.975	16.087	16.498
5	10:44:57.231	54.453	+0.023	21.843	16.125	16.485
6	10:45:51.661	54.430		21.880	16.106	16.444
(284) Mika VOS						
1	10:41:12.835	1:01.041	+6.609	25.958	18.022	17.061
2	10:42:08.445	55.610	+1.178	22.394	16.486	16.730
3	10:43:03.773	55.328	+0.896	22.543	16.329	16.456
4	10:43:58.507	54.734	+0.302	22.133	16.195	16.406
5	10:44:52.966	54.459	+0.027	21.845	16.187	16.427
6	10:45:47.398	54.432		21.921	16.088	16.423
(294) Georges NASSAR						
1	10:41:19.965	1:01.520	+7.018	26.209	17.937	17.374
2	10:42:15.414	55.449	+0.947	22.439	16.483	16.527
3	10:43:10.002	54.588	+0.086	21.916	16.238	16.434
4	10:44:04.820	54.818	+0.316	22.056	16.350	16.412
5	10:44:59.322	54.502		21.859	16.190	16.453
6	10:45:53.867	54.545	+0.043	21.917	16.178	16.450
(312) Jens BEEUSAERT						
1	10:41:20.326	1:01.085	+6.575	26.018	17.921	17.146

Lap	Time of Day	Lap Tm	Diff	S1 Tm	S2 Tm	S3 Tm
2	10:42:16.082	55.756	+1.246	22.618	16.540	16.598
3	10:43:10.780	54.698	+0.188	22.047	16.177	16.474
4	10:44:05.489	54.709	+0.199	21.943	16.350	16.416
5	10:45:00.085	54.596	+0.086	21.917	16.286	16.393
6	10:45:54.595	54.510		21.898	16.157	16.455
(385) Vilmer SVAHN						
1	10:41:27.025	1:05.063	+10.492	27.454	19.725	17.884
2	10:42:23.203	56.178	+1.607	22.968	16.515	16.695
3	10:43:18.066	54.863	+0.292	22.115	16.244	16.504
4	10:44:13.747	55.681	+1.110	22.985	16.221	16.475
5	10:45:08.318	54.571		21.925	16.146	16.500
(241) Mirco WOUTERS						
1	10:41:14.382	59.562	+4.956	25.255	17.436	16.871
2	10:42:09.667	55.285	+0.679	22.427	16.375	16.483
3	10:43:04.599	54.932	+0.326	22.047	16.314	16.571
4	10:43:59.205	54.606		22.015	16.187	16.404
5	10:44:53.894	54.689	+0.083	22.045	16.136	16.508
6	10:45:48.618	54.724	+0.118	22.041	16.161	16.522
(273) Kyano WELLENS						
1	10:41:20.032	1:02.972	+8.359	27.159	18.099	17.714
2	10:42:16.933	56.901	+2.288	23.542	16.598	16.761
3	10:43:12.257	55.324	+0.711	22.451	16.395	16.478
4	10:44:07.001	54.744	+0.131	21.927	16.354	16.463
5	10:45:01.614	54.613		21.932	16.207	16.474
(358) Cristian BIASATTI						
1	10:41:15.068	59.888	+5.272	25.549	17.304	17.035
2	10:42:10.440	55.372	+0.756	22.479	16.387	16.506
3	10:43:05.056	54.616		21.929	16.172	16.515
4	10:44:00.124	55.068	+0.452	22.367	16.285	16.416
5	10:44:55.270	55.146	+0.530	21.753	16.638	16.755
6	10:45:49.886	54.616		22.050	16.163	16.403
(297) Luis ESSER						
1	10:41:25.473	1:01.151	+6.491	25.829	17.995	17.327
2	10:42:22.799	57.326	+2.666	22.731	17.633	16.962
3	10:43:17.871	55.072	+0.412	22.179	16.379	16.514
4	10:44:12.663	54.792	+0.132	22.008	16.234	16.550
5	10:45:07.323	54.660		21.874	16.190	16.596
(334) Suleiman ZANFARI						
1	10:41:27.983	1:04.617	+9.945	26.667	19.543	18.407
2	10:42:24.910	56.927	+2.255	23.027	16.969	16.931
3	10:43:20.048	55.138	+0.466	22.220	16.368	16.550
4	10:44:15.061	55.013	+0.341	22.075	16.285	16.653
5	10:45:09.733	54.672		21.971	16.218	16.483
(310) Siebe WIJMA						
1	10:41:21.507	1:02.832	+8.118	26.824	18.774	17.234
2	10:42:16.975	55.468	+0.754	22.444	16.456	16.568
3	10:43:13.670	56.695	+1.981	23.418	16.646	16.631
4	10:44:08.384	54.714		22.077	16.206	16.431
5	10:45:03.203	54.819	+0.105	22.095	16.211	16.513
(255) Julian KAMEN						
1	10:41:17.177	1:00.783	+6.068	25.873	17.818	17.092
2	10:42:12.680	55.503	+0.788	22.505	16.419	16.579
3	10:43:07.559	54.879	+0.164	22.028	16.304	16.547
4	10:44:02.460	54.901	+0.186	22.236	16.213	16.452
5	10:44:57.399	54.939	+0.224	22.010	16.379	16.550
6	10:45:52.114	54.715		22.022	16.217	16.476
(325) Quentin DAPOIGNY						

Timekeeping Meik Wagner:



Clerk of the course Thomas Lainer:

Steward (Chairman) Wim Cools:

Chief Scrutineer Liam van de Wouwer:

www.mylaps.com

Licensed to: MW Racec Consulting

Printed: 16.08.2024 11:41:43

posted at:

h

IAME Series Benelux Round 4 Genk

X30 Senior

Genk 1,360 Km

Qualifying Practice group 4

16.08.2024 10:40

Qualifying (5:00 Time) started at 10:40:00

Lap	Time of Day	Lap Tm	Diff	S1 Tm	S2 Tm	S3 Tm
1	10:41:13.267	1:00.665	+5.947	26.098	17.385	17.182
2	10:42:09.254	55.987	+1.269	22.897	16.455	16.635
3	10:43:04.331	55.077	+0.359	22.077	16.473	16.527
4	10:43:59.049	54.718		21.986	16.235	16.497
5	10:44:54.991	55.942	+1.224	22.269	16.941	16.732
6	10:45:49.806	54.815	+0.097	22.118	16.190	16.507

Lap	Time of Day	Lap Tm	Diff	S1 Tm	S2 Tm	S3 Tm
1	10:41:19.639	1:02.802	+7.715	27.250	17.932	17.620
2	10:42:16.527	56.888	+1.801	23.137	16.792	16.959
3	10:43:12.853	56.326	+1.239	23.000	16.625	16.701
4	10:44:08.053	55.200	+0.113	22.223	16.324	16.653
5	10:45:03.140	55.087		22.134	16.332	16.621

(377) Torben GROEHNDAHL

1	10:41:14.798	1:01.445	+6.701	26.357	17.878	17.210
2	10:42:11.098	56.300	+1.556	22.850	16.719	16.731
3	10:43:06.084	54.986	+0.242	22.147	16.302	16.537
4	10:44:00.934	54.850	+0.106	22.170	16.236	16.444
5	10:44:55.678	54.744		21.973	16.258	16.513
6	10:45:50.423	54.745	+0.001	21.985	16.237	16.523

(225) Koen DE ROOIJ

1	10:41:20.713	1:01.933	+6.838	26.562	18.171	17.200
2	10:42:16.706	55.993	+0.898	22.630	16.552	16.811
3	10:43:11.845	55.139	+0.044	22.239	16.307	16.593
4	10:44:06.940	55.095		22.170	16.318	16.607
5	10:45:02.287	55.347	+0.252	22.416	16.346	16.585

(366) Raphaël LEENDERS

1	10:41:19.087	1:01.477	+6.720	26.061	18.121	17.295
2	10:42:14.723	55.636	+0.879	22.482	16.498	16.656
3	10:43:09.803	55.080	+0.323	22.166	16.333	16.581
4	10:44:05.250	55.447	+0.690	22.340	16.544	16.563
5	10:45:00.007	54.757		21.911	16.280	16.566
6	10:45:55.026	55.019	+0.262	22.231	16.253	16.535

(324) Livia SAMSON

1	10:41:23.335	1:05.513	+9.337	27.172	19.754	18.587
2	10:42:21.056	57.721	+1.545	23.396	17.132	17.193
3	10:43:17.811	56.755	+0.579	22.855	16.845	17.055
4	10:44:15.362	57.551	+1.375	23.913	16.638	17.000
5	10:45:11.538	56.176		22.602	16.637	16.937

(257) Hugo BESSON

1	10:41:13.440	1:01.177	+6.351	26.711	17.431	17.035
2	10:42:09.031	55.591	+0.765	22.423	16.514	16.654
3	10:43:04.671	55.640	+0.814	22.127	16.761	16.752
4	10:44:00.184	55.513	+0.687	22.368	16.395	16.750
5	10:44:55.338	55.154	+0.328	22.251	16.306	16.597
6	10:45:50.164	54.826		22.075	16.277	16.474

(367) Ruben MOYA

1	10:41:23.705	1:12.323		30.847	20.998	20.478
---	--------------	----------	--	--------	--------	--------

(258) Aaron FERRAZZANO

1	10:41:12.398	1:00.421	+5.587	25.999	17.364	17.058
2	10:42:08.110	55.712	+0.878	22.655	16.383	16.674
3	10:43:03.571	55.461	+0.627	22.711	16.173	16.577
4	10:43:58.814	55.243	+0.409	22.476	16.176	16.591
5	10:44:54.313	55.499	+0.665	22.581	16.363	16.555
6	10:45:49.147	54.834		22.251	16.053	16.530

(321) Jules VANHULLE

1	10:41:30.847	1:03.883	+9.008	26.705	19.452	17.726
2	10:42:28.926	58.079	+3.204	22.771	16.835	18.473
3	10:43:24.211	55.285	+0.410	22.288	16.412	16.585
4	10:44:19.086	54.875		22.113	16.255	16.507
5	10:45:13.989	54.903	+0.028	22.089	16.260	16.554

(293) Dennis BOUMAN

1	10:41:22.756	1:03.635	+8.736	26.463	19.185	17.987
2	10:42:19.084	56.328	+1.429	22.956	16.685	16.687
3	10:43:14.333	55.249	+0.350	22.278	16.307	16.664
4	10:44:09.353	55.020	+0.121	22.211	16.292	16.517
5	10:45:04.252	54.899		22.017	16.323	16.559

(322) Sky DEFOURNY

1	10:41:16.586	1:00.715	+5.810	25.940	17.687	17.088
2	10:42:12.060	55.474	+0.569	22.475	16.388	16.611
3	10:43:06.965	54.905		22.153	16.259	16.493

(271) Carina KRONING

1	10:41:32.882	1:04.934	+9.918	28.021	19.120	17.793
2	10:42:29.827	56.945	+1.929	22.997	16.974	16.974
3	10:43:25.496	55.669	+0.653	22.217	16.726	16.726
4	10:44:20.811	55.315	+0.299	22.233	16.427	16.655
5	10:45:15.827	55.016		22.025	16.409	16.582

(396) Eric WESS

1	10:41:13.267	1:00.665	+5.947	26.098	17.385	17.182
---	--------------	----------	--------	--------	--------	--------

IAME Benelux Round 4
X30 Senior
Genk
Total Result Qualifying Fast Group / 2nd Fast Group / 3rd Fast Group / 4th Fast Group

Pos.	No.	Firstname	Lastname	Nat.	Chassis	Race Team	Best Time	Quali Group	Pos. In Group	Heat Group
1	269	Clement	OUTRAN	FRA	TB Kart	Tb Kart	54,080	Fast Group	1	A
2	265	Alessandro	TUDISCA	BEL	Kosmic	Rsd Karting	54,163	2nd Fast Group	1	B
3	216	Victor	LOUIS	BEL	Kosmic	Rsd Karting	54,257	3rd Fast Group	1	C
4	244	Patrice	KOWALEWSKI(R)	BEL	TD Kart	Delre Racing Team	54,314	4th Fast Group	1	D
5	357	Roxanne	LANTINGA(R)	NLD	Tony-Kart	Lantinga Racing	54,311	Fast Group	2	E
6	368	Milan	MARCZAK	NLD	Falcon	DFK	54,252	2nd Fast Group	2	F
7	249	Riemer	BLONK	NLD	Croc Promotion	KCR-Racing	54,396	3rd Fast Group	2	G
8	296	Kevin	LANTINGA	NLD	Croc Promotion	Lantinga Racing	54,334	4th Fast Group	2	A
9	375	Marc	LO PICCOLO	FRA	RedSpeed	PB Kart	54,328	Fast Group	3	B
10	288	Tristan	KROONE	NLD	TD Kart	Privateer	54,406	2nd Fast Group	3	C
11	201	Henkie	KALTEREN	NLD	Kosmic	Rsd Karting	54,400	3rd Fast Group	3	D
12	254	Conor	GRANT	IRL	KR	Victory Lane	54,462	4th Fast Group	3	E
13	364	Joseph	SMITH	GBR	KR	Victory Lane	54,336	Fast Group	4	F
14	302	Lauritz	SACHSE	DNK	Falcon	Falcon racing team	54,410	2nd Fast Group	4	G
15	250	Mattiz	MEERSCHAUT	BEL	Croc Promotion	KCR-Racing	54,412	3rd Fast Group	4	A
16	374	Fionn	MC LAUGHLIN	IRL	KR	Vdk	54,486	4th Fast Group	4	B
17	247	Sem	VAN DER HEIJDEN(R)	NLD	Croc Promotion	KCR-Racing	54,387	Fast Group	5	C
18	259	Simon	LACROIX	BEL	Kosmic	Rsd Karting	54,410	2nd Fast Group	5	D
19	270	Thomas	VAN VLIET	NLD	Kosmic	Rsd Karting	54,430	3rd Fast Group	5	E
20	383	Annabelle	BRIAN	NLD	Croc Promotion	KCR-Racing	54,524	4th Fast Group	5	F
21	236	Matthias	VANDEKERCKHOVE	BEL	KR	Victory Lane	54,316	Fast Group	6	G
22	353	Tobias	NORMANN	DNK	Tony-Kart	Ravet Racing Team	54,430	2nd Fast Group	6	A
23	289	Otto	PYYKÖNEN	FIN	Tony-Kart	EGP Racing Team	54,452	3rd Fast Group	6	B
24	238	Enzo	MENENDEZ	FRA	RedSpeed	Renaux Racing Team	54,530	4th Fast Group	6	C
25	203	Florent	DYRDA	LUX	Lando Norris	Eurokarting	54,416	Fast Group	7	D
26	284	Mika	VOS	NLD	Kosmic	Fusion Motorsport Benelux	54,432	2nd Fast Group	7	E
27	248	Roméo	ROUSSEL	FRA	KR	PB Kart	54,455	3rd Fast Group	7	F
28	222	Alexi	CONSTANT(R)	BEL	Kosmic	AC Racing	54,554	4th Fast Group	7	G
29	301	Bertram	SACHSE(R)	DNK	Falcon	Falcon racing team	54,424	Fast Group	8	A
30	294	Georges	NASSAR	ARE	KR	Victory Lane	54,502	2nd Fast Group	8	B
31	346	Daan	STEENMAN	NLD	Mad Croc	KCR-Racing	54,479	3rd Fast Group	8	C
32	290	Sam	BALOTA	BEL	Kosmic	Dream Racing	54,605	4th Fast Group	8	D
33	261	Thibauld	GELADE	BEL	Alonso Kart By KR	GEPA RACING	54,429	Fast Group	9	E
34	312	Jens	BEEUSAERT	BEL	Falcon	DFK	54,510	2nd Fast Group	9	F
35	281	Maxime	BLANCHEMAIN	FRA	KR	Victory Lane	54,503	3rd Fast Group	9	G
36	268	Clément	MASSAUX	BEL	Tony-Kart	Ravet Racing Team	54,644	4th Fast Group	9	A
37	330	Illiano	COUTURE	FRA	Kosmic	CG Racing	54,488	Fast Group	10	B
38	385	Vilmer	SVAHN	SWE	Croc Promotion	Croc Promotion	54,571	2nd Fast Group	10	C
39	231	Gaëtan	DEBRABANDERE	BEL	RedSpeed	CG Racing	54,508	3rd Fast Group	10	D
40	224	Angelo	MELI	BEL	Tony-Kart	EGP Racing Team	54,697	4th Fast Group	10	E
41	226	Markus	GLUME	BEL	Lando Norris	Eurokarting	54,506	Fast Group	11	F
42	241	Mirco	WOUTERS	BEL	Tony-Kart	EGP Racing Team	54,606	2nd Fast Group	11	G
43	242	Kyuho	LEE	KOR	Tony-Kart	EGP Racing Team	54,526	3rd Fast Group	11	A
44	266	Tyron	KINARD	BEL	Tony-Kart	Tys Racing	54,730	4th Fast Group	11	B
45	339	Lewis	MACKIE	GBR	Tony-Kart	EGP Racing Team	54,508	Fast Group	12	C

Announcements: These results are provisional until the conclusion of any judicial and technical matters

Clerk of the course Thomas Lainer:

Stewards (Chairman) Wim Cools:

Timekeeping Meik Wagner:



Scrutineer Liam van de Wouwer:

Printed: 16.08.2024 12:22

Posted at: h

IAME Benelux Round 4
X30 Senior
Genk
Total Result Qualifying Fast Group / 2nd Fast Group / 3rd Fast Group

Pos.	No.	Firstname	Lastname	Nat.	Chassis	Race Team	Best Time	Quali Group	Pos. In Group	Heat Group
46	273	Kyano	WELLENS	BEL	Tony-Kart	EGP Racing Team	54,613	2nd Fast Group	12	D
47	214	Yanis	BOUILLEZ	BEL	Kosmic	PJM	54,547	3rd Fast Group	12	E
48	263	Philip	SVENDSEN	NOR	Charles Leclerc	Privateer	54,759	4th Fast Group	12	F
49	397	Beau	HEIJMANS	NLD	Falcon	Falcon racing team	54,543	Fast Group	13	G
50	358	Cristian	BIASATTI	ITA	TB Kart	Tb Kart	54,616	2nd Fast Group	13	A
51	280	Joep	MULLER	NLD	Kosmic	FSR	54,649	3rd Fast Group	13	B
52	264	Max	STORM	NLD	Kosmic	Fusion Motorsport Benelux	54,771	4th Fast Group	13	C
53	212	Delano	WELLENS	BEL	Gillard	KCR-Racing	54,578	Fast Group	14	D
54	297	Luis	ESSER	DEU	Tony-Kart	Privateer	54,660	2nd Fast Group	14	E
55	228	Luca	MONTEBELLO	BEL	Kosmic	Rsd Karting	54,681	3rd Fast Group	14	F
56	376	Maxim	HAROUTOUNIAN	NLD	Falcon	Falcon racing team	54,789	4th Fast Group	14	G
57	207	Noah	MATON	BEL	Kosmic	Rsd Karting	54,588	Fast Group	15	A
58	334	Suleiman	ZANFARI	MAR	KR	Vdk	54,672	2nd Fast Group	15	B
59	215	Esteban	WALGRAEVE	BEL	Kosmic	Rsd Karting	54,682	3rd Fast Group	15	C
60	267	Rhys	NEWBURN	GBR	TB Kart	S8 Racing	54,809	4th Fast Group	15	D
61	202	Taiyo	VLIEGEN(R)	THA	Falcon	Falcon racing team	54,590	Fast Group	16	E
62	310	Siebe	WIJMA	NLD	Praga	OW karting	54,714	2nd Fast Group	16	F
63	342	Cathal	CLARK	GBR	KR	Fusion Motorsport Benelux	54,689	3rd Fast Group	16	G
64	221	Raphaël	DAUW(R)	BEL	Kosmic	CG Racing	54,834	4th Fast Group	16	A
65	275	Jack	NETTLESHIP	GBR	TB Kart	Privateer	54,543	Fast Group	17	B
66	255	Julian	KAMEN	NLD	KR	KBK COMPETITION	54,715	2nd Fast Group	17	C
67	306	Ilyes	PRUVOST	FRA	RedSpeed	Renaux Racing Team	54,777	3rd Fast Group	17	D
68	354	Charly	GLUME	BEL	Lando Norris	Eurokarting	54,852	4th Fast Group	17	E
69	363	Joan	ALUJA OLESTI	ESP	KR	MDC Racing	54,635	Fast Group	18	F
70	325	Quentin	DAPOIGNY	FRA	Kosmic	Privateer	54,718	2nd Fast Group	18	G
71	327	Lukas	HORCICKA(R)	CZE	Alonso Kart By KR	GEPA RACING	54,794	3rd Fast Group	18	A
72	347	Maximiliano	RADECK DA SILVA	FRA	KR	Victory Lane	54,919	4th Fast Group	18	B
73	307	Andrea	PIROVANO	ITA	TB Kart	TBKART	54,660	Fast Group	19	C
74	377	Torben	GROEHNDAHL	DEU	KR	CV Performance Group	54,744	2nd Fast Group	19	D
75	285	Roberto	BAAS	BEL	Expriit	wjs racing	54,795	3rd Fast Group	19	E
76	235	CJ	BENNETT	IRL	KR	Victory Lane	54,964	4th Fast Group	19	F
77	308	Louka	MOULARD(R)	BEL	Tony-Kart	MCK Racing	54,721	Fast Group	20	G
78	366	Raphaël	LEENDERS	BEL	Kosmic	Rsd Karting	54,757	2nd Fast Group	20	A
79	341	Casper	NORMANN	DNK	Kosmic	Ravet Racing Team	54,858	3rd Fast Group	20	B
80	240	Luke	TAYLOR	GBR	Lando Norris	Premium Karting	54,981	4th Fast Group	20	C
81	356	Leonardo	LONGONI	ITA	TB Kart	Tb Kart	54,744	Fast Group	21	D
82	257	Hugo	BESSON	FRA	KR	Vdk	54,826	2nd Fast Group	21	E
83	317	Kevin	BAKKER	NLD	Falcon	Falcon racing team	54,870	3rd Fast Group	21	F
84	246	Mattéo	VAN DE KERCHOVE	BEL	KR	Vdk	55,004	4th Fast Group	21	G
85	333	Maxim	VANSCHOENWINKEL	BEL	KR	Victory Lane	54,782	Fast Group	22	A
86	258	Aaron	FERRAZZANO	BEL	Kosmic	Eurokarting	54,834	2nd Fast Group	22	B
87	340	ThibEAU	WIJERS	NLD	CRG	DFK	54,921	3rd Fast Group	22	C
88	217	Tess	VERSCHOOR	NLD	Croc Promotion	KCR-Racing	55,016	4th Fast Group	22	D
89	223	Wesley	DE GOEIJ	NLD	Croc Promotion	KCR-Racing	54,800	Fast Group	23	E
90	321	Jules	VANHULLE	BEL	TD Kart	TD Official Racing Team	54,875	2nd Fast Group	23	F

Announcements: These results are provisional until the conclusion of any judicial and technical matters

Clerk of the course Thomas Lainer:

Stewards (Chairman) Wim Cools:

Timekeeping Meik Wagner:



Scrutineer Liam van de Wouwer:

Printed: 16.08.2024 12:22

Posted at: h

IAME Benelux Round 4
X30 Senior
Genk
Total Result Qualifying Fast Group / 2nd Fast Group / 3rd Fast Group

Pos.	No.	Firstname	Lastname	Nat.	Chassis	Race Team	Best Time	Quali Group	Pos. In Group	Heat Group
91	279	Siebe	PAGNAER	BEL	TD Kart	TD Official Racing Team	54,971	3rd Fast Group	23	G
92	351	VAN DUJVENVOORDE	Yiroh	NLD	Lando Norris	Young Driver Academy	55,032	4th Fast Group	23	A
93	253	Dinand	DE VOS	BEL	KR	Privateer	54,842	Fast Group	24	B
94	293	Dennis	BOUMAN	NLD	Exprit	wjs racing	54,899	2nd Fast Group	24	C
95	318	Marius	BARRY-BERG	NOR	KR	Vdk	55,058	3rd Fast Group	24	D
96	398	Lluis	TORT MAS	ESP	Gillard	AUTO CLUB RC2 VALLÈS	55,096	4th Fast Group	24	E
97	362	Alex	MACHADO	AND	TB Kart	Tb Kart	54,874	Fast Group	25	F
98	322	Sky	DEFOURNY	NLD	TD Kart	Delre Racing Team	54,905	2nd Fast Group	25	G
99	319	Kayne	INCE(R)	NLD	Praga	OW karting	55,262	3rd Fast Group	25	A
100	287	Rinse	VOS	NLD	Kosmic	Fusion Motorsport Benelux	55,115	4th Fast Group	25	B
101	303	Christopher	BINGHAM	GBR	Gillard	S8 Racing	54,879	Fast Group	26	C
102	271	Carina	KRONING	DEU	Tony-Kart	Santamaria Performance	55,016	2nd Fast Group	26	D
103	208	Ellie	DAX(R)	LUX	Kosmic	CG Racing	54,964	3rd Fast Group	26	E
104	343	Emmanouil	LIODAKIS	GRC	KR	Victory Lane	55,163	4th Fast Group	26	F
105	355	Alessandro	BIGI	ARE	KR	Victory Lane	55,039	Fast Group	27	G
106	396	Eric	WESS	DEU	Drago Corse	Dutt Motorsport	55,087	2nd Fast Group	27	A
107	286	Ruby	VERLINDEN	BEL	Kosmic	EGP Racing Team	55,467	3rd Fast Group	27	B
108	262	Roan	VAN DE KERKHOF	NLD	Formula K	Scuderia 24/7	55,273	4th Fast Group	27	C
109	320	Emma	WEINREICH	DNK	Kosmic	Ravet Racing Team	55,112	Fast Group	28	D
110	225	Koen	DE ROOIJ	NLD	Exprit	wjs racing	55,095	2nd Fast Group	28	E
111	200	Anne-Charlotte	ANTUORO	FRA	Tony-Kart	DG KART	55,485	3rd Fast Group	28	F
112	344	Luis	AGUIAR CARDOSO	PRT	KR	Vdk	55,333	4th Fast Group	28	G
113	378	Carl	LUTTHART	DEU	Falcon	Falcon racing team	55,330	Fast Group	29	A
114	324	Livia	SAMSON	NLD	Falcon	Falcon racing team	56,176	2nd Fast Group	29	B
115	384	Victor	AEGERTER	FRA	Croc Promotion	Croc Promotion	55,518	3rd Fast Group	29	C
116	219	Ollie	MEURS	NLD	Falcon	Falcon racing team	55,390	4th Fast Group	29	D
117	204	Emmilio	VANOVERBERGHE	BEL	Tony-Kart	EGP Racing Team	55,342	Fast Group	30	E
118	370	Rosanne	DEN DRIJVER	NLD	Falcon	Falcon racing team	56,542	3rd Fast Group	30	F
119	345	Sofia	ZANFARI	MAR	KR	Victory Lane	55,540	4th Fast Group	30	G
120	338	Luna	CLERET	FRA	Pantano	PANTANO RACING TEAM	54,625	Fast Group	DSQ	A
121	367	Ruben	MOYA	ESP	Pantano	PANTANO RACING TEAM	1:12,323	2nd Fast Group	DSQ	B
122	274	Miguel	SILVA	PRT	Pantano	PANTANO RACING TEAM	55,453	3rd Fast Group	DSQ	C
123	372	Andy	RATEL	FRA	Pantano	PANTANO RACING TEAM	54,435	4th Fast Group	DSQ	D

Announcements: These results are provisional until the conclusion of any judicial and technical matters

Clerk of the course Thomas Lainer:

Stewards (Chairman) Wim Cools:

Timekeeping Meik Wagner:



Scrutineer Liam van de Wouwer:

Printed: 16.08.2024 12:22

Posted at: h

Heat organization
IAME Benelux Round 4
Genk
X30 Senior Group A

Group	Pos	No.	Firstname	Lastname	Class	Overall BestTm
Group A	1	269	Clement	OUTRAN	X30 Senior	54,080
Group A	8	296	Kevin	LANTINGA	X30 Senior	54,334
Group A	15	250	Mattiz	MEERSCHAUT	X30 Senior	54.412
Group A	22	353	Tobias	NORMANN	X30 Senior	54,430
Group A	29	301	Bertram	SACHSE(R)	X30 Senior	54,424
Group A	36	268	Clément	MASSAUX	X30 Senior	54,644
Group A	43	242	Kyuhō	LEE	X30 Senior	54.526
Group A	50	358	Cristian	BIASATTI	X30 Senior	54,616
Group A	57	207	Noah	MATON	X30 Senior	54,588
Group A	64	221	Raphaël	DAUW(R)	X30 Senior	54,834
Group A	71	327	Lukas	HORCICKA(R)	X30 Senior	54.794
Group A	78	366	Raphaël	LEENDERS	X30 Senior	54,757
Group A	85	333	Maxim	VANSCHOENWIN	X30 Senior	54,782
Group A	92	351	VAN DUIJVENVOOF	Yiroh	X30 Senior	55,032
Group A	99	319	Kayne	INCE(R)	X30 Senior	55.262
Group A	106	396	Eric	WESS	X30 Senior	55,087
Group A	113	378	Carl	LUTTHART	X30 Senior	55,330
Group A	120	338	Luna	CLERET	X30 Senior	54,625



Clerk of the course Thomas Lainer:

Stewards (Chairman) Wim Cools:

Scrutineer Liam van de Wouwer:

Timekeeping Meik Wagner:

Printed: 16.08.2024 12:22

Posted at: h

Heat organization
IAME Benelux Round 4
Genk
X30 Senior Group B

Group	Pos	No.	Firstname	Lastname	Class	Overall BestTm
Group B	2	265	Alessandro	TUDISCA	X30 Senior	54,163
Group B	9	375	Marc	LO PICCOLO	X30 Senior	54,328
Group B	16	374	Fionn	MC LAUGHLIN	X30 Senior	54,486
Group B	23	289	Otto	PYYKÖNEN	X30 Senior	54.452
Group B	30	294	Georges	NASSAR	X30 Senior	54,502
Group B	37	330	Illiano	COUTURE	X30 Senior	54,488
Group B	44	266	Tyron	KINARD	X30 Senior	54,730
Group B	51	280	Joep	MULLER	X30 Senior	54.649
Group B	58	334	Suleiman	ZANFARI	X30 Senior	54,672
Group B	65	275	Jack	NETTLESHIP	X30 Senior	54,543
Group B	72	347	Maximiliano	RADECK DA SILV	X30 Senior	54,919
Group B	79	341	Casper	NORMANN	X30 Senior	54.858
Group B	86	258	Aaron	FERRAZZANO	X30 Senior	54,834
Group B	93	253	Dinand	DE VOS	X30 Senior	54,842
Group B	100	287	Rinse	VOS	X30 Senior	55,115
Group B	107	286	Ruby	VERLINDEN	X30 Senior	55.467
Group B	114	324	Livia	SAMSON	X30 Senior	56,176
Group B	121	367	Ruben	MOYA	X30 Senior	1:12.323



Clerk of the course Thomas Lainer:

Stewards (Chairman) Wim Cools:

Scrutineer Liam van de Wouwer:

Timekeeping Meik Wagner:

Printed: 16.08.2024 12:22

Posted at: h

Heat organization
IAME Benelux Round 4
Genk
X30 Senior Group C

Group	Pos	No.	Firstname	Lastname	Class	Overall BestTm
Group C	3	216	Victor	LOUIS	X30 Senior	54.257
Group C	10	288	Tristan	KROONE	X30 Senior	54,406
Group C	17	247	Sem	VAN DER HEIJDE	X30 Senior	54,387
Group C	24	238	Enzo	MENENDEZ	X30 Senior	54,530
Group C	31	346	Daan	STEENMAN	X30 Senior	54.479
Group C	38	385	Vilmer	SVAHN	X30 Senior	54,571
Group C	45	339	Lewis	MACKIE	X30 Senior	54,508
Group C	52	264	Max	STORM	X30 Senior	54,771
Group C	59	215	Esteban	WALGRAEVE	X30 Senior	54.682
Group C	66	255	Julian	KAMEN	X30 Senior	54,715
Group C	73	307	Andrea	PIROVANO	X30 Senior	54,660
Group C	80	240	Luke	TAYLOR	X30 Senior	54,981
Group C	87	340	ThibEAU	WIJERS	X30 Senior	54.921
Group C	94	293	Dennis	BOUMAN	X30 Senior	54,899
Group C	101	303	Christopher	BINGHAM	X30 Senior	54,879
Group C	108	262	Roan	VAN DE KERKHO	X30 Senior	55,273
Group C	115	384	Victor	AEGERTER	X30 Senior	55.518
Group C	122	274	Miguel	SILVA	X30 Senior	55.453



Clerk of the course Thomas Lainer:

Stewards (Chairman) Wim Cools:

Scrutineer Liam van de Wouwer:

Timekeeping Meik Wagner:

Printed: 16.08.2024 12:22

posted at: h

Heat organization
IAME Benelux Round 4
Genk
X30 Senior Group D

Group	Pos	No.	Firstname	Lastname	Class	Overall BestTm
Group D	4	244	Patrice	KOWALEWSKI(R)	X30 Senior	54,314
Group D	11	201	Henkie	KALTEREN	X30 Senior	54.400
Group D	18	259	Simon	LACROIX	X30 Senior	54,410
Group D	25	203	Florent	DYRDA	X30 Senior	54,416
Group D	32	290	Sam	BALOTA	X30 Senior	54,605
Group D	39	231	Gaëtan	DEBRABANDERE	X30 Senior	54.508
Group D	46	273	Kyano	WELLENS	X30 Senior	54,613
Group D	53	212	Delano	WELLENS	X30 Senior	54,578
Group D	60	267	Rhys	NEWBURN	X30 Senior	54,809
Group D	67	306	Ilyes	PRUVOST	X30 Senior	54,777
Group D	74	377	Torben	GROEHNDAHL	X30 Senior	54,744
Group D	81	356	Leonardo	LONGONI	X30 Senior	54,744
Group D	88	217	Tess	VERSCHOOR	X30 Senior	55,016
Group D	95	318	Marius	BARRY-BERG	X30 Senior	55.058
Group D	102	271	Carina	KRONING	X30 Senior	55,016
Group D	109	320	Emma	WEINREICH	X30 Senior	55,112
Group D	116	219	Ollie	MEURS	X30 Senior	55,390
Group D	123	372	Andy	RATEL	X30 Senior	54,435



Clerk of the course Thomas Lainer:

Stewards (Chairman) Wim Cools:

Scrutineer Liam van de Wouwer:

Timekeeping Meik Wagner:

Printed: 16.08.2024 12:22

posted at: h

Heat organization
IAME Benelux Round 4
Genk
X30 Senior Group E

Group	Pos	No.	Firstname	Lastname	Class	Overall BestTm
Group E	5	357	Roxanne	LANTINGA(R)	X30 Senior	54,311
Group E	12	254	Conor	GRANT	X30 Senior	54,462
Group E	19	270	Thomas	VAN VLIET	X30 Senior	54.430
Group E	26	284	Mika	VOS	X30 Senior	54,432
Group E	33	261	Thibauld	GELADE	X30 Senior	54,429
Group E	40	224	Angelo	MELI	X30 Senior	54,697
Group E	47	214	Yanis	BOUILLEZ	X30 Senior	54.547
Group E	54	297	Luis	ESSER	X30 Senior	54,660
Group E	61	202	Taiyo	VLIEGEN(R)	X30 Senior	54,590
Group E	68	354	Charly	GLUME	X30 Senior	54,852
Group E	75	285	Roberto	BAAS	X30 Senior	54.795
Group E	82	257	Hugo	BESSON	X30 Senior	54,826
Group E	89	223	Wesley	DE GOEIJ	X30 Senior	54,800
Group E	96	398	Lluis	TORT MAS	X30 Senior	55,096
Group E	103	208	Ellie	DAX(R)	X30 Senior	54.964
Group E	110	225	Koen	DE ROOIJ	X30 Senior	55,095
Group E	117	204	Emmilio	VANOVERBERGH	X30 Senior	55,342



Clerk of the course Thomas Lainer:

Stewards (Chairman) Wim Cools:

Scrutineer Liam van de Wouwer:

Timekeeping Meik Wagner:

Printed: 16.08.2024 12:22

posted at: h

Heat organization
IAME Benelux Round 4
Genk
X30 Senior Group F

Group	Pos	No.	Firstname	Lastname	Class	Overall BestTm
Group F	6	368	Milan	MARCZAK	X30 Senior	54,252
Group F	13	364	Joseph	SMITH	X30 Senior	54,336
Group F	20	383	Annabelle	BRIAN	X30 Senior	54,524
Group F	27	248	Roméo	ROUSSEL	X30 Senior	54.455
Group F	34	312	Jens	BEEUSAERT	X30 Senior	54,510
Group F	41	226	Markus	GLUME	X30 Senior	54,506
Group F	48	263	Philip	SVENDSEN	X30 Senior	54,759
Group F	55	228	Luca	MONTEBELLO	X30 Senior	54.681
Group F	62	310	Siebe	WIJMA	X30 Senior	54,714
Group F	69	363	Joan	ALUJA OLESTI	X30 Senior	54,635
Group F	76	235	CJ	BENNETT	X30 Senior	54,964
Group F	83	317	Kevin	BAKKER	X30 Senior	54.870
Group F	90	321	Jules	VANHULLE	X30 Senior	54,875
Group F	97	362	Alex	MACHADO	X30 Senior	54,874
Group F	104	343	Emmanouil	LIODAKIS	X30 Senior	55,163
Group F	111	200	Anne-Charlotte	ANTUORO	X30 Senior	55.485
Group F	118	370	Rosanne	DEN DRIJVER	X30 Senior	56.542



Clerk of the course Thomas Lainer:

Stewards (Chairman) Wim Cools:

Scrutineer Liam van de Wouwer:

Timekeeping Meik Wagner:

Printed: 16.08.2024 12:22

posted at: h

Heat organization
IAME Benelux Round 4
Genk
X30 Senior Group G

Group	Pos	No.	Firstname	Lastname	Class	Overall BestTm
Group G	7	249	Riemer	BLONK	X30 Senior	54.396
Group G	14	302	Lauritz	SACHSE	X30 Senior	54,410
Group G	21	236	Matthias	VANDEKERCKHC	X30 Senior	54,316
Group G	28	222	Alexi	CONSTANT(R)	X30 Senior	54,554
Group G	35	281	Maxime	BLANCHEMAIN	X30 Senior	54.503
Group G	42	241	Mirco	WOUTERS	X30 Senior	54,606
Group G	49	397	Beau	HEIJMANS	X30 Senior	54,543
Group G	56	376	Maxim	HAROUTOUNIAN	X30 Senior	54,789
Group G	63	342	Cathal	CLARK	X30 Senior	54.689
Group G	70	325	Quentin	DAPOIGNY	X30 Senior	54,718
Group G	77	308	Louka	MOULARD(R)	X30 Senior	54,721
Group G	84	246	Mattéo	VAN DE KERCHO	X30 Senior	55,004
Group G	91	279	Siebe	PAGNAER	X30 Senior	54.971
Group G	98	322	Sky	DEFOURNY	X30 Senior	54,905
Group G	105	355	Alessandro	BIGI	X30 Senior	55,039
Group G	112	344	Luis	AGUIAR CARDOS	X30 Senior	55,333
Group G	119	345	Sofia	ZANFARI	X30 Senior	55,540



Clerk of the course Thomas Lainer:


Stewards (Chairman) Wim Cools:

Scrutineer Liam van de Wouwer:

Timekeeping Meik Wagner:

Printed: 16.08.2024 12:22

posted at: h



IAME Benelux Round 4
Class: X30 Senior
Date/Time: 16.08.2024 12:30

Track: Genk
Heat: Heat 1 F-G
Laps: 10 minutes + 1 lap

Edition 1

	35		18		36
Rosanne DEN DRIJVER	370	Group F 56,542	17	Sofia ZANFARI	345 Group G 55,540
	33				34
Anne-Charlotte ANTUORO	200	Group F 55,485	16	Luis AGUIAR CARDOSO	344 Group G 55,333
	31				32
Emmanouil LIOUDAKIS	343	Group F 55,163	15	Alessandro BIGI	355 Group G 55,039
	29				30
Alex MACHADO	362	Group F 54,874	14	Sky DEFOURNY	322 Group G 54,905
	27				28
Jules VANHULLE	321	Group F 54,875	13	Siebe PAGNAER	279 Group G 54,971
	25				26
Kevin BAKKER	317	Group F 54,870	12	Mattéo VAN DE KERCKHOF	246 Group G 55,004
	23				24
CJ BENNETT	235	Group F 54,964	11	Louka MOULARD(R)	308 Group G 54,721
	21				22
Joan ALUJA OLESTI	363	Group F 54,635	10	Quentin DAPOIGNY	325 Group G 54,718
	19				20
Siebe WIJMA	310	Group F 54,714	9	Cathal CLARK	342 Group G 54,689
	17				18
Luca MONTEBELLO	228	Group F 54,681	8	Maxim HAROUTOUNIAN	376 Group G 54,789
	15				16
Philip SVENDSEN	263	Group F 54,759	7	Beau HEIJMANS	397 Group G 54,543
	13				14
Markus GLUME	226	Group F 54,506	6	Mirco WOUTERS	241 Group G 54,606
	11				12
Jens BEEUSAERT	312	Group F 54,510	5	Maxime BLANCHEMAIN	281 Group G 54,503
	9				10
Roméo ROUSSEL	248	Group F 54,455	4	Alexi CONSTANT(R)	222 Group G 54,554
	7				8
Annabelle BRIAN	383	Group F 54,524	3	Matthias VANDEKERCKHOF	236 Group G 54,316
	5				6
Joseph SMITH	364	Group F 54,336	2	Lauritz SACHSE	302 Group G 54,410
	3				4
Milan MARCZAK	368	Group F 54,252	1	Riemer BLONK	249 Group G 54,396
	1		Row		2

Pole Position

Clerk of the course Thomas Lainer:

Scrutineer Liam van de Wouwer:


Stewards (Chairman) Wim Cools:

Timekeeping Meik Wagner:

posted at: h

These results are provisional until the conclusion of any judicial and technical matters

printed 16.08.2024 12:29



IAME Benelux Round 4
Class: X30 Senior
Date/Time: 16.08.2024 12:50

Track: Genk
Heat: Heat 2 D-E
Laps: 10 minutes + 1 lap

Edition 1

Andy RATEL	372	Group D 54,435	18	
	35			36
Ollie MEURS	219	Group D 55,390	17	Emmilio VANOVERBERG
	33			34
Emma WEINREICH	320	Group D 55,112	16	Koen DE ROOIJ
	31			32
Carina KRONING	271	Group D 55,016	15	Ellie DAX(R)
	29			30
Marius BARRY-BERG	318	Group D 55,058	14	Lluís TORT MAS
	27			28
Tess VERSCHOOR	217	Group D 55,016	13	Wesley DE GOEIJ
	25			26
Leonardo LONGONI	356	Group D 54,744	12	Hugo BESSON
	23			24
Torben GROEHND AHL	377	Group D 54,744	11	Roberto BAAS
	21			22
Ilyes PRUVOST	306	Group D 54,777	10	Charly GLUME
	19			20
Rhys NEWBURN	267	Group D 54,809	9	Taiyo VLIEGEN(R)
	17			18
Delano WELLENS	212	Group D 54,578	8	Luis ESSER
	15			16
Kyano WELLENS	273	Group D 54,613	7	Yanis BOUILLEZ
	13			14
Gaëtan DEBRABANDER	231	Group D 54,508	6	Angelo MELI
	11			12
Sam BALOTA	290	Group D 54,605	5	Thibault GELADE
	9			10
Florent DYRDA	203	Group D 54,416	4	Mika VOS
	7			8
Simon LACROIX	259	Group D 54,410	3	Thomas VAN VLIET
	5			6
Henkie KALTEREN	201	Group D 54,400	2	Conor GRANT
	3			4
Patrice KOWALEWSKI(F)	244	Group D 54,314	1	Roxanne LANTINGA(R)
	1		Row	2

Pole Position

Clerk of the course Thomas Lainer:

Scrutineer Liam van de Wouwer:


Stewards (Chairman) Wim Cools:

Timekeeping Meik Wagner:

posted at: h

These results are provisional until the conclusion of any judicial and technical matters

printed 16.08.2024 12:30



IAME Benelux Round 4
Class: X30 Senior
Date/Time: 16.08.2024 13:10

Track: Genk
Heat: Heat 3 B-C
Laps: 10 minutes + 1 lap

Edition 1

Ruben MOYA	367	Group B 1:12.323	18	Miguel SILVA	274	Group C 55.453
	35				36	
Livia SAMSON	324	Group B 56,176	17	Victor AEGERTER	384	Group C 55.518
	33				34	
Ruby VERLINDEN	286	Group B 55.467	16	Roan VAN DE KERKHOF	262	Group C 55,273
	31				32	
Rinse VOS	287	Group B 55,115	15	Christopher BINGHAM	303	Group C 54,879
	29				30	
Dinand DE VOS	253	Group B 54,842	14	Dennis BOUMAN	293	Group C 54,899
	27				28	
Aaron FERRAZZANO	258	Group B 54,834	13	Thibaut WIJERS	340	Group C 54,921
	25				26	
Casper NORMANN	341	Group B 54,858	12	Luke TAYLOR	240	Group C 54,981
	23				24	
Maximiliano RADECK DA SILVA	347	Group B 54,919	11	Andrea PIROVANO	307	Group C 54,660
	21				22	
Jack NETTLESHIP	275	Group B 54,543	10	Julian KAMEN	255	Group C 54,715
	19				20	
Suleiman ZANFARI	334	Group B 54,672	9	Esteban WALGRAEVE	215	Group C 54,682
	17				18	
Joep MULLER	280	Group B 54,649	8	Max STORM	264	Group C 54,771
	15				16	
Tyron KINARD	266	Group B 54,730	7	Lewis MACKIE	339	Group C 54,508
	13				14	
Illiano COUTURE	330	Group B 54,488	6	Vilmer SVAHN	385	Group C 54,571
	11				12	
Georges NASSAR	294	Group B 54,502	5	Daan STEENMAN	346	Group C 54,479
	9				10	
Otto PYYKÖNEN	289	Group B 54,452	4	Enzo MENENDEZ	238	Group C 54,530
	7				8	
Fionn MC LAUGHLIN	374	Group B 54,486	3	Sem VAN DER HEIJDE	247	Group C 54,387
	5				6	
Marc LO PICCOLO	375	Group B 54,328	2	Tristan KROONE	288	Group C 54,406
	3				4	
Alessandro TUDISCA	265	Group B 54,163	1	Victor LOUIS	216	Group C 54,257
	1		Row		2	

Pole Position

Clerk of the course Thomas Lainer:

Stewards (Chairman) Wim Cools:


posted at: h

Scrutineer Liam van de Wouwer:

Timekeeping Meik Wagner:

These results are provisional until the conclusion of any judicial and technical matters

printed 16.08.2024 12:30



IAME Benelux Round 4
Class: X30 Senior
Date/Time: 16.08.2024 14:10

Track: Genk
Heat: Heat 4 A-G
Laps: 10 minutes + 1 lap

Edition 1

Luna CLERET	338	Group A 54,625	18		
	35				36
Carl LUTTHART	378	Group A 55,330	17	Sofia ZANFARI	345 Group G 55,540
	33				34
Eric WESS	396	Group A 55,087	16	Luis AGUIAR CARDO	344 Group G 55,333
	31				32
Kayne INCE(R)	319	Group A 55,262	15	Alessandro BIGI	355 Group G 55,039
	29				30
VAN DUIJVENCKE Yiroh	351	Group A 55,032	14	Sky DEFOURNY	322 Group G 54,905
	27				28
Maxim VANSCHOENWIL	333	Group A 54,782	13	Siebe PAGNAER	279 Group G 54,971
	25				26
Raphaël LEENDERS	366	Group A 54,757	12	Mattéo VAN DE KERCKHOF	246 Group G 55,004
	23				24
Lukas HORCICKA(R)	327	Group A 54,794	11	Louka MOULARD(R)	308 Group G 54,721
	21				22
Raphaël DAUW(R)	221	Group A 54,834	10	Quentin DAPOIGNY	325 Group G 54,718
	19				20
Noah MATON	207	Group A 54,588	9	Cathal CLARK	342 Group G 54,689
	17				18
Cristian BIASATTI	358	Group A 54,616	8	Maxim HAROUTOUNIAN	376 Group G 54,789
	15				16
Kyuho LEE	242	Group A 54,526	7	Beau HEIJMANS	397 Group G 54,543
	13				14
Clément MASSAUX	268	Group A 54,644	6	Mirco WOUTERS	241 Group G 54,606
	11				12
Bertram SACHSE(R)	301	Group A 54,424	5	Maxime BLANCHEMAIN	281 Group G 54,503
	9				10
Tobias NORMANN	353	Group A 54,430	4	Alexi CONSTANT(R)	222 Group G 54,554
	7				8
Mattiz MEERSCHAUT	250	Group A 54,412	3	Matthias VANDEKERCKHOF	236 Group G 54,316
	5				6
Kevin LANTINGA	296	Group A 54,334	2	Lauritz SACHSE	302 Group G 54,410
	3				4
Clement OUTRAN	269	Group A 54,080	1	Riemer BLONK	249 Group G 54,396
	1		Row		2

Pole Position

Clerk of the course Thomas Lainer:

Scrutineer Liam van de Wouwer:


Stewards (Chairman) Wim Cools:

Timekeeping Meik Wagner:

posted at: h

These results are provisional until the conclusion of any judicial and technical matters

printed 16.08.2024 12:30



IAME Benelux Round 4
Class: X30 Senior
Date/Time: 16.08.2024 14:30

Track:
Heat: Heat 5 D-F
Laps: 10 minutes + 1 lap

Edition 1

Andy RATEL	372	Group D 54,435	18	
	35			36
Ollie MEURS	219	Group D 55,390	17	Rosanne DEN DRIJVER
	33			370
Emma WEINREICH	320	Group D 55,112	16	Anne-Charlotte ANTUORO
	31			200
Carina KRONING	271	Group D 55,016	15	Emmanouil LIOUDAKIS
	29			343
Marius BARRY-BERG	318	Group D 55,058	14	Alex MACHADO
	27			362
Tess VERSCHOOR	217	Group D 55,016	13	Jules VANHULLE
	25			321
Leonardo LONGONI	356	Group D 54,744	12	Kevin BAKKER
	23			317
Torben GROEHND AHL	377	Group D 54,744	11	CJ BENNETT
	21			235
Ilyes PRUVOST	306	Group D 54,777	10	Joan ALUJA OLESTI
	19			363
Rhys NEWBURN	267	Group D 54,809	9	Siebe WIJMA
	17			310
Delano WELLENS	212	Group D 54,578	8	Luca MONTEBELLO
	15			228
Kyano WELLENS	273	Group D 54,613	7	Philip SVENDSEN
	13			263
Gaëtan DEBRABANDER	231	Group D 54,508	6	Markus GLUME
	11			226
Sam BALOTA	290	Group D 54,605	5	Jens BEEUSAERT
	9			312
Florent DYRDA	203	Group D 54,416	4	Roméo ROUSSEL
	7			248
Simon LACROIX	259	Group D 54,410	3	Annabelle BRIAN
	5			383
Henkie KALTEREN	201	Group D 54,400	2	Joseph SMITH
	3			364
Patrice KOWALEWSKI(F)	244	Group D 54,314	1	Milan MARCZAK
	1			368

Pole Position

Clerk of the course Thomas Lainer:

Stewards (Chairman) Wim Cools:


posted at: h

Scrutineer Liam van de Wouwer:

Timekeeping Meik Wagner:

These results are provisional until the conclusion of any judicial and technical matters

printed 16.08.2024 12:31



IAME Benelux Round 4
Class: X30 Senior
Date/Time: 16.08.2024 14:50

Track: Genk
Heat: Heat 6 B-E
Laps: 10 minutes + 1 lap

Edition 1

Ruben MOYA	367	Group B 1:12.323	18		
	35				36
Livia SAMSON	324	Group B 56,176	17	Emmilio VANOVERBERG	204 Group E 55,342
	33				34
Ruby VERLINDEN	286	Group B 55,467	16	Koen DE ROOIJ	225 Group E 55,095
	31				32
Rinse VOS	287	Group B 55,115	15	Ellie DAX(R)	208 Group E 54,964
	29				30
Dinand DE VOS	253	Group B 54,842	14	Lluís TORT MAS	398 Group E 55,096
	27				28
Aaron FERRAZZANO	258	Group B 54,834	13	Wesley DE GOEIJ	223 Group E 54,800
	25				26
Casper NORMANN	341	Group B 54,858	12	Hugo BESSON	257 Group E 54,826
	23				24
Maximiliano RADECK DA SIL	347	Group B 54,919	11	Roberto BAAS	285 Group E 54,795
	21				22
Jack NETTLESHIP	275	Group B 54,543	10	Charly GLUME	354 Group E 54,852
	19				20
Suleiman ZANFARI	334	Group B 54,672	9	Taiyo VLIEGEN(R)	202 Group E 54,590
	17				18
Joep MULLER	280	Group B 54,649	8	Luis ESSER	297 Group E 54,660
	15				16
Tyron KINARD	266	Group B 54,730	7	Yanis BOUILLEZ	214 Group E 54,547
	13				14
Illiano COUTURE	330	Group B 54,488	6	Angelo MELI	224 Group E 54,697
	11				12
Georges NASSAR	294	Group B 54,502	5	Thibault GELADE	261 Group E 54,429
	9				10
Otto PYYKÖNEN	289	Group B 54,452	4	Mika VOS	284 Group E 54,432
	7				8
Fionn MC LAUGHLIN	374	Group B 54,486	3	Thomas VAN VLIET	270 Group E 54,430
	5				6
Marc LO PICCOLO	375	Group B 54,328	2	Conor GRANT	254 Group E 54,462
	3				4
Alessandro TUDISCA	265	Group B 54,163	1	Roxanne LANTINGA(R)	357 Group E 54,311
	1		1		2

Pole Position

Row

Clerk of the course Thomas Lainer:

Scrutineer Liam van de Wouwer:


Stewards (Chairman) Wim Cools:

Timekeeping Meik Wagner:

posted at: h

These results are provisional until the conclusion of any judicial and technical matters

printed 16.08.2024 12:31



IAME Benelux Round 4
Class: X30 Senior
Date/Time: 16.08.2024 15:50

Track: Genk
Heat: Heat 7 C-D
Laps: 10 minutes + 1 lap

Edition 1

Miguel SILVA	274	Group C 55.453	18	Andy RATEL	372	Group D 54.435
	35				36	
Victor AEGERTER	384	Group C 55.518	17	Ollie MEURS	219	Group D 55.390
	33				34	
Roan VAN DE KERKHOF	262	Group C 55.273	16	Emma WEINREICH	320	Group D 55.112
	31				32	
Christopher BINGHAM	303	Group C 54.879	15	Carina KRONING	271	Group D 55.016
	29				30	
Dennis BOUMAN	293	Group C 54.899	14	Marius BARRY-BERG	318	Group D 55.058
	27				28	
Thibaut WIJERS	340	Group C 54.921	13	Tess VERSCHOOR	217	Group D 55.016
	25				26	
Luke TAYLOR	240	Group C 54.981	12	Leonardo LONGONI	356	Group D 54.744
	23				24	
Andrea PIROVANO	307	Group C 54.660	11	Torben GROEHND AHL	377	Group D 54.744
	21				22	
Julian KAMEN	255	Group C 54.715	10	Ilyes PRUVOST	306	Group D 54.777
	19				20	
Esteban WALGRAEVE	215	Group C 54.682	9	Rhys NEWBURN	267	Group D 54.809
	17				18	
Max STORM	264	Group C 54.771	8	Delano WELLENS	212	Group D 54.578
	15				16	
Lewis MACKIE	339	Group C 54.508	7	Kyano WELLENS	273	Group D 54.613
	13				14	
Vilmer SVAHN	385	Group C 54.571	6	Gaëtan DEBRABANDER	231	Group D 54.508
	11				12	
Daan STEENMAN	346	Group C 54.479	5	Sam BALOTA	290	Group D 54.605
	9				10	
Enzo MENENDEZ	238	Group C 54.530	4	Florent DYRDA	203	Group D 54.416
	7				8	
Sem VAN DER HEIJDE	247	Group C 54.387	3	Simon LACROIX	259	Group D 54.410
	5				6	
Tristan KROONE	288	Group C 54.406	2	Henkie KALTEREN	201	Group D 54.400
	3				4	
Victor LOUIS	216	Group C 54.257	1	Patrice KOWALEWSKI	244	Group D 54.314
	1		Row		2	

Pole Position

Clerk of the course Thomas Lainer:

Scrutineer Liam van de Wouwer:


Stewards (Chairman) Wim Cools:

Timekeeping Meik Wagner:

posted at: h

These results are provisional until the conclusion of any judicial and technical matters

printed 16.08.2024 12:32



IAME Benelux Round 4
Class: X30 Senior
Date/Time: 16.08.2024 16:10

Track: Genk
Heat: Heat 8 A-F
Laps: 10 minutes + 1 lap

Edition 1

Luna CLERET	338	Group A 54,625	18	
	35			36
Carl LUTTHART	378	Group A 55,330	17	Rosanne DEN DRIJVER
	33			370
Eric WESS	396	Group A 55,087	16	Anne-Charlotte ANTUORO
	31			200
Kayne INCE(R)	319	Group A 55,262	15	Emmanouil LIOUDAKIS
	29			343
VAN DUIJVENVOEDE Yiroh	351	Group A 55,032	14	Alex MACHADO
	27			362
Maxim VANSCHOENWIL	333	Group A 54,782	13	Jules VANHULLE
	25			321
Raphaël LEENDERS	366	Group A 54,757	12	Kevin BAKKER
	23			317
Lukas HORCICKA(R)	327	Group A 54,794	11	CJ BENNETT
	21			235
Raphaël DAUW(R)	221	Group A 54,834	10	Joan ALUJA OLESTI
	19			363
Noah MATON	207	Group A 54,588	9	Siebe WIJMA
	17			310
Cristian BIASATTI	358	Group A 54,616	8	Luca MONTEBELLO
	15			228
Kyuho LEE	242	Group A 54,526	7	Philip SVENDSEN
	13			263
Clément MASSAUX	268	Group A 54,644	6	Markus GLUME
	11			226
Bertram SACHSE(R)	301	Group A 54,424	5	Jens BEEUSAERT
	9			312
Tobias NORMANN	353	Group A 54,430	4	Roméo ROUSSEL
	7			248
Mattiz MEERSCHAUT	250	Group A 54,412	3	Annabelle BRIAN
	5			383
Kevin LANTINGA	296	Group A 54,334	2	Joseph SMITH
	3			364
Clement OUTRAN	269	Group A 54,080	1	Milan MARCZAK
	1			368

Pole Position

Row

Clerk of the course Thomas Lainer:

Stewards (Chairman) Wim Cools:


posted at: h

Scrutineer Liam van de Wouwer:

Timekeeping Meik Wagner:

These results are provisional until the conclusion of any judicial and technical matters

printed 16.08.2024 12:32



IAME Benelux Round 4
Class: X30 Senior
Date/Time: 16.08.2024 16:30

Track: Genk
Heat: Heat 9 B-G
Laps: 10 minutes + 1 lap

Edition 1

Ruben MOYA	367	Group B 1:12.323	18		
	35				36
Livia SAMSON	324	Group B 56,176	17	Sofia ZANFARI	345 Group G 55,540
	33				34
Ruby VERLINDEN	286	Group B 55,467	16	Luis AGUIAR CARDO	344 Group G 55,333
	31				32
Rinse VOS	287	Group B 55,115	15	Alessandro BIGI	355 Group G 55,039
	29				30
Dinand DE VOS	253	Group B 54,842	14	Sky DEFOURNY	322 Group G 54,905
	27				28
Aaron FERRAZZANO	258	Group B 54,834	13	Siebe PAGNAER	279 Group G 54,971
	25				26
Casper NORMANN	341	Group B 54,858	12	Mattéo VAN DE KERCH	246 Group G 55,004
	23				24
Maximiliano RADECK DA SIL	347	Group B 54,919	11	Louka MOULARD(R)	308 Group G 54,721
	21				22
Jack NETTLESHIP	275	Group B 54,543	10	Quentin DAPOIGNY	325 Group G 54,718
	19				20
Suleiman ZANFARI	334	Group B 54,672	9	Cathal CLARK	342 Group G 54,689
	17				18
Joep MULLER	280	Group B 54,649	8	Maxim HAROUTOUNIA	376 Group G 54,789
	15				16
Tyron KINARD	266	Group B 54,730	7	Beau HEIJMANS	397 Group G 54,543
	13				14
Illiano COUTURE	330	Group B 54,488	6	Mirco WOUTERS	241 Group G 54,606
	11				12
Georges NASSAR	294	Group B 54,502	5	Maxime BLANCHEMAIN	281 Group G 54,503
	9				10
Otto PYYKÖNEN	289	Group B 54,452	4	Alexi CONSTANT(R)	222 Group G 54,554
	7				8
Fionn MC LAUGHLIN	374	Group B 54,486	3	Matthias VANDEKERCKH	236 Group G 54,316
	5				6
Marc LO PICCOLO	375	Group B 54,328	2	Lauritz SACHSE	302 Group G 54,410
	3				4
Alessandro TUDISCA	265	Group B 54,163	1	Riemer BLONK	249 Group G 54,396
	1		1		2

Pole Position

Clerk of the course Thomas Lainer:

Scrutineer Liam van de Wouwer:


Stewards (Chairman) Wim Cools:

Timekeeping Meik Wagner:

posted at: h

These results are provisional until the conclusion of any judicial and technical matters

printed 16.08.2024 12:32



IAME Benelux Round 4
Class: X30 Senior
Date/Time: 16.08.2024 17:30

Track: Genk
Heat: Heat 10 C-E
Laps: 10 minutes + 1 lap

Edition 1

Miguel SILVA	274	Group C 55,453	18		
	35				36
Victor AEGERTER	384	Group C 55,518	17	Emmilio VANOVERBERG	204 Group E 55,342
	33				34
Roan VAN DE KERKHOF	262	Group C 55,273	16	Koen DE ROOIJ	225 Group E 55,095
	31				32
Christopher BINGHAM	303	Group C 54,879	15	Ellie DAX(R)	208 Group E 54,964
	29				30
Dennis BOUMAN	293	Group C 54,899	14	Lluís TORT MAS	398 Group E 55,096
	27				28
Thibaut WIJERS	340	Group C 54,921	13	Wesley DE GOEIJ	223 Group E 54,800
	25				26
Luke TAYLOR	240	Group C 54,981	12	Hugo BESSON	257 Group E 54,826
	23				24
Andrea PIROVANO	307	Group C 54,660	11	Roberto BAAS	285 Group E 54,795
	21				22
Julian KAMEN	255	Group C 54,715	10	Charly GLUME	354 Group E 54,852
	19				20
Esteban WALGRAEVE	215	Group C 54,682	9	Taiyo VLIEGEN(R)	202 Group E 54,590
	17				18
Max STORM	264	Group C 54,771	8	Luis ESSER	297 Group E 54,660
	15				16
Lewis MACKIE	339	Group C 54,508	7	Yanis BOUILLEZ	214 Group E 54,547
	13				14
Vilmer SVAHN	385	Group C 54,571	6	Angelo MELI	224 Group E 54,697
	11				12
Daan STEENMAN	346	Group C 54,479	5	Thibault GELADE	261 Group E 54,429
	9				10
Enzo MENENDEZ	238	Group C 54,530	4	Mika VOS	284 Group E 54,432
	7				8
Sem VAN DER HEIJDE	247	Group C 54,387	3	Thomas VAN VLIET	270 Group E 54,430
	5				6
Tristan KROONE	288	Group C 54,406	2	Conor GRANT	254 Group E 54,462
	3				4
Victor LOUIS	216	Group C 54,257	1	Roxanne LANTINGA(R)	357 Group E 54,311
	1		Row		2

Pole Position

Clerk of the course Thomas Lainer:

Stewards (Chairman) Wim Cools:


posted at: h

Scrutineer Liam van de Wouwer:

Timekeeping Meik Wagner:

These results are provisional until the conclusion of any judicial and technical matters

printed 16.08.2024 12:33



IAME Benelux Round 4
Class: X30 Senior
Date/Time: 16.08.2024 17:50

Track: Genk
Heat: Heat 11 A-B
Laps: 10 minutes + 1 lap

Edition 1

Luna CLERET	338	Group A 54,625	18	Ruben MOYA	367	Group B 1:12.323
	35				36	
Carl LUTTHART	378	Group A 55,330	17	Livia SAMSON	324	Group B 56,176
	33				34	
Eric WESS	396	Group A 55,087	16	Ruby VERLINDEN	286	Group B 55,467
	31				32	
Kayne INCE(R)	319	Group A 55,262	15	Rinse VOS	287	Group B 55,115
	29				30	
VAN DUIJVENVOEDE Yiroh	351	Group A 55,032	14	Dinand DE VOS	253	Group B 54,842
	27				28	
Maxim VANSCHOENWIL	333	Group A 54,782	13	Aaron FERRAZZANO	258	Group B 54,834
	25				26	
Raphaël LEENDERS	366	Group A 54,757	12	Casper NORMANN	341	Group B 54,858
	23				24	
Lukas HORCICKA(R)	327	Group A 54,794	11	Maximiliano RADECK DA SIL	347	Group B 54,919
	21				22	
Raphaël DAUW(R)	221	Group A 54,834	10	Jack NETTLESHIP	275	Group B 54,543
	19				20	
Noah MATON	207	Group A 54,588	9	Suleiman ZANFARI	334	Group B 54,672
	17				18	
Cristian BIASATTI	358	Group A 54,616	8	Joep MULLER	280	Group B 54,649
	15				16	
Kyuho LEE	242	Group A 54,526	7	Tyron KINARD	266	Group B 54,730
	13				14	
Clément MASSAUX	268	Group A 54,644	6	Illiano COUTURE	330	Group B 54,488
	11				12	
Bertram SACHSE(R)	301	Group A 54,424	5	Georges NASSAR	294	Group B 54,502
	9				10	
Tobias NORMANN	353	Group A 54,430	4	Otto PYYKÖNEN	289	Group B 54,452
	7				8	
Mattiz MEERSCHAUT	250	Group A 54,412	3	Fionn MC LAUGHLIN	374	Group B 54,486
	5				6	
Kevin LANTINGA	296	Group A 54,334	2	Marc LO PICCOLO	375	Group B 54,328
	3				4	
Clement OUTRAN	269	Group A 54,080	1	Alessandro TUDISCA	265	Group B 54,163
	1		Row		2	

Pole Position

Clerk of the course Thomas Lainer:

Scrutineer Liam van de Wouwer:


Stewards (Chairman) Wim Cools:

Timekeeping Meik Wagner:

posted at: h

These results are provisional until the conclusion of any judicial and technical matters

printed 16.08.2024 12:34



IAME Benelux Round 4
 Class: X30 Senior
 Date/Time: 17.08.2024 09:50

Track: Genk
 Heat: Heat 12 E-G
 Laps: 10 minutes + 1 lap

Edition 1

	35	18		36
Emmilio VANOVERBERG	204	17	Sofia ZANFARI	345
	33			34
Koen DE ROOIJ	225	16	Luis AGUIAR CARDO	344
	31			32
Ellie DAX(R)	208	15	Alessandro BIGI	355
	29			30
Lluís TORT MAS	398	14	Sky DEFOURNY	322
	27			28
Wesley DE GOEIJ	223	13	Siebe PAGNAER	279
	25			26
Hugo BESSON	257	12	Mattéo VAN DE KERCH	246
	23			24
Roberto BAAS	285	11	Louka MOULARD(R)	308
	21			22
Charly GLUME	354	10	Quentin DAPOIGNY	325
	19			20
Taiyo VLIEGEN(R)	202	9	Cathal CLARK	342
	17			18
Luis ESSER	297	8	Maxim HAROUTOUNIA	376
	15			16
Yanis BOUILLEZ	214	7	Beau HEIJMANS	397
	13			14
Angelo MELI	224	6	Mirco WOUTERS	241
	11			12
Thibault GELADE	261	5	Maxime BLANCHEMAIN	281
	9			10
Mika VOS	284	4	Alexi CONSTANT(R)	222
	7			8
Thomas VAN VLIET	270	3	Matthias VANDEKERCKH	236
	5			6
Conor GRANT	254	2	Lauritz SACHSE	302
	3			4
Roxanne LANTINGA(R)	357	1	Riemer BLONK	249
	1	Row		2

Pole Position

Clerk of the course Thomas Lainer:

Scrutineer Liam van de Wouwer:


Stewards (Chairman) Wim Cools:

Timekeeping Meik Wagner:

posted at: h

These results are provisional until the conclusion of any judicial and technical matters

printed 16.08.2024 12:34



IAME Benelux Round 4
Class: X30 Senior
Date/Time: 17.08.2024 10:10

Track: Genk
Heat: Heat 13 A-C
Laps: 10 minutes + 1 lap

Edition 1

Luna CLERET	338	Group A 54,625	18	Miguel SILVA	274	Group C 55,453
	35				36	
Carl LUTTHART	378	Group A 55,330	17	Victor AEGERTER	384	Group C 55,518
	33				34	
Eric WESS	396	Group A 55,087	16	Roan VAN DE KERKHOF	262	Group C 55,273
	31				32	
Kayne INCE(R)	319	Group A 55,262	15	Christopher BINGHAM	303	Group C 54,879
	29				30	
VAN DUIJVENVOED Yiroh	351	Group A 55,032	14	Dennis BOUMAN	293	Group C 54,899
	27				28	
Maxim VANSCHOENWIL	333	Group A 54,782	13	Thibaut WIJERS	340	Group C 54,921
	25				26	
Raphaël LEENDERS	366	Group A 54,757	12	Luke TAYLOR	240	Group C 54,981
	23				24	
Lukas HORCICKA(R)	327	Group A 54,794	11	Andrea PIROVANO	307	Group C 54,660
	21				22	
Raphaël DAUW(R)	221	Group A 54,834	10	Julian KAMEN	255	Group C 54,715
	19				20	
Noah MATON	207	Group A 54,588	9	Esteban WALGRAEVE	215	Group C 54,682
	17				18	
Cristian BIASATTI	358	Group A 54,616	8	Max STORM	264	Group C 54,771
	15				16	
Kyuho LEE	242	Group A 54,526	7	Lewis MACKIE	339	Group C 54,508
	13				14	
Clément MASSAUX	268	Group A 54,644	6	Vilmer SVAHN	385	Group C 54,571
	11				12	
Bertram SACHSE(R)	301	Group A 54,424	5	Daan STEENMAN	346	Group C 54,479
	9				10	
Tobias NORMANN	353	Group A 54,430	4	Enzo MENENDEZ	238	Group C 54,530
	7				8	
Mattiz MEERSCHAUT	250	Group A 54,412	3	Sem VAN DER HEIJDE	247	Group C 54,387
	5				6	
Kevin LANTINGA	296	Group A 54,334	2	Tristan KROONE	288	Group C 54,406
	3				4	
Clement OUTRAN	269	Group A 54,080	1	Victor LOUIS	216	Group C 54,257
	1		Row		2	

Pole Position

Clerk of the course Thomas Lainer:

Scrutineer Liam van de Wouwer:


Stewards (Chairman) Wim Cools:

Timekeeping Meik Wagner:

posted at: h

These results are provisional until the conclusion of any judicial and technical matters

printed 16.08.2024 12:34



IAME Benelux Round 4
Class: X30 Senior
Date/Time: 17.08.2024 10:30

Track: Genk
Heat: Heat 14 B-D
Laps: 10 minutes + 1 lap

Edition 1

Ruben MOYA	367	Group B 1:12.323	18	Andy RATEL	372	Group D 54,435
	35				36	
Livia SAMSON	324	Group B 56,176	17	Ollie MEURS	219	Group D 55,390
	33				34	
Ruby VERLINDEN	286	Group B 55,467	16	Emma WEINREICH	320	Group D 55,112
	31				32	
Rinse VOS	287	Group B 55,115	15	Carina KRONING	271	Group D 55,016
	29				30	
Dinand DE VOS	253	Group B 54,842	14	Marius BARRY-BERG	318	Group D 55,058
	27				28	
Aaron FERRAZZANO	258	Group B 54,834	13	Tess VERSCHOOR	217	Group D 55,016
	25				26	
Casper NORMANN	341	Group B 54,858	12	Leonardo LONGONI	356	Group D 54,744
	23				24	
Maximiliano RADECK DA SIL	347	Group B 54,919	11	Torben GROEHND AHL	377	Group D 54,744
	21				22	
Jack NETTLESHIP	275	Group B 54,543	10	Ilyes PRUVOST	306	Group D 54,777
	19				20	
Suleiman ZANFARI	334	Group B 54,672	9	Rhys NEWBURN	267	Group D 54,809
	17				18	
Joep MULLER	280	Group B 54,649	8	Delano WELLENS	212	Group D 54,578
	15				16	
Tyron KINARD	266	Group B 54,730	7	Kyano WELLENS	273	Group D 54,613
	13				14	
Illiano COUTURE	330	Group B 54,488	6	Gaëtan DEBRABANDER	231	Group D 54,508
	11				12	
Georges NASSAR	294	Group B 54,502	5	Sam BALOTA	290	Group D 54,605
	9				10	
Otto PYYKÖNEN	289	Group B 54,452	4	Florent DYRDA	203	Group D 54,416
	7				8	
Fionn MC LAUGHLIN	374	Group B 54,486	3	Simon LACROIX	259	Group D 54,410
	5				6	
Marc LO PICCOLO	375	Group B 54,328	2	Henkie KALTEREN	201	Group D 54,400
	3				4	
Alessandro TUDISCA	265	Group B 54,163	1	Patrice KOWALEWSKI(F	244	Group D 54,314
	1		1		2	

Pole Position

Row

Clerk of the course Thomas Lainer:

Scrutineer Liam van de Wouwer:


Stewards (Chairman) Wim Cools:

Timekeeping Meik Wagner:

posted at: h

These results are provisional until the conclusion of any judicial and technical matters

printed 16.08.2024 12:35



IAME Benelux Round 4
 Class: X30 Senior
 Date/Time: 17.08.2024 11:30

Track: Genk
 Heat: Heat 15 E-F
 Laps: 10 minutes + 1 lap

Edition 1

	35	18		36		
Emmilio VANOVERBERG	204	Group E 55,342	17	Rosanne DEN DRIJVER	370	Group F 56,542
	33			34		
Koen DE ROOIJ	225	Group E 55,095	16	Anne-Charlotte ANTUORO	200	Group F 55,485
	31			32		
Ellie DAX(R)	208	Group E 54,964	15	Emmanouil LIOUDAKIS	343	Group F 55,163
	29			30		
Lluis TORT MAS	398	Group E 55,096	14	Alex MACHADO	362	Group F 54,874
	27			28		
Wesley DE GOEIJ	223	Group E 54,800	13	Jules VANHULLE	321	Group F 54,875
	25			26		
Hugo BESSON	257	Group E 54,826	12	Kevin BAKKER	317	Group F 54,870
	23			24		
Roberto BAAS	285	Group E 54,795	11	CJ BENNETT	235	Group F 54,964
	21			22		
Charly GLUME	354	Group E 54,852	10	Joan ALUJA OLESTI	363	Group F 54,635
	19			20		
Taiyo VLIEGEN(R)	202	Group E 54,590	9	Siebe WIJMA	310	Group F 54,714
	17			18		
Luis ESSER	297	Group E 54,660	8	Luca MONTEBELLO	228	Group F 54,681
	15			16		
Yanis BOUILLEZ	214	Group E 54,547	7	Philip SVENDSEN	263	Group F 54,759
	13			14		
Angelo MELI	224	Group E 54,697	6	Markus GLUME	226	Group F 54,506
	11			12		
Thibault GELADE	261	Group E 54,429	5	Jens BEEUSAERT	312	Group F 54,510
	9			10		
Mika VOS	284	Group E 54,432	4	Roméo ROUSSEL	248	Group F 54,455
	7			8		
Thomas VAN VLIET	270	Group E 54,430	3	Annabelle BRIAN	383	Group F 54,524
	5			6		
Conor GRANT	254	Group E 54,462	2	Joseph SMITH	364	Group F 54,336
	3			4		
Roxanne LANTINGA(R)	357	Group E 54,311	1	Milan MARCZAK	368	Group F 54,252
	1		Row	2		

Pole Position

Clerk of the course Thomas Lainer:

Stewards (Chairman) Wim Cools:


posted at: h

Scrutineer Liam van de Wouwer:

Timekeeping Meik Wagner:

These results are provisional until the conclusion of any judicial and technical matters

printed 16.08.2024 12:35



IAME Benelux Round 4
Class: X30 Senior
Date/Time: 17.08.2024 11:50

Track: Genk
Heat: Heat 16 C-G
Laps: 10 minutes + 1 lap

Edition 1

Miguel SILVA	274	Group C 55,453	18		
	35				36
Victor AEGERTER	384	Group C 55,518	17	Sofia ZANFARI	345 Group G 55,540
	33				34
Roan VAN DE KERKHOF	262	Group C 55,273	16	Luis AGUIAR CARDO	344 Group G 55,333
	31				32
Christopher BINGHAM	303	Group C 54,879	15	Alessandro BIGI	355 Group G 55,039
	29				30
Dennis BOUMAN	293	Group C 54,899	14	Sky DEFOURNY	322 Group G 54,905
	27				28
Thibaut WIJERS	340	Group C 54,921	13	Siebe PAGNAER	279 Group G 54,971
	25				26
Luke TAYLOR	240	Group C 54,981	12	Mattéo VAN DE KERCKHOF	246 Group G 55,004
	23				24
Andrea PIROVANO	307	Group C 54,660	11	Louka MOULARD(R)	308 Group G 54,721
	21				22
Julian KAMEN	255	Group C 54,715	10	Quentin DAPOIGNY	325 Group G 54,718
	19				20
Esteban WALGRAEVE	215	Group C 54,682	9	Cathal CLARK	342 Group G 54,689
	17				18
Max STORM	264	Group C 54,771	8	Maxim HAROUTOUNIAN	376 Group G 54,789
	15				16
Lewis MACKIE	339	Group C 54,508	7	Beau HEIJMANS	397 Group G 54,543
	13				14
Vilmer SVAHN	385	Group C 54,571	6	Mirco WOUTERS	241 Group G 54,606
	11				12
Daan STEENMAN	346	Group C 54,479	5	Maxime BLANCHEMAIN	281 Group G 54,503
	9				10
Enzo MENENDEZ	238	Group C 54,530	4	Alexi CONSTANT(R)	222 Group G 54,554
	7				8
Sem VAN DER HEIJD	247	Group C 54,387	3	Matthias VANDEKERCKHOF	236 Group G 54,316
	5				6
Tristan KROONE	288	Group C 54,406	2	Lauritz SACHSE	302 Group G 54,410
	3				4
Victor LOUIS	216	Group C 54,257	1	Riemer BLONK	249 Group G 54,396
	1		Row		2

Pole Position

Clerk of the course Thomas Lainer:

Scrutineer Liam van de Wouwer:


Stewards (Chairman) Wim Cools:

Timekeeping Meik Wagner:

posted at: h

These results are provisional until the conclusion of any judicial and technical matters

printed 16.08.2024 12:36



IAME Benelux Round 4
Class: X30 Senior
Date/Time: 17.08.2024 12:10

Track: Genk
Heat: Heat 17 A-D
Laps: 10 minutes + 1 lap

Edition 1

Luna CLERET	338	Group A 54,625	18	Andy RATEL	372	Group D 54,435
	35				36	
Carl LUTTHART	378	Group A 55,330	17	Ollie MEURS	219	Group D 55,390
	33				34	
Eric WESS	396	Group A 55,087	16	Emma WEINREICH	320	Group D 55,112
	31				32	
Kayne INCE(R)	319	Group A 55,262	15	Carina KRONING	271	Group D 55,016
	29				30	
VAN DUIJVENCKE Yiroh	351	Group A 55,032	14	Marius BARRY-BERG	318	Group D 55,058
	27				28	
Maxim VANSCHOENWIL	333	Group A 54,782	13	Tess VERSCHOOR	217	Group D 55,016
	25				26	
Raphaël LEENDERS	366	Group A 54,757	12	Leonardo LONGONI	356	Group D 54,744
	23				24	
Lukas HORCICKA(R)	327	Group A 54,794	11	Torben GROEHNDABL	377	Group D 54,744
	21				22	
Raphaël DAUW(R)	221	Group A 54,834	10	Ilyes PRUVOST	306	Group D 54,777
	19				20	
Noah MATON	207	Group A 54,588	9	Rhys NEWBURN	267	Group D 54,809
	17				18	
Cristian BIASATTI	358	Group A 54,616	8	Delano WELLENS	212	Group D 54,578
	15				16	
Kyuho LEE	242	Group A 54,526	7	Kyano WELLENS	273	Group D 54,613
	13				14	
Clément MASSAUX	268	Group A 54,644	6	Gaëtan DEBRABANDER	231	Group D 54,508
	11				12	
Bertram SACHSE(R)	301	Group A 54,424	5	Sam BALOTA	290	Group D 54,605
	9				10	
Tobias NORMANN	353	Group A 54,430	4	Florent DYRDA	203	Group D 54,416
	7				8	
Mattiz MEERSCHAUT	250	Group A 54,412	3	Simon LACROIX	259	Group D 54,410
	5				6	
Kevin LANTINGA	296	Group A 54,334	2	Henkie KALTEREN	201	Group D 54,400
	3				4	
Clement OUTRAN	269	Group A 54,080	1	Patrice KOWALEWSKI(F)	244	Group D 54,314
	1		Row		2	

Pole Position

Clerk of the course Thomas Lainer:

Stewards (Chairman) Wim Cools:


posted at: h

Scrutineer Liam van de Wouwer:

Timekeeping Meik Wagner:

These results are provisional until the conclusion of any judicial and technical matters

printed 16.08.2024 12:37



IAME Benelux Round 4
Class: X30 Senior
Date/Time: 17.08.2024 13:30

Track: Genk
Heat: Heat 18 B-F
Laps: 10 minutes + 1 lap

Edition 1

Ruben MOYA	367	Group B 1:12.323	18		
	35				36
Livia SAMSON	324	Group B 56,176	17	Rosanne DEN DRIJVER	370 Group F 56,542
	33				34
Ruby VERLINDEN	286	Group B 55,467	16	Anne-Charlotte ANTUORO	200 Group F 55,485
	31				32
Rinse VOS	287	Group B 55,115	15	Emmanouil LIOUDAKIS	343 Group F 55,163
	29				30
Dinand DE VOS	253	Group B 54,842	14	Alex MACHADO	362 Group F 54,874
	27				28
Aaron FERRAZZANO	258	Group B 54,834	13	Jules VANHULLE	321 Group F 54,875
	25				26
Casper NORMANN	341	Group B 54,858	12	Kevin BAKKER	317 Group F 54,870
	23				24
Maximiliano RADECK DA SIL	347	Group B 54,919	11	CJ BENNETT	235 Group F 54,964
	21				22
Jack NETTLESHIP	275	Group B 54,543	10	Joan ALUJA OLESTI	363 Group F 54,635
	19				20
Suleiman ZANFARI	334	Group B 54,672	9	Siebe WIJMA	310 Group F 54,714
	17				18
Joep MULLER	280	Group B 54,649	8	Luca MONTEBELLO	228 Group F 54,681
	15				16
Tyron KINARD	266	Group B 54,730	7	Philip SVENDSEN	263 Group F 54,759
	13				14
Illiano COUTURE	330	Group B 54,488	6	Markus GLUME	226 Group F 54,506
	11				12
Georges NASSAR	294	Group B 54,502	5	Jens BEEUSAERT	312 Group F 54,510
	9				10
Otto PYYKÖNEN	289	Group B 54,452	4	Roméo ROUSSEL	248 Group F 54,455
	7				8
Fionn MC LAUGHLIN	374	Group B 54,486	3	Annabelle BRIAN	383 Group F 54,524
	5				6
Marc LO PICCOLO	375	Group B 54,328	2	Joseph SMITH	364 Group F 54,336
	3				4
Alessandro TUDISCA	265	Group B 54,163	1	Milan MARCZAK	368 Group F 54,252
	1		1		2

Pole Position

Row

Clerk of the course Thomas Lainer:

Scrutineer Liam van de Wouwer:


Stewards (Chairman) Wim Cools:

Timekeeping Meik Wagner:

posted at: h

These results are provisional until the conclusion of any judicial and technical matters

printed 16.08.2024 12:37



IAME Benelux Round 4
Class: X30 Senior
Date/Time: 17.08.2024 13:50

Track: Genk
Heat: Heat 19 A-E
Laps: 10 minutes + 1 lap

Edition 1

Luna CLERET	338	Group A 54,625	18		
	35				36
Carl LUTTHART	378	Group A 55,330	17	Emilio VANOVERBERG	204 Group E 55,342
	33				34
Eric WESS	396	Group A 55,087	16	Koen DE ROOIJ	225 Group E 55,095
	31				32
Kayne INCE(R)	319	Group A 55,262	15	Ellie DAX(R)	208 Group E 54,964
	29				30
VAN DUIJVENVOEDE Yiroh	351	Group A 55,032	14	Lluís TORT MAS	398 Group E 55,096
	27				28
Maxim VANSCHOENWIL	333	Group A 54,782	13	Wesley DE GOEIJ	223 Group E 54,800
	25				26
Raphaël LEENDERS	366	Group A 54,757	12	Hugo BESSON	257 Group E 54,826
	23				24
Lukas HORCICKA(R)	327	Group A 54,794	11	Roberto BAAS	285 Group E 54,795
	21				22
Raphaël DAUW(R)	221	Group A 54,834	10	Charly GLUME	354 Group E 54,852
	19				20
Noah MATON	207	Group A 54,588	9	Taiyo VLIEGEN(R)	202 Group E 54,590
	17				18
Cristian BIASATTI	358	Group A 54,616	8	Luis ESSER	297 Group E 54,660
	15				16
Kyuho LEE	242	Group A 54,526	7	Yanis BOUILLEZ	214 Group E 54,547
	13				14
Clément MASSAUX	268	Group A 54,644	6	Angelo MELI	224 Group E 54,697
	11				12
Bertram SACHSE(R)	301	Group A 54,424	5	Thibault GELADE	261 Group E 54,429
	9				10
Tobias NORMANN	353	Group A 54,430	4	Mika VOS	284 Group E 54,432
	7				8
Mattiz MEERSCHAUT	250	Group A 54,412	3	Thomas VAN VLIET	270 Group E 54,430
	5				6
Kevin LANTINGA	296	Group A 54,334	2	Conor GRANT	254 Group E 54,462
	3				4
Clement OUTRAN	269	Group A 54,080	1	Roxanne LANTINGA(R)	357 Group E 54,311
	1		Row		2

Pole Position

Clerk of the course Thomas Lainer:

Stewards (Chairman) Wim Cools:


posted at: h

Scrutineer Liam van de Wouwer:

Timekeeping Meik Wagner:

These results are provisional until the conclusion of any judicial and technical matters

printed 16.08.2024 12:38



IAME Benelux Round 4
 Class: X30 Senior
 Date/Time: 17.08.2024 14:10

Track: Genk
 Heat: Heat 20 D-G
 Laps: 10 minutes + 1 lap

Edition 1

Andy RATEL	372	Group D 54,435	18	
	35			36
Ollie MEURS	219	Group D 55,390	17	Sofia ZANFARI
	33			345
Emma WEINREICH	320	Group D 55,112	16	Luis AGUIAR CARDO
	31			344
Carina KRONING	271	Group D 55,016	15	Alessandro BIGI
	29			355
Marius BARRY-BERG	318	Group D 55,058	14	Sky DEFOURNY
	27			322
Tess VERSCHOOR	217	Group D 55,016	13	Siebe PAGNAER
	25			279
Leonardo LONGONI	356	Group D 54,744	12	Mattéo VAN DE KERCH
	23			246
Torben GROEHNDL	377	Group D 54,744	11	Louka MOULARD(R)
	21			308
Ilyes PRUVOST	306	Group D 54,777	10	Quentin DAPOIGNY
	19			325
Rhys NEWBURN	267	Group D 54,809	9	Cathal CLARK
	17			342
Delano WELLENS	212	Group D 54,578	8	Maxim HAROUTOUNIA
	15			376
Kyano WELLENS	273	Group D 54,613	7	Beau HEIJMANS
	13			397
Gaëtan DEBRABANDER	231	Group D 54,508	6	Mirco WOUTERS
	11			241
Sam BALOTA	290	Group D 54,605	5	Maxime BLANCHEMAIN
	9			281
Florent DYRDA	203	Group D 54,416	4	Alexi CONSTANT(R)
	7			222
Simon LACROIX	259	Group D 54,410	3	Matthias VANDEKERCKH
	5			236
Henkie KALTEREN	201	Group D 54,400	2	Lauritz SACHSE
	3			302
Patrice KOWALEWSKI(F)	244	Group D 54,314	1	Riemer BLONK
	1		Row	249

Pole Position

Clerk of the course Thomas Lainer:

Scrutineer Liam van de Wouwer:


Stewards (Chairman) Wim Cools:

Timekeeping Meik Wagner:

posted at: h

These results are provisional until the conclusion of any judicial and technical matters

printed 16.08.2024 12:38



IAME Benelux Round 4
Class: X30 Senior
Date/Time: 17.08.2024 15:10

Track: Genk
Heat: Heat 21 C-F
Laps: 10 minutes + 1 lap

Edition 1

Miguel SILVA	274	Group C 55.453	18		
	35				36
Victor AEGERTER	384	Group C 55.518	17	Rosanne DEN DRIJVER	370 Group F 56.542
	33				34
Roan VAN DE KERKHOF	262	Group C 55.273	16	Anne-Charlotte ANTUORO	200 Group F 55.485
	31				32
Christopher BINGHAM	303	Group C 54.879	15	Emmanouil LIODAKIS	343 Group F 55.163
	29				30
Dennis BOUMAN	293	Group C 54.899	14	Alex MACHADO	362 Group F 54.874
	27				28
Thibaut WIJERS	340	Group C 54.921	13	Jules VANHULLE	321 Group F 54.875
	25				26
Luke TAYLOR	240	Group C 54.981	12	Kevin BAKKER	317 Group F 54.870
	23				24
Andrea PIROVANO	307	Group C 54.660	11	CJ BENNETT	235 Group F 54.964
	21				22
Julian KAMEN	255	Group C 54.715	10	Joan ALUJA OLESTI	363 Group F 54.635
	19				20
Esteban WALGRAEVE	215	Group C 54.682	9	Siebe WIJMA	310 Group F 54.714
	17				18
Max STORM	264	Group C 54.771	8	Luca MONTEBELLO	228 Group F 54.681
	15				16
Lewis MACKIE	339	Group C 54.508	7	Philip SVENDSEN	263 Group F 54.759
	13				14
Vilmer SVAHN	385	Group C 54.571	6	Markus GLUME	226 Group F 54.506
	11				12
Daan STEENMAN	346	Group C 54.479	5	Jens BEEUSAERT	312 Group F 54.510
	9				10
Enzo MENENDEZ	238	Group C 54.530	4	Roméo ROUSSEL	248 Group F 54.455
	7				8
Sem VAN DER HEIJDE	247	Group C 54.387	3	Annabelle BRIAN	383 Group F 54.524
	5				6
Tristan KROONE	288	Group C 54.406	2	Joseph SMITH	364 Group F 54.336
	3				4
Victor LOUIS	216	Group C 54.257	1	Milan MARCZAK	368 Group F 54.252
	1		Row		2

Pole Position

Clerk of the course Thomas Lainer:

Stewards (Chairman) Wim Cools:

posted at: h

Scrutineer Liam van de Wouwer:

Timekeeping Meik Wagner:

These results are provisional until the conclusion of any judicial and technical matters

printed 16.08.2024 12:39

IAME Series Benelux Round 4 Genk
X30 Senior
Genk 1,360 Km
Heat 1 F-G
16.08.2024 12:30
Race (10:00 and 1 Laps) started at 13:23:16

Pos	No.	Name	Nat	Chassis	Raceteam	Laps	Total Tm	Diff	Best Tm	km/h	Points	Commer
1	302	Lauritz SACHSE	DNK	Falcon	Falcon racing team	12	11:09.544		54.921	89,146	0	
2	249	Riemer BLONK	NLD	Croc Promotio	KCR-Racing	12	11:10.906	1.362	54.641	89,603	2	
3	368	Milan MARCZAK	NLD	Falcon	DFK	12	11:11.360	1.816	54.956	89,089	3	
4	364	Joseph SMITH	GBR	KR	Victory Lane	12	11:11.480	1.936	54.566	89,726	4	
5	248	Roméo ROUSSEL	FRA	KR	PB Kart	12	11:14.246	4.702	54.659	89,574	5	
6	222	Alexi CONSTANT(R)	BEL	Kosmic	AC Racing	12	11:14.520	4.976	54.844	89,271	6	
7	317	Kevin BAKKER	NLD	Falcon	Falcon racing team	12	11:15.056	5.512	54.939	89,117	7	
8	383	Annabelle BRIAN	NLD	Croc Promotio	KCR-Racing	12	11:15.456	5.912	54.879	89,214	8	
9	226	Markus GLUME	BEL	Lando Norris	Eurokarting	12	11:15.805	6.261	54.816	89,317	9	5 sec
10	236	Matthias VANDEKERCKHOV	BEL	KR	Victory Lane	12	11:16.669	7.125	54.502	89,832	10	
11	322	Sky DEFOURNY	NLD	TD Kart	Delre Racing Team	12	11:17.044	7.500	55.044	88,947	11	
12	362	Alex MACHADO	AND	TB Kart	Tb Kart	12	11:17.537	7.993	55.123	88,820	12	
13	263	Philip SVENDSEN	NOR	Charles Lecler	Privateer	12	11:18.917	9.373	54.919	89,149	13	
14	312	Jens BEEUSAERT	BEL	Falcon	DFK	12	11:19.580	10.036	54.979	89,052	14	5 sec
15	363	Joan ALUJA OLESTI	ESP	KR	MDC Racing	12	11:20.616	11.072	54.851	89,260	15	
16	397	Beau HEIJMANS	NLD	Falcon	Falcon racing team	12	11:21.517	11.973	54.891	89,195	16	
17	342	Cathal CLARK	GBR	KR	Fusion Motorsport Benel	12	11:21.551	12.007	54.998	89,021	17	
18	246	Mattéo VAN DE KERCHOVE	BEL	KR	Vdk	12	11:22.846	13.302	55.303	88,530	18	
19	228	Luca MONTEBELLO	BEL	Kosmic	Rsd Karting	12	11:24.352	14.808	54.895	89,188	19	5 sec
20	308	Louka MOULARD(R)	BEL	Tony-Kart	MCK Racing	12	11:24.446	14.902	54.991	89,033	20	
21	281	Maxime BLANCHEMAIN	FRA	KR	Victory Lane	12	11:26.343	16.799	55.095	88,865	21	
22	355	Alessandro BIGI	ARE	KR	Victory Lane	12	11:26.906	17.362	55.119	88,826	22	
23	310	Siebe WIJMA	NLD	Praga	OW karting	12	11:27.535	17.991	55.311	88,518	23	
24	370	Rosanne DEN DRIJVER	NLD	Falcon	Falcon racing team	12	11:27.836	18.292	55.073	88,900	24	
25	345	Sofia ZANFARI	MAR	KR	Victory Lane	12	11:28.384	18.840	55.091	88,871	25	
26	344	Luis AGUIAR CARDOSO	PRT	KR	Vdk	12	11:29.719	20.175	55.308	88,522	26	
27	200	Anne-Charlotte ANTUORO	FRA	Tony-Kart	DG KART	12	11:30.792	21.248	55.478	88,251	27	
28	325	Quentin DAPOIGNY	FRA	Kosmic	Privateer	12	11:30.932	21.388	55.225	88,656	28	
29	241	Mirco WOUTERS	BEL	Tony-Kart	EGP Racing Team	12	11:33.185	23.641	54.931	89,130	29	5 sec
30	376	Maxim HAROUTOUNIAN	NLD	Falcon	Falcon racing team	12	11:34.159	24.615	55.022	88,983	30	5 sec
31	343	Emmanouil LIOUDAKIS	GRC	KR	Victory Lane	12	11:36.922	27.378	55.024	88,979	31	5 sec
32	279	Siebe PAGNAER	BEL	TD Kart	TD Official Racing Team	10	9:56.557	2 Laps	55.286	88,558	32	5 sec
33	235	CJ BENNETT	IRL	KR	Victory Lane		1.057	12 Laps	-	-	33	
34	321	Jules VANHULLE	BEL	TD Kart	TD Official Racing Team		1.269	12 Laps	-	-	34	

Announcements

These results are provisional until the conclusion of any judicial and technical matters!

#228 + 241 run off area / 5 sec time penalty

#226, 312, 343, 376, 279 front fairing / 5 sec time penalty

Margin of Victory	Ø km/h	Best Lap Tm	km/h	Best Lap by
1.362	87,749	54.502	89,832	236 - Matthias VANDEKERCKHOV

Official Timing www.mwraceconsulting.com
Orbits

Timekeeping Meik Wagner:



Clerk of the course Thomas Lainer:

www.mylaps.com

Steward (Chairman) Wim Cools:

Chief Scrutineer Liam van de Wouwer:

 Licensed to: **MW Racec Consulting**
Printed: 16.08.2024 14:21:01

posted at:

h



IAME Series Benelux Round 4 Genk

X30 Senior

Genk 1,360 Km

Heat 1 F-G

16.08.2024 12:30

Race (10:00 and 1 Laps) started at 13:23:16

Table with columns: Lap, Time of Day, Lap Tm, Diff, S1 Tm, S2 Tm, S3 Tm. Rows are grouped by driver name (e.g., (302) Lauritz SACHSE, (249) Riemer BLONK, (368) Milan MARCZAK, (364) Joseph SMITH, (248) Roméo ROUSSEL, (222) Alexi CONSTANT(R), (317) Kevin BAKKER, (383) Annabelle BRIAN, (226) Markus GLUME, (236) Matthias VANDEKERCKHOVE).



IAME Series Benelux Round 4 Genk

X30 Senior

Genk 1,360 Km

Heat 1 F-G

16.08.2024 12:30

Race (10:00 and 1 Laps) started at 13:23:16

Lap	Time of Day	Lap Tm	Diff	S1 Tm	S2 Tm	S3 Tm	Lap	Time of Day	Lap Tm	Diff	S1 Tm	S2 Tm	S3 Tm
(322) Sky DEFOURNY													
1	13:24:21.741	1:03.693	+8.649	26.373	19.076	18.244	1	13:24:20.795	1:03.562	+8.711	25.766	20.042	17.754
2	13:25:20.088	58.347	+3.303	23.275	17.869	17.203	2	13:25:20.654	59.859	+5.008	24.120	18.412	17.327
3	13:26:16.148	56.060	+1.016	22.616	16.594	16.850	3	13:26:16.818	56.164	+1.313	22.687	16.605	16.872
4	13:27:11.750	55.602	+0.558	22.461	16.415	16.726	4	13:27:12.880	56.062	+1.211	22.814	16.492	16.756
5	13:28:07.092	55.342	+0.298	22.317	16.342	16.683	5	13:28:08.435	55.555	+0.704	22.503	16.449	16.603
6	13:29:02.280	55.188	+0.144	22.216	16.333	16.639	6	13:29:03.509	55.074	+0.223	22.032	16.435	16.607
7	13:29:57.384	55.104	+0.060	22.249	16.276	16.579	7	13:29:59.804	56.295	+1.444	22.117	16.949	17.229
8	13:30:52.476	55.092	+0.048	22.121	16.329	16.642	8	13:30:56.106	56.302	+1.451	22.989	16.650	16.663
9	13:31:47.520	55.044		22.056	16.400	16.588	9	13:31:51.785	55.679	+0.828	22.459	16.597	16.623
10	13:32:42.645	55.125	+0.081	22.184	16.332	16.609	10	13:32:46.728	54.943	+0.092	22.045	16.321	16.577
11	13:33:37.796	55.151	+0.107	22.208	16.306	16.637	11	13:33:41.579	54.851		22.074	16.242	16.535
12	13:34:33.296	55.500	+0.456	22.476	16.403	16.621	12	13:34:36.868	55.289	+0.438	22.278	16.385	16.626
(397) Beau HEIJMANS													
1	13:24:21.741	1:03.693	+8.649	26.373	19.076	18.244	1	13:24:22.351	1:06.365	+11.474	29.430	17.964	18.971
2	13:25:20.088	58.347	+3.303	23.275	17.869	17.203	2	13:25:22.344	58.677	+3.786	23.835	17.595	17.247
3	13:26:16.148	56.060	+1.016	22.616	16.594	16.850	3	13:26:19.102	56.758	+1.867	22.736	16.813	17.209
4	13:27:11.750	55.602	+0.558	22.461	16.415	16.726	4	13:27:15.077	55.975	+1.084	22.675	16.531	16.769
5	13:28:07.092	55.342	+0.298	22.317	16.342	16.683	5	13:28:10.360	55.283	+0.392	22.237	16.390	16.656
6	13:29:02.280	55.188	+0.144	22.216	16.333	16.639	6	13:29:05.332	54.972	+0.081	22.082	16.246	16.644
7	13:29:57.384	55.104	+0.060	22.249	16.276	16.579	7	13:30:00.324	54.992	+0.101	22.022	16.372	16.598
8	13:30:52.476	55.092	+0.048	22.121	16.329	16.642	8	13:30:56.340	56.016	+1.125	22.787	16.582	16.647
9	13:31:47.520	55.044		22.056	16.400	16.588	9	13:31:51.568	55.228	+0.337	22.299	16.307	16.622
10	13:32:42.645	55.125	+0.081	22.184	16.332	16.609	10	13:32:46.524	54.956	+0.065	22.108	16.268	16.580
11	13:33:37.796	55.151	+0.107	22.208	16.306	16.637	11	13:33:41.415	54.891		22.065	16.216	16.610
12	13:34:33.296	55.500	+0.456	22.476	16.403	16.621	12	13:34:37.769	56.354	+1.463	22.587	16.585	17.182
(342) Cathal CLARK													
1	13:24:21.741	1:03.693	+8.649	26.373	19.076	18.244	1	13:24:22.351	1:04.867	+9.869	26.812	19.381	18.674
2	13:25:20.088	58.347	+3.303	23.275	17.869	17.203	2	13:25:21.338	58.987	+3.989	23.372	18.258	17.357
3	13:26:16.148	56.060	+1.016	22.616	16.594	16.850	3	13:26:18.387	57.049	+2.051	22.998	17.092	16.959
4	13:27:11.750	55.602	+0.558	22.461	16.415	16.726	4	13:27:14.266	55.879	+0.881	22.504	16.548	16.827
5	13:28:07.092	55.342	+0.298	22.317	16.342	16.683	5	13:28:09.911	55.645	+0.647	22.443	16.529	16.673
6	13:29:02.280	55.188	+0.144	22.216	16.333	16.639	6	13:29:04.999	55.088	+0.090	22.141	16.317	16.630
7	13:29:57.384	55.104	+0.060	22.249	16.276	16.579	7	13:30:00.088	55.089	+0.091	22.172	16.361	16.556
8	13:30:52.476	55.092	+0.048	22.121	16.329	16.642	8	13:30:56.705	56.617	+1.619	23.058	16.849	16.710
9	13:31:47.520	55.044		22.056	16.400	16.588	9	13:31:52.046	55.341	+0.343	22.284	16.442	16.615
10	13:32:42.645	55.125	+0.081	22.184	16.332	16.609	10	13:32:47.044	54.998		22.081	16.339	16.578
11	13:33:37.796	55.151	+0.107	22.208	16.306	16.637	11	13:33:42.061	55.017	+0.019	22.125	16.296	16.596
12	13:34:33.296	55.500	+0.456	22.476	16.403	16.621	12	13:34:37.803	55.742	+0.744	22.107	16.539	17.096
(246) Mattéo VAN DE KERCHOVE													
1	13:24:21.741	1:03.693	+8.649	26.373	19.076	18.244	1	13:24:21.876	1:04.153	+8.850	26.041	19.457	18.655
2	13:25:20.088	58.347	+3.303	23.275	17.869	17.203	2	13:25:20.889	59.013	+3.710	23.680	18.017	17.316
3	13:26:16.148	56.060	+1.016	22.616	16.594	16.850	3	13:26:17.477	56.588	+1.285	22.873	16.760	16.955
4	13:27:11.750	55.602	+0.558	22.461	16.415	16.726	4	13:27:13.582	56.105	+0.802	22.538	16.810	16.757
5	13:28:07.092	55.342	+0.298	22.317	16.342	16.683	5	13:28:09.306	55.724	+0.421	22.377	16.487	16.860
6	13:29:02.280	55.188	+0.144	22.216	16.333	16.639	6	13:29:04.648	55.342	+0.039	22.187	16.426	16.729
7	13:29:57.384	55.104	+0.060	22.249	16.276	16.579	7	13:29:59.951	55.303		22.192	16.463	16.648
8	13:30:52.476	55.092	+0.048	22.121	16.329	16.642	8	13:30:56.639	56.688	+1.385	23.015	16.941	16.732
9	13:31:47.520	55.044		22.056	16.400	16.588	9	13:31:52.970	56.331	+1.028	22.286	16.946	17.099
10	13:32:42.645	55.125	+0.081	22.184	16.332	16.609	10	13:32:48.295	55.325	+0.022	22.122	16.497	16.706
11	13:33:37.796	55.151	+0.107	22.208	16.306	16.637	11	13:33:43.677	55.382	+0.079	22.253	16.452	16.677
12	13:34:33.296	55.500	+0.456	22.476	16.403	16.621	12	13:34:39.098	55.421	+0.118	22.218	16.445	16.758
(228) Luca MONTEBELLO													
1	13:24:21.741	1:03.693	+8.649	26.373	19.076	18.244	1	13:24:21.674	1:04.607	+9.712	26.493	19.651	18.463
2	13:25:20.088	58.347	+3.303	23.275	17.869	17.203	2	13:25:20.582	58.908	+4.013	23.718	17.781	17.409
3	13:26:16.148	56.060	+1.016	22.616	16.594	16.850	3	13:26:17.191	56.609	+1.714	23.030	16.534	17.045
4	13:27:11.750	55.602	+0.558	22.461	16.415	16.726	4	13:27:13.066	55.875	+0.980	22.567	16.633	16.675
5	13:28:07.092	55.342	+0.298	22.317	16.342	16.683	5	13:28:08.698	55.632	+0.737	22.516	16.486	16.630
6	13:29:02.280	55.188	+0.144	22.216	16.333	16.639	6	13:29:04.314	55.616	+0.721	22.087	16.582	16.947
7	13:29:57.384	55.104	+0.060	22.249	16.276	16.579	7	13:29:59.883	55.569	+0.674	22.074	16.488	17.007
8	13:30:52.476	55.092	+0.048	22.121	16.329	16.642	8	13:30:55.556	55.673	+0.778	22.752	16.277	16.644
9	13:31:47.520	55.044		22.056	16.400	16.588	9	13:31:50.609	55.053	+0.158	22.164	16.240	16.649
10	13:32:42.645	55.125	+0.081	22.184	16.332	16.609	10	13:32:45.504	54.895		22.081	16.209	16.605
(363) Joan ALUJA OLESTI													
1	13:24:21.741	1:03.693	+8.649	26.373	19.076	18.244	1	13:24:19.526	1:02.919	+7.940	26.122	18.867	17.930
2	13:25:20.088	58.347	+3.303	23.275	17.869	17.203	2	13:25:17.143	57.617	+2.638	23.351	17.068	17.198
3	13:26:16.148	56.060	+1.016	22.616	16.594	16.850	3	13:26:13.366	56.223	+1.244	22.720	16.639	16.864
4	13:27:11.750	55.602	+0.558	22.461	16.415	16.726	4	13:27:08.885	55.519	+0.540	22.369	16.453	16.697
5	13:28:07.092	55.342	+0.298	22.317	16.342	16.683	5	13:28:04.158	55.273	+0.294	22.213	16.403	16.657
6	13:29:02.280	55.188	+0.144	22.216	16.333	16.639	6	13:28:59.173	55.015	+0.036	22.097	16.313	16.605
7	13:29:57.384	55.104	+0.060	22.249	16.276	16.579	7	13:29:54.312	55.139	+0.160	22.211	16.241	16.687
8	13:30:52.476	55.092	+0.048	22.121	16.329	16.642	8	13:30:49.337	55.025	+0.046	22.134	16.278	16.613
9	13:31:47.520	55.044		22.056	16.400	16.588	9	13:31:44.316	54.979		22.077	16.294	16.608
10	13:32:42.645	55.125	+0.081	22.184	16.332	16.609	10	13:32:40.041	55.725	+0.746	22.355	16.688	16.682
11	13:33:37.796	55.151	+0.107	22.208	16.306	16.637	11	13:33:35.130	55.089	+0.110	22.120	16.312	16.657
12	13:34:33.296	55.500	+0.456	22.476	16.403	16.621	12	13:34:30.832	55.702	+0.723	22.224	16.575	16.903

IAME Series Benelux Round 4 Genk

X30 Senior

Genk 1,360 Km

Heat 1 F-G

16.08.2024 12:30

Race (10:00 and 1 Laps) started at 13:23:16

Lap	Time of Day	Lap Tm	Diff	S1 Tm	S2 Tm	S3 Tm
11	13:33:40.616	55.112	+0.217	22.112	16.270	16.730
12	13:34:35.604	54.988	+0.093	22.135	16.226	16.627
(308) Louka MOULARD(R)						
1	13:24:22.556	1:04.915	+9.924	27.284	19.017	18.614
2	13:25:21.350	58.794	+3.803	23.518	17.870	17.406
3	13:26:19.143	57.793	+2.802	23.073	17.325	17.395
4	13:27:16.135	56.992	+2.001	23.647	16.625	16.720
5	13:28:11.562	55.427	+0.436	22.160	16.588	16.679
6	13:29:07.055	55.493	+0.502	22.087	16.326	17.080
7	13:30:03.274	56.219	+1.228	22.909	16.735	16.575
8	13:30:58.265	54.991		22.107	16.299	16.585
9	13:31:54.357	56.092	+1.101	22.101	16.325	17.666
10	13:32:50.146	55.789	+0.798	22.659	16.473	16.657
11	13:33:45.375	55.229	+0.238	22.264	16.329	16.636
12	13:34:40.698	55.323	+0.332	22.303	16.395	16.625
(281) Maxime BLANCHEMAIN						
1	13:24:23.292	1:06.291	+11.196	29.397	18.119	18.775
2	13:25:24.358	1:01.066	+5.971	25.171	18.689	17.206
3	13:26:20.559	56.201	+1.106	22.638	16.645	16.918
4	13:27:16.575	56.016	+0.921	22.591	16.645	16.780
5	13:28:11.803	55.228	+0.133	22.239	16.380	16.609
6	13:29:07.115	55.312	+0.217	22.145	16.261	16.906
7	13:30:05.553	58.438	+3.343	23.707	16.803	17.928
8	13:31:01.499	55.946	+0.851	22.526	16.804	16.616
9	13:31:56.594	55.095		22.032	16.278	16.785
10	13:32:52.034	55.440	+0.345	22.503	16.355	16.582
11	13:33:47.312	55.278	+0.183	22.089	16.330	16.859
12	13:34:42.595	55.283	+0.188	22.304	16.371	16.608
(355) Alessandro BIGI						
1	13:24:23.141	1:04.831	+9.712	26.797	19.098	18.936
2	13:25:22.718	59.577	+4.458	24.273	18.038	17.266
3	13:26:19.399	56.681	+1.562	22.694	16.926	17.061
4	13:27:15.933	56.534	+1.415	23.188	16.688	16.658
5	13:28:11.322	55.389	+0.270	22.266	16.530	16.593
6	13:29:07.050	55.728	+0.609	22.011	16.245	17.472
7	13:30:04.689	57.639	+2.520	23.104	17.024	17.511
8	13:31:00.636	55.947	+0.828	22.707	16.410	16.830
9	13:31:56.216	55.580	+0.461	22.124	16.375	17.081
10	13:32:51.335	55.119		22.115	16.329	16.675
11	13:33:47.348	56.013	+0.894	22.131	16.826	17.056
12	13:34:43.158	55.810	+0.691	22.580	16.523	16.707
(310) Siebe WIJMA						
1	13:24:21.314	1:04.159	+8.848	26.414	19.774	17.971
2	13:25:20.416	59.102	+3.791	23.501	18.002	17.599
3	13:26:16.551	56.135	+0.824	22.634	16.682	16.819
4	13:27:14.155	57.604	+2.293	23.236	17.376	16.992
5	13:28:10.190	56.035	+0.724	22.481	16.871	16.683
6	13:29:06.200	56.010	+0.699	22.544	16.404	17.062
7	13:30:01.675	55.475	+0.164	22.390	16.433	16.652
8	13:30:56.986	55.311		22.229	16.456	16.626
9	13:31:54.114	57.128	+1.817	22.250	16.796	18.082
10	13:32:50.490	56.376	+1.065	22.868	16.807	16.701
11	13:33:47.642	57.152	+1.841	22.389	17.329	17.434
12	13:34:43.787	56.145	+0.834	22.981	16.503	16.661
(370) Rosanne DEN DRIJVER						
1	13:24:23.095	1:05.003	+9.930	26.945	19.022	19.036
2	13:25:21.957	58.862	+3.789	24.088	17.488	17.286
3	13:26:19.336	57.379	+2.306	23.197	17.010	17.172
4	13:27:15.679	56.343	+1.270	23.055	16.549	16.739
5	13:28:10.971	55.292	+0.219	22.250	16.380	16.662
6	13:29:06.924	55.953	+0.880	22.071	16.349	17.533

Lap	Time of Day	Lap Tm	Diff	S1 Tm	S2 Tm	S3 Tm
7	13:30:02.644	55.720	+0.647	22.623	16.429	16.668
8	13:30:57.717	55.073		22.135	16.301	16.637
9	13:31:56.531	58.814	+3.741	22.096	16.300	20.418
10	13:32:53.209	56.678	+1.605	23.325	16.606	16.747
11	13:33:48.901	55.692	+0.619	22.402	16.640	16.650
12	13:34:44.088	55.187	+0.114	22.256	16.316	16.615
(345) Sofia ZANFARI						
1	13:24:23.733	1:05.049	+9.958	26.673	19.468	18.908
2	13:25:23.545	59.812	+4.721	24.919	17.572	17.321
3	13:26:20.115	56.570	+1.479	22.856	16.798	16.916
4	13:27:16.771	56.656	+1.565	23.129	16.833	16.694
5	13:28:12.223	55.452	+0.361	22.337	16.385	16.730
6	13:29:07.543	55.320	+0.229	22.266	16.398	16.656
7	13:30:05.360	57.817	+2.726	23.145	17.058	17.614
8	13:31:01.067	55.707	+0.616	22.418	16.626	16.663
9	13:31:56.741	55.674	+0.583	22.168	16.659	16.847
10	13:32:53.738	56.997	+1.906	23.371	16.935	16.691
11	13:33:49.545	55.807	+0.716	22.513	16.578	16.716
12	13:34:44.636	55.091		22.183	16.356	16.552
(344) Luis AGUIAR CARDOSO						
1	13:24:23.929	1:05.534	+10.226	26.888	19.085	19.561
2	13:25:23.417	59.488	+4.180	24.533	17.601	17.354
3	13:26:20.953	57.536	+2.228	23.259	17.165	17.112
4	13:27:18.207	57.254	+1.946	22.734	17.627	16.893
5	13:28:14.072	55.865	+0.557	22.524	16.555	16.786
6	13:29:10.090	56.018	+0.710	22.197	17.059	16.762
7	13:30:05.639	55.549	+0.241	22.293	16.441	16.815
8	13:31:02.923	57.284	+1.976	23.727	16.799	16.758
9	13:31:58.300	55.377	+0.069	22.322	16.395	16.660
10	13:32:55.050	56.750	+1.442	22.620	17.137	16.993
11	13:33:50.663	55.613	+0.305	22.218	16.737	16.658
12	13:34:45.971	55.308		22.222	16.399	16.687
(200) Anne-Charlotte ANTUORO						
1	13:24:24.050	1:06.121	+10.643	26.465	20.217	19.439
2	13:25:24.426	1:00.376	+4.898	24.669	18.240	17.467
3	13:26:22.346	57.920	+2.442	23.044	17.336	17.540
4	13:27:18.572	56.226	+0.748	22.723	16.701	16.802
5	13:28:14.730	56.158	+0.680	22.474	16.893	16.791
6	13:29:10.435	55.705	+0.227	22.449	16.458	16.798
7	13:30:06.430	55.995	+0.517	22.867	16.481	16.647
8	13:31:02.646	56.216	+0.738	22.752	16.702	16.762
9	13:31:58.124	55.478		22.246	16.489	16.743
10	13:32:55.271	57.147	+1.669	22.877	16.977	17.293
11	13:33:51.272	56.001	+0.523	22.413	16.874	16.714
12	13:34:47.044	55.772	+0.294	22.385	16.531	16.856
(325) Quentin DAPOIGNY						
1	13:24:24.027	1:06.462	+11.237	30.837	17.997	17.628
2	13:25:24.572	1:00.545	+5.320	25.766	17.567	17.212
3	13:26:21.378	56.806	+1.581	22.872	17.062	16.872
4	13:27:16.957	55.579	+0.354	22.341	16.570	16.668
5	13:28:12.508	55.551	+0.326	22.287	16.571	16.693
6	13:29:07.733	55.225		22.204	16.365	16.656
7	13:30:05.162	57.429	+2.204	22.620	16.920	17.889
8	13:31:04.684	59.522	+4.297	22.527	19.654	17.341
9	13:32:00.259	55.575	+0.350	22.418	16.415	16.742
10	13:32:55.883	55.624	+0.399	22.256	16.431	16.937
11	13:33:51.478	55.595	+0.370	22.241	16.698	16.656
12	13:34:47.184	55.706	+0.481	22.373	16.431	16.902
(241) Mirco WOUTERS						
1	13:24:27.943	1:10.722	+15.791	34.805	18.198	17.719
2	13:25:25.380	57.437	+2.506	23.460	16.989	16.988



IAME Series Benelux Round 4 Genk

X30 Senior

Genk 1,360 Km

Heat 1 F-G

16.08.2024 12:30

Race (10:00 and 1 Laps) started at 13:23:16

Lap	Time of Day	Lap Tm	Diff	S1 Tm	S2 Tm	S3 Tm	Lap	Time of Day	Lap Tm	Diff	S1 Tm	S2 Tm	S3 Tm
3	13:26:21.942	56.562	+1.631	22.528	16.904	17.130							
4	13:27:17.856	55.914	+0.983	22.296	16.917	16.701							
5	13:28:13.034	55.178	+0.247	22.251	16.353	16.574							
6	13:29:07.965	54.931		22.101	16.230	16.600							
7	13:30:05.442	57.477	+2.546	22.547	16.910	18.020							
8	13:31:01.745	56.303	+1.372	22.974	16.708	16.621							
9	13:31:57.206	55.461	+0.530	22.416	16.399	16.646							
10	13:32:53.812	56.606	+1.675	23.182	16.828	16.596							
11	13:33:49.384	55.572	+0.641	22.226	16.629	16.717							
12	13:34:44.437	55.053	+0.122	22.190	16.295	16.568							

(376) Maxim HAROUTOUNIAN

1	13:24:24.415	1:07.007	+11.985	30.868	18.293	17.846
2	13:25:27.736	1:03.321	+8.299	28.411	17.625	17.285
3	13:26:24.437	56.701	+1.679	22.919	16.859	16.923
4	13:27:20.234	55.797	+0.775	22.525	16.612	16.660
5	13:28:15.511	55.277	+0.255	22.346	16.450	16.481
6	13:29:10.533	55.022		22.171	16.351	16.500
7	13:30:06.078	55.545	+0.523	22.569	16.413	16.563
8	13:31:02.195	56.117	+1.095	23.041	16.489	16.587
9	13:31:57.448	55.253	+0.231	22.243	16.353	16.657
10	13:32:54.422	56.974	+1.952	23.089	17.194	16.691
11	13:33:50.332	55.910	+0.888	22.206	17.095	16.609
12	13:34:45.411	55.079	+0.057	22.138	16.403	16.538

(343) Emmanouil LIOUDAKIS

1	13:24:23.176	1:05.377	+10.353	26.242	19.544	19.591
2	13:25:26.782	1:03.606	+8.582	28.928	17.359	17.319
3	13:26:23.243	56.461	+1.437	22.783	16.723	16.955
4	13:27:18.888	55.645	+0.621	22.418	16.502	16.725
5	13:28:14.433	55.545	+0.521	22.316	16.640	16.589
6	13:29:09.723	55.290	+0.266	22.075	16.554	16.661
7	13:30:05.574	55.851	+0.827	22.245	16.366	17.240
8	13:31:01.924	56.350	+1.326	22.994	16.751	16.605
9	13:31:56.948	55.024		22.163	16.283	16.578
10	13:32:53.372	56.424	+1.400	23.230	16.578	16.616
11	13:33:52.328	58.956	+3.932	22.286	19.408	17.262
12	13:34:48.174	55.846	+0.822	22.715	16.478	16.653

(279) Siebe PAGNAER

1	13:24:22.417	1:04.496	+9.210	26.602	19.349	18.545
2	13:25:21.632	59.215	+3.929	23.565	18.137	17.513
3	13:26:18.975	57.343	+2.057	22.932	17.115	17.296
4	13:27:15.424	56.449	+1.163	22.999	16.698	16.752
5	13:28:10.710	55.286		22.244	16.420	16.622
6	13:29:06.988	56.278	+0.992	22.160	16.378	17.740
7	13:30:04.805	57.817	+2.531	23.057	17.050	17.710
8	13:31:00.695	55.890	+0.604	22.468	16.442	16.980
9	13:31:56.749	56.054	+0.768	22.352	16.405	17.297
10	13:33:07.809	1:11.060	+15.774	23.739	17.063	30.258

IAME Series Benelux Round 4 Genk

Lapchart

X30 Senior

Genk 1,360 Km

Heat 1 F-G

16.08.2024 12:30

Race (10:00 and 1 Laps) started at 13:23:16

Competitors	Laps													
	0	1	2	3	4	5	6	7	8	9	10	11	12	
Milan MARCZAK (368)	1	368	368	368	368	368	368	368	302	302	302	302	302	302
Joseph SMITH (364)	2	364	302	302	302	302	302	302	368	368	368	368	249	226
Annabelle BRIAN (383)	3	383	383	383	226	226	226	226	226	226	249	249	226	249
Riemer BLONK (249)	4	249	364	226	383	383	249	249	249	249	226	226	364	368
Roméo ROUSSEL (248)	5	248	226	364	364	249	364	364	364	364	364	364	368	364
Lauritz SACHSE (302)	6	302	249	249	249	364	383	383	312	312	312	222	222	248
Jens BEEUSAERT (312)	7	312	312	312	312	312	312	312	222	222	222	248	248	222
Markus GLUME (226)	8	226	236	317	317	222	222	222	383	248	248	312	312	312
Matthias VANDEKERCKHOVE (236)	9	236	222	222	222	317	317	317	248	383	383	317	317	317
Philip SVENDSEN (263)	10	263	317	362	362	248	248	248	317	317	317	383	383	383
Alexi CONSTANT(R) (222)	11	222	362	248	248	362	362	362	362	362	322	322	322	236
Maxime BLANCHEMAIN (281)	12	281	263	263	322	322	322	322	322	322	362	362	236	322
Luca MONTEBELLO (228)	13	228	248	322	310	363	263	363	236	236	236	236	362	362
Siebe WIJMA (310)	14	310	363	310	263	263	363	263	263	263	263	263	263	263
Mirco WOUTERS (241)	15	241	310	228	363	228	228	236	363	228	228	228	228	228
Joan ALUJA OLESTI (363)	16	363	228	363	228	246	236	228	228	363	397	397	397	363
Beau HEIJMANS (397)	17	397	322	246	246	236	246	246	246	397	363	363	363	397
CJ BENNETT (235)	18	235	246	236	310	342	342	342	342	246	342	342	342	342
Maxim HAROUTOUNIAN (376)	19	376	342	342	342	342	310	397	397	342	246	246	246	246
Kevin BAKKER (317)	20	317	279	308	279	397	397	310	310	310	308	308	308	308
Cathal CLARK (342)	21	342	308	279	397	279	279	370	370	370	308	310	281	281
Jules VANHULLE (321)	22	321	370	370	308	370	370	279	308	308	355	355	355	355
Quentin DAPOIGNY (325)	23	325	355	397	370	355	355	355	355	355	370	281	310	310
Louka MOULARD(R) (308)	24	308	343	355	355	308	308	308	279	279	281	370	370	370
Alex MACHADO (362)	25	362	281	344	345	281	281	281	325	345	345	343	241	241
Mattéo VAN DE KERCHOVE (246)	26	246	397	345	281	345	345	345	345	281	279	345	345	345
Emmanouil LIODAKIS (343)	27	343	345	281	344	325	325	325	241	241	343	241	376	376
Siebe PAGNAER (279)	28	279	344	200	325	241	241	241	281	343	241	376	344	344
Anne-Charlotte ANTUORO (200)	29	200	325	325	241	344	344	343	343	376	376	344	200	200
Sky DEFOURNY (322)	30	322	200	241	200	200	343	344	344	200	200	200	325	325
Rosanne DEN DRIJVER (370)	31	370	376	343	343	343	200	200	376	344	344	325	343	343
Alessandro BIGI (355)	32	355	241	376	376	376	376	376	200	325	325	279		
Luis AGUIAR CARDOSO (344)	33	344												
Sofia ZANFARI (345)	34	345												

IAME Series Benelux Round 4 Genk
X30 Senior
Genk 1,360 Km
Heat 2 D-E
16.08.2024 12:50
Race (10:00 and 1 Laps) started at 13:43:32

Pos	No.	Name	Nat	Chassis	Raceteam	Laps	Total Tm	Diff	Best Tm	km/h	Points	Commer
1	201	Henkie KALTEREN	NLD	Kosmic	Rsd Karting	12	11:06.131		54.724	89,467	0	
2	244	Patrice KOWALEWSKI(R)	BEL	TD Kart	Delre Racing Team	12	11:06.205	0.074	54.803	89,338	2	
3	259	Simon LACROIX	BEL	Kosmic	Rsd Karting	12	11:07.560	1.429	54.661	89,570	3	
4	284	Mika VOS	NLD	Kosmic	Fusion Motorsport Benel	12	11:07.648	1.517	54.620	89,637	4	
5	357	Roxanne LANTINGA(R)	NLD	Tony-Kart	Lantinga Racing	12	11:07.680	1.549	54.813	89,322	5	
6	290	Sam BALOTA	BEL	Kosmic	Dream Racing	12	11:08.263	2.132	54.750	89,425	6	
7	203	Florent DYRDA	LUX	Lando Norris	Eurokarting	12	11:08.344	2.213	54.573	89,715	7	
8	270	Thomas VAN VLIET	NLD	Kosmic	Rsd Karting	12	11:09.102	2.971	54.745	89,433	8	
9	224	Angelo MELI	BEL	Tony-Kart	EGP Racing Team	12	11:11.548	5.417	54.862	89,242	9	
10	372	Andy RATEL	FRA	Pantano	PANTANO RACING TEAM	12	11:11.988	5.857	54.564	89,729	10	
11	231	Gaëtan DEBRABANDERE	BEL	RedSpeed	CG Racing	12	11:12.300	6.169	54.806	89,333	11	
12	214	Yanis BOUILLEZ	BEL	Kosmic	PJM	12	11:12.910	6.779	54.727	89,462	12	
13	257	Hugo BESSON	FRA	KR	Vdk	12	11:13.395	7.264	54.948	89,102	13	
14	356	Leonardo LONGONI	ITA	TB Kart	Tb Kart	12	11:16.254	10.123	55.409	88,361	14	
15	212	Delano WELLENS	BEL	Gillard	KCR-Racing	12	11:16.427	10.296	55.092	88,870	15	
16	217	Tess VERSCHOOR	NLD	Croc Promotio	KCR-Racing	12	11:17.301	11.170	54.997	89,023	16	
17	285	Roberto BAAS	BEL	Exprit	wjs racing	12	11:17.353	11.222	55.059	88,923	17	
18	267	Rhys NEWBURN	GBR	TB Kart	S8 Racing	12	11:17.513	11.382	54.865	89,237	18	
19	297	Luis ESSER	DEU	Tony-Kart	Privateer	12	11:17.716	11.585	54.836	89,284	19	5 sec
20	354	Charly GLUME	BEL	Lando Norris	Eurokarting	12	11:17.722	11.591	54.599	89,672	20	5 sec
21	377	Torben GROEHND AHL	DEU	KR	CV Performance Group	12	11:17.870	11.739	54.743	89,436	21	
22	306	Ilyes PRUVOST	FRA	RedSpeed	Renaux Racing Team	12	11:18.476	12.345	54.876	89,219	22	
23	273	Kyano WELLENS	BEL	Tony-Kart	EGP Racing Team	12	11:19.434	13.303	54.847	89,267	23	
24	225	Koen DE ROOIJ	NLD	Exprit	wjs racing	12	11:20.325	14.194	55.059	88,923	24	
25	398	Lluis TORT MAS	ESP	Gillard	AUTO CLUB RC2 VALLÈS	12	11:20.614	14.483	55.302	88,532	25	
26	254	Conor GRANT	IRL	KR	Victory Lane	12	11:20.823	14.692	55.063	88,916	26	
27	318	Marius BARRY-BERG	NOR	KR	Vdk	12	11:21.276	15.145	55.307	88,524	27	
28	261	Thibauld GELADE	BEL	Alonso Kart By	GEPA RACING	12	11:22.550	16.419	54.773	89,387	28	
29	223	Wesley DE GOEIJ	NLD	Croc Promotio	KCR-Racing	12	11:23.211	17.080	54.949	89,101	29	5 sec
30	208	Ellie DAX(R)	LUX	Kosmic	CG Racing	12	11:23.669	17.538	54.941	89,114	30	5 sec
31	219	Ollie MEURS	NLD	Falcon	Falcon racing team	12	11:23.889	17.758	55.509	88,202	31	
32	320	Emma WEINREICH	DNK	Kosmic	Ravet Racing Team	12	11:23.983	17.852	55.384	88,401	32	
33	204	Emmilio VANOVERBERGHE	BEL	Tony-Kart	EGP Racing Team	12	11:28.726	22.595	55.343	88,466	33	5 sec
34	271	Carina KRONING	DEU	Tony-Kart	Santamaria Performance	12	11:29.056	22.925	55.387	88,396	34	5 sec
35	202	Taiyo VLIEGEN(R)	THA	Falcon	Falcon racing team	4	3:49.969	8 Laps	56.175	87,156	35	

Announcements

These results are provisional until the conclusion of any judicial and technical matters!

#354, 208, 271, 204 front fairing / 5 sec time penalty

#223 + 297 run off area / 5 sec time penalty

Margin of Victory	Ø km/h	Best Lap Tm	km/h	Best Lap by
0.074	88,199	54.564	89,729	372 - Andy RATEL

Official Timing www.mwraceconsulting.com
Orbits

Timekeeping Meik Wagner:



Clerk of the course Thomas Lainer:

www.mylaps.com

Steward (Chairman) Wim Cools:

Chief Scrutineer Liam van de Wouwer:

Licensed to: MW Racec Consulting

Printed: 16.08.2024 14:25:14

posted at:

h



IAME Series Benelux Round 4 Genk

X30 Senior

Genk 1,360 Km

Heat 2 D-E

16.08.2024 12:50

Race (10:00 and 1 Laps) started at 13:43:32

Lap	Time of Day	Lap Tm	Diff	S1 Tm	S2 Tm	S3 Tm
(201) Henkie KALTEREN						
1	13:44:28.723	56.565	+1.841	23.193	16.644	16.728
2	13:45:24.380	55.657	+0.933	22.380	16.599	16.678
3	13:46:19.676	55.296	+0.572	22.266	16.430	16.600
4	13:47:14.688	55.012	+0.288	22.140	16.303	16.569
5	13:48:09.821	55.133	+0.409	22.145	16.381	16.607
6	13:49:04.973	55.152	+0.428	22.151	16.356	16.645
7	13:50:00.301	55.328	+0.604	22.394	16.317	16.617
8	13:50:55.205	54.904	+0.180	21.980	16.407	16.517
9	13:51:50.032	54.827	+0.103	21.983	16.320	16.524
10	13:52:44.756	54.724		21.957	16.256	16.511
11	13:53:41.248	56.492	+1.768	22.579	17.081	16.832
12	13:54:38.159	56.911	+2.187	22.824	17.180	16.907

Lap	Time of Day	Lap Tm	Diff	S1 Tm	S2 Tm	S3 Tm
(244) Patrice KOWALEWSKI(R)						
1	13:44:29.385	57.357	+2.554	23.688	16.866	16.803
2	13:45:24.852	55.467	+0.664	22.239	16.564	16.664
3	13:46:19.932	55.080	+0.277	22.050	16.453	16.577
4	13:47:14.917	54.985	+0.182	22.082	16.368	16.535
5	13:48:09.954	55.037	+0.234	22.086	16.350	16.601
6	13:49:05.147	55.193	+0.390	22.182	16.445	16.566
7	13:50:00.042	54.895	+0.092	22.031	16.275	16.589
8	13:50:54.971	54.929	+0.126	22.069	16.327	16.533
9	13:51:49.807	54.836	+0.033	21.992	16.291	16.553
10	13:52:44.610	54.803		21.983	16.296	16.524
11	13:53:41.448	56.838	+2.035	22.660	17.300	16.878
12	13:54:38.233	56.785	+1.982	22.800	17.246	16.739

Lap	Time of Day	Lap Tm	Diff	S1 Tm	S2 Tm	S3 Tm
(259) Simon LACROIX						
1	13:44:30.225	57.992	+3.331	23.837	17.229	16.926
2	13:45:26.734	56.509	+1.848	22.575	16.775	17.159
3	13:46:24.106	57.372	+2.711	22.553	17.687	17.132
4	13:47:19.333	55.227	+0.566	22.288	16.409	16.530
5	13:48:14.221	54.888	+0.227	22.091	16.238	16.559
6	13:49:09.136	54.915	+0.254	22.001	16.341	16.573
7	13:50:04.127	54.991	+0.330	22.103	16.574	16.574
8	13:50:58.983	54.856	+0.195	22.095	16.271	16.490
9	13:51:53.731	54.748	+0.087	22.037	16.185	16.526
10	13:52:48.392	54.661		22.000	16.153	16.508
11	13:53:43.696	55.304	+0.643	22.134	16.476	16.694
12	13:54:39.588	55.892	+1.231	22.178	16.384	17.330

Lap	Time of Day	Lap Tm	Diff	S1 Tm	S2 Tm	S3 Tm
(284) Mika VOS						
1	13:44:31.391	58.961	+4.341	24.699	17.396	16.866
2	13:45:27.194	55.803	+1.183	22.583	16.470	16.750
3	13:46:24.449	57.255	+2.635	22.624	17.658	16.973
4	13:47:19.938	55.489	+0.869	22.578	16.406	16.505
5	13:48:14.779	54.841	+0.221	22.051	16.293	16.497
6	13:49:09.577	54.798	+0.178	22.048	16.223	16.527
7	13:50:04.491	54.914	+0.294	22.039	16.282	16.593
8	13:50:59.370	54.879	+0.259	22.054	16.295	16.530
9	13:51:53.990	54.620		21.979	16.198	16.443
10	13:52:48.773	54.783	+0.163	22.033	16.244	16.506
11	13:53:43.976	55.203	+0.583	22.118	16.435	16.650
12	13:54:39.676	55.700	+1.080	22.201	16.383	17.116

Lap	Time of Day	Lap Tm	Diff	S1 Tm	S2 Tm	S3 Tm
(357) Roxanne LANTINGA(R)						
1	13:44:30.282	58.089	+3.276	23.942	17.354	16.793
2	13:45:25.817	55.535	+0.722	22.303	16.530	16.702
3	13:46:20.942	55.125	+0.312	22.153	16.367	16.605
4	13:47:15.882	54.940	+0.127	22.066	16.339	16.535
5	13:48:10.936	55.054	+0.241	22.097	16.367	16.590
6	13:49:05.988	55.052	+0.239	22.083	16.365	16.604
7	13:50:01.057	55.069	+0.256	22.138	16.335	16.596
8	13:50:55.870	54.813		22.052	16.282	16.479

Lap	Time of Day	Lap Tm	Diff	S1 Tm	S2 Tm	S3 Tm
9	13:51:50.786	54.916	+0.103	22.041	16.347	16.528
10	13:52:45.761	54.975	+0.162	22.064	16.341	16.570
11	13:53:41.612	55.851	+1.038	22.193	16.706	16.952
12	13:54:39.708	58.096	+3.283	22.548	17.857	17.691
(290) Sam BALOTA						
1	13:44:30.936	58.473	+3.723	24.052	17.580	16.841
2	13:45:26.928	55.992	+1.242	22.281	16.539	17.172
3	13:46:23.841	56.913	+2.163	22.793	17.419	16.701
4	13:47:18.906	55.065	+0.315	22.257	16.277	16.531
5	13:48:13.770	54.864	+0.114	22.058	16.244	16.562
6	13:49:08.854	55.084	+0.334	22.219	16.273	16.592
7	13:50:04.272	55.418	+0.668	22.451	16.430	16.537
8	13:50:59.557	55.285	+0.535	22.345	16.401	16.539
9	13:51:54.307	54.750		22.008	16.237	16.505
10	13:52:49.149	54.842	+0.092	22.065	16.269	16.508
11	13:53:44.360	55.211	+0.461	22.201	16.366	16.644
12	13:54:40.291	55.931	+1.181	22.349	16.712	16.870

Lap	Time of Day	Lap Tm	Diff	S1 Tm	S2 Tm	S3 Tm
(203) Florent DYRDA						
1	13:44:30.998	58.633	+4.060	24.023	17.540	17.070
2	13:45:27.041	56.043	+1.470	22.365	16.466	17.212
3	13:46:24.531	57.490	+2.917	22.584	17.425	17.481
4	13:47:20.692	56.161	+1.588	23.152	16.408	16.601
5	13:48:15.518	54.826	+0.253	21.995	16.336	16.495
6	13:49:10.273	54.755	+0.182	21.972	16.195	16.588
7	13:50:05.424	55.151	+0.578	22.234	16.369	16.548
8	13:51:00.113	54.689	+0.116	21.975	16.219	16.495
9	13:51:55.078	54.965	+0.392	22.230	16.244	16.491
10	13:52:49.651	54.573		21.882	16.224	16.467
11	13:53:44.559	54.908	+0.335	22.025	16.311	16.572
12	13:54:40.372	55.813	+1.240	22.221	16.747	16.845

Lap	Time of Day	Lap Tm	Diff	S1 Tm	S2 Tm	S3 Tm
(270) Thomas VAN VLIET						
1	13:44:31.451	59.113	+4.368	24.373	17.486	17.254
2	13:45:27.369	55.918	+1.173	22.601	16.580	16.737
3	13:46:24.529	57.160	+2.415	22.536	17.728	16.896
4	13:47:20.201	55.672	+0.927	22.681	16.426	16.565
5	13:48:15.101	54.900	+0.155	22.045	16.309	16.546
6	13:49:10.158	55.057	+0.312	21.940	16.326	16.791
7	13:50:05.254	55.096	+0.351	22.248	16.299	16.549
8	13:50:59.999	54.745		21.994	16.218	16.533
9	13:51:55.461	55.462	+0.717	22.415	16.458	16.589
10	13:52:50.465	55.004	+0.259	22.130	16.244	16.630
11	13:53:45.702	55.237	+0.492	22.160	16.360	16.717
12	13:54:41.130	55.428	+0.683	22.271	16.405	16.752

Lap	Time of Day	Lap Tm	Diff	S1 Tm	S2 Tm	S3 Tm
(224) Angelo MELI						
1	13:44:32.226	59.510	+4.648	24.921	17.350	17.239
2	13:45:28.465	56.239	+1.377	22.852	16.714	16.673
3	13:46:24.822	56.357	+1.495	22.140	17.492	16.725
4	13:47:20.901	56.079	+1.217	23.126	16.375	16.578
5	13:48:15.851	54.950	+0.088	22.101	16.290	16.559
6	13:49:10.713	54.862		22.106	16.209	16.547
7	13:50:05.939	55.226	+0.364	22.141	16.388	16.697
8	13:51:01.354	55.415	+0.553	22.507	16.321	16.587
9	13:51:57.029	55.675	+0.813	22.431	16.586	16.658
10	13:52:52.022	54.993	+0.131	22.129	16.282	16.582
11	13:53:47.236	55.214	+0.352	22.132	16.357	16.725
12	13:54:43.576	56.340	+1.478	22.413	17.109	16.818

Lap	Time of Day	Lap Tm	Diff	S1 Tm	S2 Tm	S3 Tm
(372) Andy RATEL						
1	13:44:34.849	1:00.208	+5.644	25.070	18.149	16.989
2	13:45:31.267	56.418	+1.854	22.801	17.013	16.604
3	13:46:27.571	56.304	+1.740	22.602	17.217	16.485
4	13:47:23.355	55.784	+1.220	22.233	17.020	16.531

Timekeeping Meik Wagner: Clerk of the course Thomas Lainer:

Steward (Chairman) Wim Cools: Chief Scrutineer Liam van de Wouwer:

Printed: 16.08.2024 14:25:48 posted at: h **www.mylaps.com**
Licensed to: MW Racec Consulting

Page 1/4



IAME Series Benelux Round 4 Genk

X30 Senior

Genk 1,360 Km

Heat 2 D-E

16.08.2024 12:50

Race (10:00 and 1 Laps) started at 13:43:32

Table with 6 columns: Lap, Time of Day, Lap Tm, Diff, S1 Tm, S2 Tm, S3 Tm. Rows 5-12.

Table with 6 columns: Lap, Time of Day, Lap Tm, Diff, S1 Tm, S2 Tm, S3 Tm. Rows 1-12.

Table with 6 columns: Lap, Time of Day, Lap Tm, Diff, S1 Tm, S2 Tm, S3 Tm. Header: (231) Gaëtan DEBRABANDERE. Rows 1-12.

Table with 6 columns: Lap, Time of Day, Lap Tm, Diff, S1 Tm, S2 Tm, S3 Tm. Header: (217) Tess VERSCHOOR. Rows 1-12.

Table with 6 columns: Lap, Time of Day, Lap Tm, Diff, S1 Tm, S2 Tm, S3 Tm. Header: (214) Yanis BOUILLEZ. Rows 1-12.

Table with 6 columns: Lap, Time of Day, Lap Tm, Diff, S1 Tm, S2 Tm, S3 Tm. Header: (285) Roberto BAAS. Rows 1-12.

Table with 6 columns: Lap, Time of Day, Lap Tm, Diff, S1 Tm, S2 Tm, S3 Tm. Header: (257) Hugo BESSON. Rows 1-12.

Table with 6 columns: Lap, Time of Day, Lap Tm, Diff, S1 Tm, S2 Tm, S3 Tm. Header: (267) Rhys NEWBURN. Rows 1-12.

Table with 6 columns: Lap, Time of Day, Lap Tm, Diff, S1 Tm, S2 Tm, S3 Tm. Header: (356) Leonardo LONGONI. Rows 1-12.

Table with 6 columns: Lap, Time of Day, Lap Tm, Diff, S1 Tm, S2 Tm, S3 Tm. Header: (297) Luis ESSER. Rows 1-12.

Table with 6 columns: Lap, Time of Day, Lap Tm, Diff, S1 Tm, S2 Tm, S3 Tm. Header: (212) Delano WELLENS. Rows 1-12.

Timekeeping Meik Wagner:



Clerk of the course Thomas Lainer:

Steward (Chairman) Wim Cools:

Chief Scrutineer Liam van de Wouwer:

IAME Series Benelux Round 4 Genk

X30 Senior

Genk 1,360 Km

Heat 2 D-E

16.08.2024 12:50

Race (10:00 and 1 Laps) started at 13:43:32

Lap	Time of Day	Lap Tm	Diff	S1 Tm	S2 Tm	S3 Tm	Lap	Time of Day	Lap Tm	Diff	S1 Tm	S2 Tm	S3 Tm
11	13:53:47.701	54.836		21.965	16.262	16.609	7	13:50:12.074	55.308	+0.249	22.272	16.378	16.658
12	13:54:44.744	57.043	+2.207	22.155	17.652	17.236	8	13:51:07.133	55.059		22.169	16.269	16.621
(354) Charly GLUME							9	13:52:02.336	55.203	+0.144	22.175	16.402	16.626
1	13:44:33.239	59.926	+5.327	24.852	17.684	17.390	10	13:53:00.715	58.379	+3.320	24.433	17.024	16.922
2	13:45:29.470	56.231	+1.632	22.670	16.721	16.840	11	13:53:56.876	56.161	+1.102	22.920	16.514	16.727
3	13:46:25.451	55.981	+1.382	22.400	16.899	16.682	12	13:54:52.353	55.477	+0.418	22.205	16.537	16.735
4	13:47:21.571	56.120	+1.521	22.948	16.469	16.703	(398) Lluís TORT MAS						
5	13:48:16.468	54.897	+0.298	22.051	16.216	16.630	1	13:44:35.853	1:01.909	+6.607	25.729	18.483	17.697
6	13:49:11.067	54.599		21.957	16.131	16.511	2	13:45:32.630	56.777	+1.475	22.757	17.061	16.959
7	13:50:06.210	55.143	+0.544	21.969	16.390	16.784	3	13:46:29.948	57.318	+2.016	22.904	17.265	17.149
8	13:51:01.496	55.286	+0.687	22.364	16.327	16.595	4	13:47:26.807	56.859	+1.557	22.919	16.567	17.373
9	13:51:58.601	57.105	+2.506	22.372	16.981	17.752	5	13:48:23.134	56.327	+1.025	23.157	16.501	16.669
10	13:52:53.545	54.944	+0.345	22.186	16.194	16.564	6	13:49:18.897	55.763	+0.461	22.321	16.544	16.898
11	13:53:48.336	54.791	+0.192	22.027	16.191	16.573	7	13:50:14.199	55.302		22.204	16.471	16.627
12	13:54:44.750	56.414	+1.815	22.159	17.116	17.139	8	13:51:09.951	55.752	+0.450	22.326	16.811	16.615
(377) Torben GROEHNDAHL							9	13:52:05.562	55.611	+0.309	22.029	16.691	16.891
1	13:44:32.332	58.934	+4.191	24.390	17.664	16.880	10	13:53:01.325	55.763	+0.461	22.386	16.679	16.698
2	13:45:29.374	57.042	+2.299	22.982	16.855	17.205	11	13:53:57.193	55.868	+0.566	22.538	16.552	16.778
3	13:46:25.542	56.168	+1.425	22.705	16.912	16.551	12	13:54:52.642	55.449	+0.147	22.271	16.463	16.715
4	13:47:26.152	1:00.610	+5.867	25.114	17.977	17.519	(254) Conor GRANT						
5	13:48:22.316	56.164	+1.421	22.926	16.542	16.696	1	13:44:30.677	58.406	+3.343	24.038	17.458	16.910
6	13:49:17.736	55.420	+0.677	22.502	16.342	16.576	2	13:45:26.863	56.186	+1.123	22.334	16.487	17.365
7	13:50:13.013	55.277	+0.534	22.147	16.502	16.628	3	13:46:32.446	1:05.583	+10.520	22.355	25.818	17.410
8	13:51:08.041	55.028	+0.285	22.217	16.323	16.488	4	13:47:28.421	55.975	+0.912	22.751	16.551	16.673
9	13:52:02.784	54.743		22.004	16.217	16.522	5	13:48:24.645	56.224	+1.161	22.776	16.761	16.687
10	13:52:57.903	55.119	+0.376	22.304	16.281	16.534	6	13:49:19.873	55.228	+0.165	22.218	16.403	16.607
11	13:53:54.417	56.514	+1.771	23.076	16.668	16.770	7	13:50:15.173	55.300	+0.237	22.034	16.645	16.621
12	13:54:49.898	55.481	+0.738	22.424	16.460	16.597	8	13:51:10.236	55.063		22.149	16.410	16.504
(306) Ilyes PRUVOST							9	13:52:05.787	55.551	+0.488	22.088	16.512	16.951
1	13:44:37.638	1:04.337	+9.461	27.557	19.288	17.492	10	13:53:02.042	56.255	+1.192	22.552	16.913	16.790
2	13:45:34.640	57.002	+2.126	22.754	17.309	16.939	11	13:53:57.542	55.500	+0.437	22.349	16.497	16.654
3	13:46:30.941	56.301	+1.425	22.234	17.143	16.924	12	13:54:52.851	55.309	+0.246	22.195	16.418	16.696
4	13:47:26.868	55.927	+1.051	22.195	16.672	17.060	(318) Marius BARRY-BERG						
5	13:48:22.722	55.854	+0.978	22.679	16.557	16.618	1	13:44:35.733	1:01.990	+6.683	26.259	18.395	17.336
6	13:49:18.236	55.514	+0.638	22.538	16.407	16.569	2	13:45:32.464	56.731	+1.424	22.707	17.057	16.967
7	13:50:13.368	55.132	+0.256	22.079	16.367	16.686	3	13:46:28.873	56.409	+1.102	22.474	17.079	16.856
8	13:51:08.853	55.485	+0.609	22.357	16.388	16.740	4	13:47:26.092	57.219	+1.912	22.326	17.674	17.219
9	13:52:03.729	54.876		22.041	16.259	16.576	5	13:48:22.254	56.162	+0.855	22.785	16.565	16.812
10	13:52:58.978	55.249	+0.373	22.168	16.452	16.629	6	13:49:18.664	56.410	+1.103	23.104	16.479	16.827
11	13:53:54.577	55.599	+0.723	22.208	16.674	16.717	7	13:50:14.074	55.410	+0.103	22.237	16.393	16.780
12	13:54:50.504	55.927	+1.051	22.718	16.552	16.657	8	13:51:09.381	55.307		22.189	16.391	16.727
(273) Kyano WELLENS							9	13:52:05.087	55.706	+0.399	22.419	16.509	16.778
1	13:44:34.129	1:01.212	+6.365	25.734	17.931	17.547	10	13:53:01.146	56.059	+0.752	22.374	16.683	17.002
2	13:45:30.673	56.544	+1.697	22.996	16.746	16.802	11	13:53:57.482	56.336	+1.029	22.839	16.634	16.863
3	13:46:32.575	1:01.902	+7.055	22.992	22.090	16.820	12	13:54:53.304	55.822	+0.515	22.435	16.508	16.879
4	13:47:27.903	55.328	+0.481	22.288	16.421	16.619	(261) Thibault GELADE						
5	13:48:24.220	56.317	+1.470	22.952	16.666	16.699	1	13:44:32.043	59.510	+4.737	24.722	17.394	17.394
6	13:49:19.351	55.131	+0.284	22.220	16.329	16.582	2	13:45:28.729	56.686	+1.913	22.941	16.967	16.778
7	13:50:14.483	55.132	+0.285	22.186	16.386	16.560	3	13:46:24.930	56.201	+1.428	22.316	17.206	16.679
8	13:51:09.678	55.195	+0.348	22.112	16.552	16.531	4	13:47:21.915	56.985	+2.212	23.219	16.591	17.175
9	13:52:04.525	54.847		22.048	16.256	16.543	5	13:48:26.672	1:04.757	+9.984	29.159	18.336	17.262
10	13:53:00.835	56.310	+1.463	22.278	17.057	16.975	6	13:49:22.683	56.011	+1.238	22.622	16.578	16.811
11	13:53:56.244	55.409	+0.562	22.427	16.390	16.592	7	13:50:17.887	55.204	+0.431	22.171	16.414	16.619
12	13:54:51.462	55.218	+0.371	22.213	16.423	16.582	8	13:51:12.660	54.773		22.036	16.203	16.534
(225) Koen DE ROOIJ							9	13:52:07.438	54.778	+0.005	21.995	16.251	16.532
1	13:44:35.542	1:01.327	+6.268	25.330	18.514	17.483	10	13:53:03.842	56.404	+1.631	22.717	16.839	16.848
2	13:45:32.177	56.635	+1.576	22.733	17.052	16.850	11	13:53:59.446	55.604	+0.831	22.324	16.573	16.707
3	13:46:28.469	56.292	+1.233	22.330	17.338	16.624	12	13:54:54.578	55.132	+0.359	22.153	16.389	16.590
4	13:47:24.886	56.417	+1.358	22.271	17.307	16.839	(223) Wesley DE GOEIJ						
5	13:48:20.387	55.501	+0.442	22.397	16.514	16.590	1	13:44:34.782	1:01.151	+6.202	25.529	18.362	17.260
6	13:49:16.766	56.379	+1.320	22.150	17.321	16.908	2	13:45:31.651	56.869	+1.920	23.052	17.092	16.725

IAME Series Benelux Round 4 Genk

X30 Senior

Genk 1,360 Km

Heat 2 D-E

16.08.2024 12:50

Race (10:00 and 1 Laps) started at 13:43:32

Lap	Time of Day	Lap Tm	Diff	S1 Tm	S2 Tm	S3 Tm	Lap	Time of Day	Lap Tm	Diff	S1 Tm	S2 Tm	S3 Tm
3	13:46:28.289	56.638	+1.689	22.475	17.305	16.858							
4	13:47:25.926	57.637	+2.688	22.686	17.758	17.193							
5	13:48:21.915	55.989	+1.040	22.807	16.502	16.680							
6	13:49:17.106	55.191	+0.242	22.239	16.304	16.648							
7	13:50:12.459	55.353	+0.404	22.418	16.289	16.646							
8	13:51:07.408	54.949		22.120	16.229	16.600							
9	13:52:02.521	55.113	+0.164	22.103	16.321	16.689							
10	13:52:57.701	55.180	+0.231	22.095	16.366	16.719							
11	13:53:54.329	56.628	+1.679	23.075	16.619	16.934							
12	13:54:50.239	55.910	+0.961	22.814	16.449	16.647							
(208) Ellie DAX(R)							(271) Carina KRONING						
1	13:44:35.915	1:01.773	+6.832	26.217	18.379	17.177	1	13:44:37.236	1:03.250	+7.863	26.613	19.247	17.390
2	13:45:32.691	56.776	+1.835	22.821	17.130	16.825	2	13:45:34.237	57.001	+1.614	22.706	17.196	17.099
3	13:46:29.029	56.338	+1.397	22.629	16.969	16.740	3	13:46:31.139	56.902	+1.515	22.450	17.220	17.232
4	13:47:26.460	57.431	+2.490	22.432	17.593	17.406	4	13:47:27.385	56.246	+0.859	22.628	16.717	16.901
5	13:48:22.512	56.052	+1.111	22.880	16.551	16.621	5	13:48:24.973	57.588	+2.201	23.537	17.151	16.900
6	13:49:17.979	55.467	+0.526	22.379	16.461	16.627	6	13:49:20.556	55.583	+0.196	22.194	16.626	16.763
7	13:50:13.093	55.114	+0.173	22.006	16.575	16.533	7	13:50:15.943	55.387		22.124	16.551	16.712
8	13:51:08.916	55.823	+0.882	22.471	16.459	16.893	8	13:51:11.823	55.880	+0.493	22.082	16.663	17.135
9	13:52:03.857	54.941		22.101	16.367	16.473	9	13:52:07.223	55.410	+0.023	22.170	16.501	16.739
10	13:52:59.206	55.349	+0.408	22.226	16.564	16.559	10	13:53:04.001	56.768	+1.381	22.992	16.911	16.865
11	13:53:54.663	55.457	+0.516	22.322	16.594	16.541	11	13:54:00.151	56.150	+0.763	22.413	16.981	16.756
12	13:54:50.697	56.034	+1.093	22.901	16.540	16.593	12	13:54:56.084	55.933	+0.546	22.171	16.744	17.018
(219) Ollie MEURS							(202) Taijo VLIEGEN(R)						
1	13:44:37.876	1:03.592	+8.083	25.987	19.982	17.623	1	13:44:32.880	59.766	+3.591	24.832	17.672	17.262
2	13:45:34.803	56.927	+1.418	22.688	17.085	17.154	2	13:45:29.117	56.237	+0.062	22.665	16.715	16.857
3	13:46:31.131	56.328	+0.819	22.363	17.006	16.959	3	13:46:25.292	56.175		22.130	17.323	16.722
4	13:47:27.082	55.951	+0.442	22.503	16.584	16.864	4	13:47:21.997	56.705	+0.530	23.278	16.601	16.826
5	13:48:23.561	56.479	+0.970	23.126	16.592	16.761							
6	13:49:19.119	55.558	+0.049	22.251	16.560	16.747							
7	13:50:15.032	55.913	+0.404	22.568	16.664	16.681							
8	13:51:11.008	55.976	+0.467	22.361	16.815	16.800							
9	13:52:06.517	55.509		22.224	16.564	16.721							
10	13:53:03.486	56.969	+1.460	22.494	17.144	17.331							
11	13:53:59.653	56.167	+0.658	22.502	16.630	17.035							
12	13:54:55.917	56.264	+0.755	22.370	16.690	17.204							
(320) Emma WEINREICH													
1	13:44:37.433	1:03.255	+7.871	26.517	19.239	17.499							
2	13:45:33.974	56.541	+1.157	22.737	16.897	16.907							
3	13:46:30.400	56.426	+1.042	22.449	17.164	16.813							
4	13:47:27.180	56.780	+1.396	22.556	16.791	17.433							
5	13:48:24.286	57.106	+1.722	23.493	16.688	16.925							
6	13:49:20.283	55.997	+0.613	22.645	16.644	16.708							
7	13:50:15.667	55.384		22.195	16.453	16.736							
8	13:51:11.549	55.882	+0.498	22.171	16.695	17.016							
9	13:52:06.969	55.420	+0.036	22.209	16.533	16.678							
10	13:53:03.585	56.616	+1.232	22.528	16.853	17.235							
11	13:53:59.893	56.308	+0.924	22.481	17.088	16.739							
12	13:54:56.011	56.118	+0.734	22.228	16.736	17.154							
(204) Emmilio VANOVERBERGHE													
1	13:44:36.766	1:02.003	+6.660	25.723	19.043	17.237							
2	13:45:33.083	56.317	+0.974	22.765	16.700	16.852							
3	13:46:29.887	56.804	+1.461	22.591	17.210	17.003							
4	13:47:27.051	57.164	+1.821	22.859	16.580	17.725							
5	13:48:24.019	56.968	+1.625	23.554	16.564	16.850							
6	13:49:19.755	55.736	+0.393	22.490	16.494	16.752							
7	13:50:15.437	55.682	+0.339	22.460	16.490	16.732							
8	13:51:11.465	56.028	+0.685	22.282	16.845	16.901							
9	13:52:06.808	55.343		22.226	16.380	16.737							
10	13:53:03.378	56.570	+1.227	22.290	17.145	17.135							
11	13:53:59.160	55.782	+0.439	22.392	16.509	16.881							
12	13:54:55.754	56.594	+1.251	22.362	17.105	17.127							

IAME Series Benelux Round 4 Genk

Lapchart

X30 Senior

Genk 1,360 Km

Heat 2 D-E

16.08.2024 12:50

Race (10:00 and 1 Laps) started at 13:43:32

Competitors	Laps	Laps												
		0	1	2	3	4	5	6	7	8	9	10	11	12
Patrice KOWALEWSKI(R) (244)	1	244	201	201	201	201	201	201	244	244	244	244	201	201
Henkie KALTEREN (201)	2	201	244	244	244	244	244	244	201	201	201	201	244	244
Roxanne LANTINGA(R) (357)	3	357	259	357	357	357	357	357	357	357	357	357	357	259
Simon LACROIX (259)	4	259	357	259	290	290	290	290	259	259	259	259	259	284
Conor GRANT (254)	5	254	254	254	259	259	259	259	290	284	284	284	284	357
Thomas VAN VLIET (270)	6	270	290	290	284	284	284	284	284	290	290	290	290	290
Florent DYRDA (203)	7	203	203	203	270	270	270	270	270	270	203	203	203	203
Mika VOS (284)	8	284	284	284	203	231	231	231	203	203	270	270	270	270
Sam BALOTA (290)	9	290	270	270	231	203	203	203	224	224	224	224	224	224
Thibault GELADE (261)	10	261	231	231	224	224	224	224	231	354	372	372	372	372
Gaëtan DEBRABANDERE (231)	11	231	261	224	261	354	354	354	354	231	297	297	297	231
Angelo MELI (224)	12	224	224	261	202	261	297	297	297	297	231	231	231	297
Yanis BOUILLEZ (214)	13	214	297	202	354	202	356	372	372	372	354	354	354	354
Kyano WELLENS (273)	14	273	377	377	377	214	372	356	257	257	257	257	214	214
Luis ESSER (297)	15	297	202	354	297	297	285	257	356	285	214	214	257	257
Delano WELLENS (212)	16	212	354	297	214	285	257	285	285	214	285	356	356	356
Taiyo VLIEGEN(R) (202)	17	202	214	217	212	212	212	214	356	356	285	212	212	212
Rhys NEWBURN (267)	18	267	285	214	285	356	214	214	212	212	212	212	285	217
Ilyes PRUVOST (306)	19	306	217	285	212	372	217	225	225	225	225	223	217	285
Charly GLUME (354)	20	354	273	212	356	257	225	217	223	223	223	217	223	267
Roberto BAAS (285)	21	285	212	273	372	217	267	267	217	217	217	377	267	377
Torben GROEHND AHL (377)	22	377	257	257	257	225	223	223	267	377	377	267	377	223
Hugo BESSON (257)	23	257	356	356	267	267	318	377	377	267	267	306	306	306
Leonardo LONGONI (356)	24	356	223	372	223	223	377	208	208	306	306	208	208	208
Tess VERSCHOOR (217)	25	217	372	223	225	318	208	306	306	208	208	225	273	273
Wesley DE GOEIJ (223)	26	223	267	267	318	377	306	318	318	318	273	273	225	225
Marius BARRY-BERG (318)	27	318	225	225	208	208	398	398	398	273	318	318	398	398
Lluís TORT MAS (398)	28	398	318	318	204	398	219	219	273	398	398	398	318	254
Carina KRONING (271)	29	271	398	398	398	306	204	273	219	254	254	254	254	318
Ellie DAX(R) (208)	30	208	208	208	320	204	273	204	254	219	219	204	204	261
Emma WEINREICH (320)	31	320	204	204	306	219	320	254	204	204	204	219	261	204
Koen DE ROOIJ (225)	32	225	271	320	219	320	254	320	320	320	320	320	219	219
Ollie MEURS (219)	33	219	320	271	271	271	271	271	271	271	271	261	320	320
Andy RATEL (372)	34	372	306	306	254	273	261	261	261	261	261	271	271	271
Emmilio VANOVERBERGHE (204)	35	204	219	219	273	254								

IAME Series Benelux Round 4 Genk
X30 Senior
Genk 1,360 Km
Heat 3 B-C
16.08.2024 13:10
Race (10:00 and 1 Laps) started at 14:03:07

Pos	No.	Name	Nat	Chassis	Raceteam	Laps	Total Tm	Diff	Best Tm	km/h	Points	Commer
1	265	Alessandro TUDISCA	BEL	Kosmic	Rsd Karting	12	11:02.549		54.591	89,685	0	
2	288	Tristan KROONE	NLD	TD Kart	Privateer	12	11:04.230	1.681	54.726	89,464	2	
3	247	Sem VAN DER HEIJDEN(R)	NLD	Croc Promotio	KCR-Racing	12	11:04.420	1.871	54.572	89,716	3	
4	289	Otto PYYKÖNEN	FIN	Tony-Kart	EGP Racing Team	12	11:06.959	4.410	54.583	89,698	4	
5	216	Victor LOUIS	BEL	Kosmic	Rsd Karting	12	11:07.249	4.700	54.599	89,672	5	
6	294	Georges NASSAR	ARE	KR	Victory Lane	12	11:07.576	5.027	54.572	89,716	6	
7	346	Daan STEENMAN	NLD	Mad Croc	KCR-Racing	12	11:08.084	5.535	54.786	89,366	7	
8	385	Vilmer SVAHN	SWE	Croc Promotio	Croc Promotion	12	11:08.157	5.608	54.706	89,497	8	
9	374	Fionn MC LAUGHLIN	IRL	KR	Vdk	12	11:08.244	5.695	54.438	89,937	9	5 sec
10	266	Tyron KINARD	BEL	Tony-Kart	Tys Racing	12	11:10.393	7.844	54.869	89,231	10	
11	367	Ruben MOYA	ESP	Pantano	PANTANO RACING TEAM	12	11:10.832	8.283	54.626	89,628	11	
12	264	Max STORM	NLD	Kosmic	Fusion Motorsport Benel	12	11:11.646	9.097	54.888	89,200	12	
13	255	Julian KAMEN	NLD	KR	KBK COMPETITION	12	11:11.714	9.165	54.948	89,102	13	
14	375	Marc LO PICCOLO	FRA	RedSpeed	PB Kart	12	11:12.352	9.803	54.673	89,551	14	5 sec
15	280	Joep MULLER	NLD	Kosmic	FSR	12	11:14.347	11.798	55.092	88,870	15	
16	339	Lewis MACKIE	GBR	Tony-Kart	EGP Racing Team	12	11:15.577	13.028	54.923	89,143	16	5 sec
17	240	Luke TAYLOR	GBR	Lando Norris	Premium Karting	12	11:19.053	16.504	55.116	88,831	17	
18	253	Dinand DE VOS	BEL	KR	Privateer	12	11:19.418	16.869	54.982	89,047	18	
19	341	Casper NORMANN	DNK	Kosmic	Ravet Racing Team	12	11:19.841	17.292	55.224	88,657	19	
20	330	Illiano COUTURE	FRA	Kosmic	CG Racing	12	11:20.089	17.540	55.040	88,953	20	
21	293	Dennis BOUMAN	NLD	Exprit	wjs racing	12	11:20.569	18.020	55.123	88,820	21	
22	238	Enzo MENENDEZ	FRA	RedSpeed	Renaux Racing Team	12	11:20.667	18.118	55.016	88,992	22	
23	303	Christopher BINGHAM	GBR	Gillard	S8 Racing	12	11:20.995	18.446	55.216	88,670	23	
24	307	Andrea PIROVANO	ITA	TB Kart	TBKART	12	11:21.189	18.640	55.045	88,945	24	
25	275	Jack NETTLESHIP	GBR	TB Kart	Privateer	12	11:21.307	18.758	54.868	89,232	25	5 sec
26	334	Suleiman ZANFARI	MAR	KR	Vdk	12	11:21.517	18.968	54.752	89,421	26	10 sec
27	258	Aaron FERRAZZANO	BEL	Kosmic	Eurokarting	12	11:22.181	19.632	55.145	88,784	27	
28	215	Esteban WALGRAEVE	BEL	Kosmic	Rsd Karting	12	11:22.765	20.216	55.032	88,966	28	
29	286	Ruby VERLINDEN	BEL	Kosmic	EGP Racing Team	12	11:23.621	21.072	55.415	88,352	29	
30	274	Miguel SILVA	PRT	Pantano	PANTANO RACING TEAM	12	11:24.064	21.515	55.500	88,216	30	
31	347	Maximiliano RADECK DA SI	FRA	KR	Victory Lane	12	11:24.962	22.413	54.944	89,109	31	5 sec
32	287	Rinse VOS	NLD	Kosmic	Fusion Motorsport Benel	12	11:25.055	22.506	55.211	88,678	32	
33	324	Livia SAMSON	NLD	Falcon	Falcon racing team	12	11:25.120	22.571	55.323	88,498	33	
34	384	Victor AEGERTER	FRA	Croc Promotio	Croc Promotion	12	11:25.767	23.218	55.456	88,286	34	
35	262	Roan VAN DE KERKHOF	NLD	Formula K	Scuderia 24/7	12	11:28.292	25.743	55.621	88,024	35	
36	340	Thibeu WIJERS	NLD	CRG	DFK	12	11:29.857	27.308	55.239	88,633	36	5 sec

Announcements

These results are provisional until the conclusion of any judicial and technical matters!

#334 run off area / 5 sec time penalty

#374, 375, 339, 334, 275, 347, 340 front fairing / 5 sec time penalty

Margin of Victory	Ø km/h	Best Lap Tm	km/h	Best Lap by
1.681	88,676	54.438	89,937	374 - Fionn MC LAUGHLIN

Official Timing www.mwraceconsulting.com
Orbits

Timekeeping Meik Wagner:



Clerk of the course Thomas Lainer:

www.mylaps.com

Steward (Chairman) Wim Cools:

Chief Scrutineer Liam van de Wouwer:

Licensed to: MW Racec Consulting

Printed: 16.08.2024 15:28:23

posted at:

h

IAME Series Benelux Round 4 Genk

X30 Senior

Genk 1,360 Km

Heat 3 B-C

16.08.2024 13:10

Race (10:00 and 1 Laps) started at 14:03:07

Lap	Time of Day	Lap Tm	Diff	S1 Tm	S2 Tm	S3 Tm
(265) Alessandro TUDISCA						
1	14:04:05.325	57.656	+3.065	23.904	16.949	16.803
2	14:05:00.542	55.217	+0.626	22.198	16.415	16.604
3	14:05:56.970	56.428	+1.837	22.196	17.092	17.140
4	14:06:52.603	55.633	+1.042	22.344	16.652	16.637
5	14:07:47.382	54.779	+0.188	22.033	16.233	16.513
6	14:08:42.116	54.734	+0.143	22.013	16.224	16.497
7	14:09:36.754	54.638	+0.047	22.025	16.151	16.462
8	14:10:31.345	54.591		21.965	16.177	16.449
9	14:11:25.957	54.612	+0.021	21.944	16.201	16.467
10	14:12:20.710	54.753	+0.162	22.065	16.166	16.522
11	14:13:15.417	54.707	+0.116	22.026	16.167	16.514
12	14:14:10.218	54.801	+0.210	22.011	16.249	16.541

Lap	Time of Day	Lap Tm	Diff	S1 Tm	S2 Tm	S3 Tm
(288) Tristan KROONE						
1	14:04:05.493	57.697	+2.971	23.899	17.030	16.768
2	14:05:00.882	55.389	+0.663	22.263	16.472	16.654
3	14:05:56.964	56.082	+1.356	22.097	16.955	17.030
4	14:06:53.015	56.051	+1.325	22.540	16.836	16.675
5	14:07:47.941	54.926	+0.200	22.079	16.302	16.545
6	14:08:42.816	54.875	+0.149	22.022	16.296	16.557
7	14:09:37.647	54.831	+0.105	22.037	16.245	16.549
8	14:10:32.373	54.726		21.994	16.223	16.509
9	14:11:27.118	54.745	+0.019	21.993	16.211	16.541
10	14:12:22.230	55.112	+0.386	22.228	16.360	16.524
11	14:13:17.093	54.863	+0.137	22.026	16.289	16.548
12	14:14:11.899	54.806	+0.080	22.040	16.218	16.548

Lap	Time of Day	Lap Tm	Diff	S1 Tm	S2 Tm	S3 Tm
(247) Sem VAN DER HEIJDEN(R)						
1	14:04:07.845	59.974	+5.402	24.725	18.298	16.951
2	14:05:03.379	55.534	+0.962	22.379	16.475	16.680
3	14:05:58.612	55.233	+0.661	22.117	16.478	16.638
4	14:06:53.838	55.226	+0.654	22.240	16.386	16.600
5	14:07:49.317	55.479	+0.907	22.654	16.297	16.528
6	14:08:44.082	54.765	+0.193	21.976	16.221	16.568
7	14:09:38.750	54.668	+0.096	21.916	16.283	16.469
8	14:10:33.322	54.572		21.950	16.163	16.459
9	14:11:27.990	54.668	+0.096	21.957	16.209	16.502
10	14:12:22.712	54.722	+0.150	21.963	16.286	16.473
11	14:13:17.385	54.673	+0.101	22.004	16.195	16.474
12	14:14:12.089	54.704	+0.132	21.999	16.231	16.474

Lap	Time of Day	Lap Tm	Diff	S1 Tm	S2 Tm	S3 Tm
(289) Otto PYYKÖNEN						
1	14:04:07.334	59.444	+4.861	24.785	17.699	16.960
2	14:05:02.967	55.633	+1.050	22.396	16.509	16.728
3	14:05:58.384	55.417	+0.834	22.186	16.496	16.735
4	14:06:54.124	55.740	+1.157	22.564	16.480	16.696
5	14:07:49.785	55.661	+1.078	22.697	16.393	16.571
6	14:08:44.636	54.851	+0.268	22.080	16.243	16.528
7	14:09:39.444	54.808	+0.225	22.061	16.286	16.461
8	14:10:34.027	54.583		21.913	16.207	16.463
9	14:11:29.261	55.234	+0.651	22.121	16.589	16.524
10	14:12:23.923	54.662	+0.079	21.972	16.198	16.492
11	14:13:18.689	54.766	+0.183	22.011	16.237	16.518
12	14:14:14.628	55.939	+1.356	22.372	16.977	16.590

Lap	Time of Day	Lap Tm	Diff	S1 Tm	S2 Tm	S3 Tm
(216) Victor LOUIS						
1	14:04:04.736	57.015	+2.416	23.398	16.800	16.817
2	14:05:00.324	55.588	+0.989	22.334	16.519	16.735
3	14:05:57.286	56.962	+2.363	22.178	17.792	16.992
4	14:06:53.941	56.655	+2.056	22.460	16.999	17.196
5	14:07:50.087	56.146	+1.547	23.020	16.546	16.580
6	14:08:44.965	54.878	+0.279	22.102	16.277	16.499
7	14:09:39.679	54.714	+0.115	21.988	16.252	16.474
8	14:10:34.278	54.599		21.956	16.184	16.459

Lap	Time of Day	Lap Tm	Diff	S1 Tm	S2 Tm	S3 Tm
9	14:11:29.507	55.229	+0.630	22.032	16.735	16.462
10	14:12:24.157	54.650	+0.051	21.980	16.187	16.483
11	14:13:18.840	54.683	+0.084	22.001	16.267	16.415
12	14:14:14.918	56.078	+1.479	22.315	16.998	16.765

Lap	Time of Day	Lap Tm	Diff	S1 Tm	S2 Tm	S3 Tm
(294) Georges NASSAR						
1	14:04:09.163	1:01.167	+6.595	25.293	18.140	17.734
2	14:05:05.273	56.110	+1.538	22.687	16.671	16.752
3	14:06:00.720	55.447	+0.875	22.202	16.580	16.665
4	14:06:55.990	55.270	+0.698	22.132	16.465	16.673
5	14:07:51.446	55.456	+0.884	22.107	16.347	17.002
6	14:08:46.347	54.901	+0.329	22.115	16.242	16.544
7	14:09:41.028	54.681	+0.109	21.936	16.311	16.434
8	14:10:35.820	54.792	+0.220	21.984	16.305	16.503
9	14:11:30.727	54.907	+0.335	22.114	16.334	16.459
10	14:12:25.299	54.572		21.894	16.236	16.442
11	14:13:20.008	54.709	+0.137	21.930	16.247	16.532
12	14:14:15.245	55.237	+0.665	22.142	16.548	16.547

Lap	Time of Day	Lap Tm	Diff	S1 Tm	S2 Tm	S3 Tm
(346) Daan STEENMAN						
1	14:04:08.121	1:00.066	+5.280	25.015	18.049	17.002
2	14:05:03.683	55.562	+0.776	22.425	16.451	16.686
3	14:05:59.537	55.854	+1.068	22.125	16.819	16.910
4	14:06:55.143	55.606	+0.820	22.423	16.503	16.680
5	14:07:50.715	55.572	+0.786	22.197	16.498	16.877
6	14:08:45.727	55.012	+0.226	22.125	16.300	16.587
7	14:09:40.590	54.863	+0.077	22.024	16.266	16.573
8	14:10:35.376	54.786		22.020	16.213	16.553
9	14:11:30.262	54.886	+0.100	22.038	16.299	16.549
10	14:12:25.140	54.878	+0.092	22.019	16.286	16.573
11	14:13:20.243	55.103	+0.317	22.285	16.298	16.520
12	14:14:15.753	55.510	+0.724	22.048	16.548	16.914

Lap	Time of Day	Lap Tm	Diff	S1 Tm	S2 Tm	S3 Tm
(385) Vilmer SVAHN						
1	14:04:09.098	1:00.968	+6.262	24.681	18.524	17.763
2	14:05:05.580	56.482	+1.776	22.841	16.857	16.784
3	14:06:00.884	55.304	+0.598	22.159	16.496	16.649
4	14:06:56.147	55.263	+0.557	22.166	16.463	16.634
5	14:07:51.342	55.195	+0.489	22.080	16.354	16.761
6	14:08:46.131	54.789	+0.083	22.049	16.217	16.523
7	14:09:40.837	54.706		21.968	16.222	16.516
8	14:10:35.670	54.833	+0.127	22.027	16.245	16.561
9	14:11:30.987	55.317	+0.611	22.330	16.408	16.579
10	14:12:25.767	54.780	+0.074	22.010	16.199	16.571
11	14:13:20.623	54.856	+0.150	22.011	16.260	16.585
12	14:14:15.826	55.203	+0.497	21.998	16.285	16.920

Lap	Time of Day	Lap Tm	Diff	S1 Tm	S2 Tm	S3 Tm
(374) Fionn MC LAUGHLIN						
1	14:04:05.867	58.052	+3.614	24.097	17.027	16.928
2	14:05:01.773	55.906	+1.468	22.586	16.618	16.702
3	14:05:57.986	56.213	+1.775	22.127	17.237	16.849
4	14:06:53.687	55.701	+1.263	22.285	16.587	16.829
5	14:07:48.617	54.930	+0.492	22.108	16.284	16.538
6	14:08:43.428	54.811	+0.373	21.992	16.305	16.514
7	14:09:38.171	54.743	+0.305	22.017	16.239	16.487
8	14:10:32.780	54.609	+0.171	21.979	16.182	16.448
9	14:11:27.355	54.575	+0.137	21.895	16.257	16.423
10	14:12:21.793	54.438		21.922	16.113	16.403
11	14:13:16.342	54.549	+0.111	21.961	16.164	16.424
12	14:14:10.913	54.571	+0.133	21.911	16.205	16.455

Lap	Time of Day	Lap Tm	Diff	S1 Tm	S2
-----	-------------	--------	------	-------	----

IAME Series Benelux Round 4 Genk

Genk 1,360 Km

X30 Senior

16.08.2024 13:10

Heat 3 B-C

Race (10:00 and 1 Laps) started at 14:03:07

Table with columns: Lap, Time of Day, Lap Tm, Diff, S1 Tm, S2 Tm, S3 Tm. Rows for laps 5 to 12 of the first heat.

Table for driver (367) Ruben MOYA, rows 1 to 12 with timing data.

Table for driver (264) Max STORM, rows 1 to 12 with timing data.

Table for driver (255) Julian KAMEN, rows 1 to 12 with timing data.

Table for driver (375) Marc LO PICCOLO, rows 1 to 12 with timing data.

Table for driver (280) Joep MULLER, row 1 with timing data.

Table for driver (339) Lewis MACKIE, rows 1 to 12 with timing data.

Table for driver (240) Luke TAYLOR, rows 1 to 12 with timing data.

Table for driver (253) Dinand DE VOS, rows 1 to 12 with timing data.

Table for driver (341) Casper NORMANN, rows 1 to 10 with timing data.

IAME Series Benelux Round 4 Genk

X30 Senior

Genk 1,360 Km

Heat 3 B-C

16.08.2024 13:10

Race (10:00 and 1 Laps) started at 14:03:07

Lap	Time of Day	Lap Tm	Diff	S1 Tm	S2 Tm	S3 Tm	Lap	Time of Day	Lap Tm	Diff	S1 Tm	S2 Tm	S3 Tm
(330) Illiano COUTURE													
1	14:04:08.446	1:00.249	+5.209	24.987	18.078	17.184	7	14:09:48.788	57.789	+2.744	22.936	17.193	17.660
2	14:05:03.956	55.510	+0.470	22.382	16.395	16.733	8	14:10:44.677	55.889	+0.844	22.712	16.479	16.698
3	14:05:59.472	55.516	+0.476	22.113	16.638	16.765	9	14:11:39.991	55.314	+0.269	22.204	16.453	16.657
4	14:06:54.512	55.040		22.133	16.349	16.558	10	14:12:35.607	55.616	+0.571	22.200	16.789	16.627
5	14:07:53.932	59.420	+4.380	22.586	16.645	20.189	11	14:13:32.966	57.359	+2.314	22.775	17.225	17.359
6	14:08:50.800	56.868	+1.828	23.189	16.968	16.711	12	14:14:28.858	55.892	+0.847	22.388	16.762	16.742
7	14:09:47.613	56.813	+1.773	23.052	17.030	16.731	(275) Jack NETTLESHIP						
8	14:10:42.950	55.337	+0.297	22.282	16.458	16.597	1	14:04:10.225	1:01.664	+6.796	25.496	18.956	17.212
9	14:11:38.612	55.662	+0.622	22.294	16.831	16.537	2	14:05:10.101	59.876	+5.008	24.610	18.267	16.999
10	14:12:35.868	57.256	+2.216	22.146	18.460	16.650	3	14:06:06.493	56.392	+1.524	22.441	17.004	16.947
11	14:13:31.644	55.776	+0.736	22.237	16.927	16.612	4	14:07:01.743	55.250	+0.382	22.194	16.451	16.605
12	14:14:27.758	56.114	+1.074	22.262	16.621	17.231	5	14:07:56.611	54.868		22.085	16.258	16.525
							6	14:08:52.149	55.538	+0.670	22.395	16.542	16.601
							7	14:09:48.012	55.863	+0.995	22.070	16.973	16.820
							8	14:10:43.195	55.183	+0.315	22.101	16.470	16.612
							9	14:11:38.453	55.258	+0.390	22.131	16.568	16.559
							10	14:12:33.605	55.152	+0.284	22.056	16.495	16.601
							11	14:13:28.736	55.131	+0.263	22.112	16.382	16.637
							12	14:14:23.976	55.240	+0.372	22.163	16.347	16.730
(293) Dennis BOUMAN							(334) Suleiman ZANFARI						
1	14:04:14.401	1:05.068	+9.945	27.300	18.933	18.835	1	14:04:10.330	1:01.840	+7.088	25.655	18.762	17.423
2	14:05:12.825	58.424	+3.301	23.457	18.011	16.956	2	14:05:07.826	57.496	+2.744	23.493	17.118	16.885
3	14:06:09.205	56.380	+1.257	22.388	17.006	16.986	3	14:06:03.848	56.022	+1.270	22.767	16.526	16.729
4	14:07:04.760	55.555	+0.432	22.406	16.494	16.655	4	14:06:59.125	55.277	+0.525	22.373	16.295	16.609
5	14:08:00.234	55.474	+0.351	22.241	16.395	16.838	5	14:07:54.015	54.890	+0.138	22.048	16.267	16.575
6	14:08:55.723	55.489	+0.366	22.348	16.425	16.716	6	14:08:48.939	54.924	+0.172	22.115	16.248	16.561
7	14:09:50.920	55.197	+0.074	22.125	16.364	16.708	7	14:09:43.718	54.779	+0.027	22.103	16.154	16.522
8	14:10:46.331	55.411	+0.288	22.337	16.456	16.618	8	14:10:38.536	54.818	+0.066	22.007	16.232	16.579
9	14:11:41.454	55.123		22.095	16.404	16.624	9	14:11:33.539	55.003	+0.251	22.052	16.229	16.722
10	14:12:36.795	55.341	+0.218	22.158	16.455	16.728	10	14:12:28.586	55.047	+0.295	22.262	16.241	16.544
11	14:13:32.515	55.720	+0.597	22.472	16.488	16.760	11	14:13:23.338	54.752		21.989	16.240	16.523
12	14:14:28.238	55.723	+0.600	22.252	16.750	16.721	12	14:14:19.186	55.848	+1.096	22.042	16.866	16.940
(238) Enzo MENENDEZ							(258) Aaron FERRAZZANO						
1	14:04:14.280	1:06.322	+11.306	25.092	22.150	19.080	1	14:04:14.367	1:05.218	+10.073	26.561	19.703	18.954
2	14:05:13.885	59.605	+4.589	23.973	18.253	17.379	2	14:05:13.603	59.236	+4.091	23.613	18.321	17.302
3	14:06:09.814	55.929	+0.913	22.477	16.614	16.838	3	14:06:09.738	56.135	+0.990	22.498	16.695	16.942
4	14:07:05.820	56.006	+0.990	22.595	16.834	16.577	4	14:07:06.515	56.777	+1.632	22.617	17.228	16.932
5	14:08:00.935	55.115	+0.099	22.181	16.380	16.554	5	14:08:02.462	55.947	+0.802	22.492	16.627	16.583
6	14:08:56.272	55.337	+0.321	22.433	16.422	16.482	6	14:08:57.835	55.373	+0.228	22.326	16.508	16.539
7	14:09:51.430	55.158	+0.142	22.169	16.451	16.538	7	14:09:52.980	55.145		22.158	16.460	16.527
8	14:10:46.722	55.292	+0.276	22.230	16.493	16.569	8	14:10:48.563	55.583	+0.438	22.170	16.763	16.650
9	14:11:41.738	55.016		22.221	16.324	16.471	9	14:11:43.755	55.192	+0.047	22.122	16.425	16.645
10	14:12:36.899	55.161	+0.145	22.209	16.373	16.579	10	14:12:38.940	55.185	+0.040	22.251	16.442	16.492
11	14:13:32.370	55.471	+0.455	22.266	16.505	16.700	11	14:13:34.139	55.199	+0.054	22.232	16.438	16.529
12	14:14:28.336	55.966	+0.950	22.304	17.090	16.572	12	14:14:29.850	55.711	+0.566	22.385	16.627	16.699
(303) Christopher BINGHAM							(215) Esteban WALGRAEVE						
1	14:04:13.569	1:04.073	+8.857	25.807	19.729	18.537	1	14:04:14.593	1:06.137	+11.105	28.829	18.558	18.750
2	14:05:12.355	58.786	+3.570	23.934	17.819	17.033	2	14:05:14.683	1:00.090	+5.058	23.859	18.244	17.987
3	14:06:08.617	56.262	+1.046	22.609	16.882	16.771	3	14:06:11.383	56.700	+1.668	22.795	17.084	16.821
4	14:07:04.649	56.032	+0.816	22.395	16.711	16.926	4	14:07:06.753	55.370	+0.338	22.178	16.463	16.729
5	14:08:00.429	55.780	+0.564	22.607	16.413	16.760	5	14:08:02.808	56.055	+1.023	22.394	16.935	16.726
6	14:08:55.920	55.491	+0.275	22.393	16.470	16.628	6	14:08:58.293	55.485	+0.453	22.422	16.339	16.724
7	14:09:51.187	55.267	+0.051	22.188	16.495	16.584	7	14:09:53.372	55.079	+0.047	22.080	16.316	16.683
8	14:10:46.538	55.351	+0.135	22.261	16.499	16.591	8	14:10:49.070	55.698	+0.666	22.110	16.660	16.928
9	14:11:42.087	55.549	+0.333	22.481	16.492	16.576	9	14:11:45.029	55.959	+0.927	22.667	16.697	16.595
10	14:12:37.303	55.216		22.189	16.422	16.605	10	14:12:40.220	55.191	+0.159	22.091	16.522	16.578
11	14:13:32.866	55.563	+0.347	22.294	16.479	16.790	11	14:13:35.252	55.032		22.021	16.364	16.647
12	14:14:28.664	55.798	+0.582	22.273	16.831	16.694	12	14:14:30.434	55.182	+0.150	22.101	16.408	16.673
(307) Andrea PIROVANO							(286) Ruby VERLINDEN						
1	14:04:12.384	1:03.712	+8.667	27.182	19.038	17.492	1	14:04:13.536	1:03.645	+8.230	26.663	18.715	18.267
2	14:05:08.893	56.509	+1.464	22.806	16.946	16.757	2	14:05:12.135	58.599	+3.184	23.912	17.612	17.075
3	14:06:05.559	56.666	+1.621	22.379	17.286	17.001							
4	14:07:00.781	55.222	+0.177	22.243	16.379	16.600							
5	14:07:55.826	55.045		22.127	16.356	16.562							
6	14:08:50.999	55.173	+0.128	22.174	16.391	16.608							

IAME Series Benelux Round 4 Genk

X30 Senior

Genk 1,360 Km

Heat 3 B-C

16.08.2024 13:10

Race (10:00 and 1 Laps) started at 14:03:07

Lap	Time of Day	Lap Tm	Diff	S1 Tm	S2 Tm	S3 Tm
3	14:06:09.347	57.212	+1.797	22.847	17.171	17.194
4	14:07:05.120	55.773	+0.358	22.411	16.637	16.725
5	14:08:00.630	55.510	+0.095	22.264	16.507	16.739
6	14:08:57.010	56.380	+0.965	23.011	16.641	16.728
7	14:09:52.727	55.717	+0.302	22.393	16.583	16.741
8	14:10:48.142	55.415		22.021	16.653	16.741
9	14:11:43.651	55.509	+0.094	22.212	16.495	16.802
10	14:12:39.630	55.979	+0.564	22.529	16.666	16.784
11	14:13:35.664	56.034	+0.619	22.286	16.836	16.912
12	14:14:31.290	55.626	+0.211	22.259	16.555	16.812

(274) Miguel SILVA

1	14:04:13.302	1:03.447	+7.947	26.188	18.851	18.408
2	14:05:11.751	58.449	+2.949	23.800	17.424	17.225
3	14:06:08.463	56.712	+1.212	22.783	16.947	16.982
4	14:07:04.414	55.951	+0.451	22.406	16.648	16.897
5	14:08:00.169	55.755	+0.255	22.281	16.600	16.874
6	14:08:56.894	56.725	+1.225	23.268	16.694	16.763
7	14:09:52.435	55.541	+0.041	22.258	16.558	16.725
8	14:10:48.986	56.551	+1.051	22.251	17.312	16.988
9	14:11:44.801	55.815	+0.315	22.533	16.533	16.749
10	14:12:40.712	55.911	+0.411	22.273	16.948	16.690
11	14:13:36.212	55.500		22.223	16.589	16.688
12	14:14:31.733	55.521	+0.021	22.268	16.550	16.703

(347) Maximiliano RADECK DA SILVA

1	14:04:13.663	1:05.024	+10.080	25.813	20.821	18.390
2	14:05:11.913	58.250	+3.306	23.782	17.409	17.059
3	14:06:07.788	55.875	+0.931	22.512	16.604	16.759
4	14:07:02.960	55.172	+0.228	22.189	16.421	16.562
5	14:07:57.981	55.021	+0.077	22.085	16.302	16.634
6	14:08:52.925	54.944		22.033	16.345	16.566
7	14:09:48.661	55.736	+0.792	22.094	16.632	17.010
8	14:10:44.316	55.655	+0.711	22.658	16.412	16.585
9	14:11:39.381	55.065	+0.121	22.109	16.383	16.573
10	14:12:35.364	55.983	+1.039	22.179	17.179	16.625
11	14:13:31.494	56.130	+1.186	22.728	16.803	16.599
12	14:14:27.631	56.137	+1.193	22.283	16.542	17.312

(287) Rinse VOS

1	14:04:13.841	1:04.019	+8.808	26.642	18.967	18.410
2	14:05:12.476	58.635	+3.424	23.683	17.717	17.235
3	14:06:09.776	57.300	+2.089	22.736	17.322	17.242
4	14:07:06.458	56.682	+1.471	22.817	17.091	16.774
5	14:08:02.639	56.181	+0.970	22.624	16.911	16.646
6	14:08:58.042	55.403	+0.192	22.331	16.473	16.599
7	14:09:53.253	55.211		22.178	16.368	16.665
8	14:10:48.973	55.720	+0.509	22.132	16.697	16.891
9	14:11:45.382	56.409	+1.198	23.121	16.647	16.641
10	14:12:40.985	55.603	+0.392	22.265	16.590	16.748
11	14:13:36.390	55.405	+0.194	22.282	16.452	16.671
12	14:14:32.724	56.334	+1.123	22.689	16.823	16.822

(324) Livia SAMSON

1	14:04:14.771	1:04.398	+9.075	26.620	18.848	18.930
2	14:05:14.615	59.844	+4.521	23.580	18.273	17.991
3	14:06:11.588	56.973	+1.650	22.958	17.151	16.864
4	14:07:07.478	55.890	+0.567	22.499	16.519	16.872
5	14:08:03.223	55.745	+0.422	22.491	16.563	16.691
6	14:08:58.691	55.468	+0.145	22.295	16.532	16.641
7	14:09:54.078	55.387	+0.064	22.189	16.481	16.717
8	14:10:49.401	55.323		22.163	16.459	16.701
9	14:11:45.629	56.228	+0.905	23.027	16.472	16.729
10	14:12:41.102	55.473	+0.150	22.231	16.505	16.737
11	14:13:36.756	55.654	+0.331	22.434	16.581	16.639
12	14:14:32.789	56.033	+0.710	22.430	16.806	16.797

(384) Victor AEGERTER

1	14:04:14.523	1:04.699	+9.243	27.101	18.803	18.795
2	14:05:14.874	1:00.351	+4.895	24.177	18.146	18.028
3	14:06:11.876	57.002	+1.546	22.910	17.071	17.021
4	14:07:07.833	55.957	+0.501	22.438	16.651	16.868
5	14:08:03.840	56.007	+0.551	22.462	16.697	16.848
6	14:08:59.708	55.868	+0.412	22.498	16.577	16.793
7	14:09:55.282	55.574	+0.118	22.320	16.457	16.797
8	14:10:50.738	55.456		22.255	16.413	16.788
9	14:11:46.430	55.692	+0.236	22.459	16.454	16.779
10	14:12:41.983	55.553	+0.097	22.289	16.498	16.766
11	14:13:37.611	55.628	+0.172	22.294	16.474	16.860
12	14:14:33.436	55.825	+0.369	22.405	16.606	16.814

(262) Roan VAN DE KERKHOFF

1	14:04:13.975	1:04.342	+8.721	26.501	18.957	18.884
2	14:05:13.980	1:00.005	+4.384	24.116	18.292	17.597
3	14:06:10.672	56.692	+1.071	22.865	16.875	16.952
4	14:07:06.910	56.238	+0.617	22.531	16.691	17.016
5	14:08:03.560	56.650	+1.029	23.198	16.700	16.752
6	14:08:59.986	56.426	+0.805	22.926	16.693	16.807
7	14:09:55.607	55.621		22.368	16.472	16.781
8	14:10:51.772	56.165	+0.544	22.827	16.545	16.793
9	14:11:47.703	55.931	+0.310	22.603	16.559	16.769
10	14:12:43.652	55.949	+0.328	22.595	16.581	16.773
11	14:13:39.708	56.056	+0.435	22.603	16.602	16.851
12	14:14:35.961	56.253	+0.632	22.640	16.612	17.001

(340) Thibaut WIJERS

1	14:04:13.454	1:04.303	+9.064	25.647	20.133	18.523
2	14:05:14.507	1:01.053	+5.814	23.993	18.828	18.232
3	14:06:11.445	56.938	+1.699	22.898	17.071	16.969
4	14:07:07.160	55.715	+0.476	22.491	16.593	16.631
5	14:08:03.056	55.896	+0.657	22.385	16.826	16.685
6	14:08:58.579	55.523	+0.284	22.328	16.542	16.653
7	14:09:53.818	55.239		22.205	16.444	16.590
8	14:10:49.179	55.361	+0.122	22.087	16.505	16.769
9	14:11:45.222	56.043	+0.804	22.834	16.617	16.592
10	14:12:41.011	55.789	+0.550	22.252	16.660	16.877
11	14:13:36.524	55.513	+0.274	22.429	16.478	16.606
12	14:14:32.526	56.002	+0.763	22.468	16.721	16.813

IAME Series Benelux Round 4 Genk

Lapchart

X30 Senior

Genk 1,360 Km

Heat 3 B-C

16.08.2024 13:10

Race (10:00 and 1 Laps) started at 14:03:07

Competitors	Laps												
	0	1	2	3	4	5	6	7	8	9	10	11	12
Alessandro TUDISCA (265)	1	265	216	216	288	265	265	265	265	265	265	265	265
Victor LOUIS (216)	2	216	265	265	265	288	288	288	288	288	374	374	374
Marc LO PICCOLO (375)	3	375	288	288	216	374	374	374	374	374	288	288	288
Tristan KROONE (288)	4	288	374	375	375	375	375	247	247	247	247	247	247
Fionn MC LAUGHLIN (374)	5	374	375	374	374	247	247	375	375	375	289	289	289
Sem VAN DER HEIJDEN(R) (247)	6	247	289	289	289	216	289	289	289	289	216	216	216
Otto PYYKÖNEN (289)	7	289	247	247	247	289	216	216	216	216	375	375	375
Enzo MENENDEZ (238)	8	238	346	346	330	330	346	346	346	346	346	294	294
Georges NASSAR (294)	9	294	330	330	346	346	385	385	385	385	294	294	346
Daan STEENMAN (346)	10	346	385	294	294	294	294	294	294	294	385	385	385
Vilmer SVAHN (385)	11	385	294	385	385	385	264	264	264	264	339	339	339
Illiano COUTURE (330)	12	330	264	264	264	264	339	339	339	339	266	266	339
Lewis MACKIE (339)	13	339	339	255	255	339	266	266	266	266	264	264	367
Tyron KINARD (266)	14	266	255	339	339	266	255	255	255	255	367	367	334
Max STORM (264)	15	264	266	266	266	255	367	367	367	367	334	334	264
Joep MULLER (280)	16	280	275	334	334	367	330	334	334	334	255	255	255
Esteban WALGRAEVE (215)	17	215	334	240	367	334	334	280	280	280	280	280	280
Suleiman ZANFARI (334)	18	334	240	367	280	280	280	330	240	240	240	275	275
Jack NETTLESHIP (275)	19	275	341	280	341	341	307	307	330	330	275	240	240
Julian KAMEN (255)	20	255	367	341	240	307	341	240	275	275	330	253	253
Maximiliano RADECK DA SILVA (347)	21	347	280	307	307	240	240	275	253	253	253	341	341
Andrea PIROVANO (307)	22	307	307	275	253	253	275	253	347	341	341	347	347
Luke TAYLOR (240)	23	240	274	253	275	275	253	341	341	347	347	307	330
Casper NORMANN (341)	24	341	253	274	347	347	347	347	307	307	307	330	293
Aaron FERRAZZANO (258)	25	258	340	347	274	274	274	293	293	293	293	293	238
Thibeau WIJERS (340)	26	340	286	286	303	303	293	303	303	303	238	238	303
Dinand DE VOS (253)	27	253	303	303	293	293	303	238	238	238	303	303	307
Dennis BOUMAN (293)	28	293	347	287	286	286	286	274	274	286	286	258	258
Christopher BINGHAM (303)	29	303	287	293	258	238	238	286	286	258	258	286	215
Roan VAN DE KERKHOF (262)	30	262	262	258	287	287	258	258	258	287	274	215	286
Rinse VOS (287)	31	287	238	238	238	258	287	287	287	274	215	274	274
Victor AEGERTER (384)	32	384	258	262	262	215	215	215	215	215	340	287	340
Miguel SILVA (274)	33	274	293	340	215	262	340	340	340	340	287	340	287
Ruby VERLINDEN (286)	34	286	384	324	340	340	324	324	324	324	324	324	324
Livia SAMSON (324)	35	324	215	215	324	324	262	384	384	384	384	384	384
Ruben MOYA (367)	36	367	324	384	384	384	384	262	262	262	262	262	262

IAME Series Benelux Round 4 Genk

X30 Senior

Genk 1,360 Km

Heat 4 A-G

16.08.2024 14:10

-NEW-

Race (10:00 and 1 Laps) started at 15:13:48

Pos	No.	Name	Nat	Chassis	Raceteam	Laps	Total Tm	Diff	Best Tm	km/h	Points	Commer
1	250	Mattiz MEERSCHAUT	BEL	Croc Promotio	KCR-Racing	9	11:15.822		1:14.159	66,020	0	
2	269	Clement OUTRAN	FRA	TB Kart	Tb Kart	9	11:18.435	2.613	1:14.595	65,634	2	
3	242	Kyuhu LEE	KOR	Tony-Kart	EGP Racing Team	9	11:20.688	4.866	1:14.902	65,365	3	
4	296	Kevin LANTINGA	NLD	Croc Promotio	Lantinga Racing	9	11:27.591	11.769	1:14.883	65,382	4	5 sec
5	302	Lauritz SACHSE	DNK	Falcon	Falcon racing team	9	11:27.678	11.856	1:15.676	64,697	5	
6	268	Clément MASSAUX	BEL	Tony-Kart	Ravet Racing Team	9	11:28.335	12.513	1:14.830	65,428	6	5 sec
7	249	Riemer BLONK	NLD	Croc Promotio	KCR-Racing	9	11:32.183	16.361	1:14.910	65,358	7	5 sec
8	327	Lukas HORCICKA(R)	CZE	Alonso Kart By	GEPA RACING	9	11:35.220	19.398	1:15.974	64,443	8	
9	236	Matthias VANDEKERCKHOV	BEL	KR	Victory Lane	9	11:35.766	19.944	1:16.624	63,896	9	
10	207	Noah MATON	BEL	Kosmic	Rsd Karting	9	11:36.424	20.602	1:16.196	64,255	10	
11	358	Cristian BIASATTI	ITA	TB Kart	Tb Kart	9	11:38.498	22.676	1:15.907	64,500	11	5 sec
12	319	Kayne INCE(R)	NLD	Praga	OW karting	9	11:40.700	24.878	1:15.725	64,655	12	8 sec
13	397	Beau HEIJMANS	NLD	Falcon	Falcon racing team	9	11:41.473	25.651	1:15.621	64,744	13	
14	333	Maxim VANSCHOENWINKEI	BEL	KR	Victory Lane	9	11:41.784	25.962	1:16.289	64,177	14	5 sec
15	222	Alexi CONSTANT(R)	BEL	Kosmic	AC Racing	9	11:42.812	26.990	1:16.052	64,377	15	
16	241	Mirco WOUTERS	BEL	Tony-Kart	EGP Racing Team	9	11:42.939	27.117	1:15.648	64,721	16	5 sec
17	378	Carl LUTTHART	DEU	Falcon	Falcon racing team	9	11:43.262	27.440	1:16.955	63,622	17	
18	281	Maxime BLANCHEMAIN	FRA	KR	Victory Lane	9	11:44.129	28.307	1:16.249	64,211	18	5 sec
19	353	Tobias NORMANN	DNK	Tony-Kart	Ravet Racing Team	9	11:44.856	29.034	1:16.139	64,303	19	5 sec
20	344	Luis AGUIAR CARDOSO	PRT	KR	Vdk	9	11:45.094	29.272	1:16.467	64,028	20	
21	342	Cathal CLARK	GBR	KR	Fusion Motorsport Benel	9	11:47.021	31.199	1:15.638	64,729	21	15 sec
22	351	VAN DUJVENVOORDE Yirol	NLD	Lando Norris	Young Driver Academy	9	11:47.088	31.266	1:16.509	63,992	22	
23	355	Alessandro BIGI	ARE	KR	Victory Lane	9	11:47.114	31.292	1:16.208	64,245	23	5 sec
24	325	Quentin DAPOIGNY	FRA	Kosmic	Privateer	9	11:50.548	34.726	1:15.936	64,475	24	10 sec
25	345	Sofia ZANFARI	MAR	KR	Victory Lane	9	11:52.677	36.855	1:17.121	63,485	25	
26	279	Siebe PAGNAER	BEL	TD Kart	TD Official Racing Team	9	11:53.672	37.850	1:16.720	63,816	26	5 sec
27	221	Raphaël DAUW(R)	BEL	Kosmic	CG Racing	9	11:54.864	39.042	1:16.966	63,613	27	5 sec
28	366	Raphaël LEENDERS	BEL	Kosmic	Rsd Karting	9	11:56.649	40.827	1:16.827	63,728	28	8 sec
29	396	Eric WESS	DEU	Drago Corse	Dutt Motorsport	9	12:11.362	55.540	1:18.596	62,293	29	
30	322	Sky DEFOURNY	NLD	TD Kart	Delre Racing Team	3	3:56.765	6 Laps	1:16.162	64,284	30	
31	301	Bertram SACHSE(R)	DNK	Falcon	Falcon racing team		0.597	9 Laps	-	-	31	
32	338	Luna CLERET	FRA	Pantano	PANTANO RACING TEAM		3.991	9 Laps	-	-	32	

Not classified

DSQ	246	Mattéo VAN DE KERCHOVE	BEL	KR	Vdk	9	11:40.246	DSQ	1:15.945	64,468	38	
DSQ	376	Maxim HAROUTOUNIAN	NLD	Falcon	Falcon racing team	9	11:42.511	DSQ	1:07.590	72,437	38	5 sec
DSQ	308	Louka MOULARD(R)	BEL	Tony-Kart	MCK Racing	9	11:49.299	DSQ	1:16.656	63,870	38	5 sec

Announcements

- These results are provisional until the conclusion of any judicial and technical matters!
- #366, 319 leaving corridor 2 wheels / time penalty 3 sec
- #342 wrong starting position / time penalty 5 sec
- #325 + 353 + 281 run off area / 5 sec time penalty
- #241, 296, 268, 249, 319, 376, 325, 358, 333, 355, 308, 279, 221, 366 front fairing / 5 sec TP
- #342 causing a collision/ time penalty 10 sec
- #246 + 308 disqualified / technical not conform

Margin of Victory	Ø km/h	Best Lap Tm	km/h	Best Lap by
2.613	65,201	1:14.159	66,020	250 - Mattiz MEERSCHAUT

IAME Series Benelux Round 4 Genk
X30 Senior
Genk 1,360 Km
Heat 4 A-G
16.08.2024 14:10
Race (10:00 and 1 Laps) started at 15:13:48

Pos	No.	Name	Nat	Chassis	Raceteam	Laps	Total Tm	Diff	Best Tm	km/h	Points	Commer
1	250	Mattiz MEERSCHAUT	BEL	Croc Promotio	KCR-Racing	9	11:15.822		1:14.159	66,020	0	
2	269	Clement OUTRAN	FRA	TB Kart	Tb Kart	9	11:18.435	2.613	1:14.595	65,634	2	
3	242	Kyuhu LEE	KOR	Tony-Kart	EGP Racing Team	9	11:20.688	4.866	1:14.902	65,365	3	
4	296	Kevin LANTINGA	NLD	Croc Promotio	Lantinga Racing	9	11:27.591	11.769	1:14.883	65,382	4	5 sec
5	302	Lauritz SACHSE	DNK	Falcon	Falcon racing team	9	11:27.678	11.856	1:15.676	64,697	5	
6	268	Clément MASSAUX	BEL	Tony-Kart	Ravet Racing Team	9	11:28.335	12.513	1:14.830	65,428	6	5 sec
7	249	Riemer BLONK	NLD	Croc Promotio	KCR-Racing	9	11:32.183	16.361	1:14.910	65,358	7	5 sec
8	327	Lukas HORCICKA(R)	CZE	Alonso Kart By	GEPA RACING	9	11:35.220	19.398	1:15.974	64,443	8	
9	236	Matthias VANDEKERCKHOV	BEL	KR	Victory Lane	9	11:35.766	19.944	1:16.624	63,896	9	
10	207	Noah MATON	BEL	Kosmic	Rsd Karting	9	11:36.424	20.602	1:16.196	64,255	10	
11	358	Cristian BIASATTI	ITA	TB Kart	Tb Kart	9	11:38.498	22.676	1:15.907	64,500	11	5 sec
12	319	Kayne INCE(R)	NLD	Praga	OW karting	9	11:40.700	24.878	1:15.725	64,655	12	8 sec
13	397	Beau HEIJMANS	NLD	Falcon	Falcon racing team	9	11:41.473	25.651	1:15.621	64,744	13	
14	333	Maxim VANSCHOENWINKEI	BEL	KR	Victory Lane	9	11:41.784	25.962	1:16.289	64,177	14	5 sec
15	222	Alexi CONSTANT(R)	BEL	Kosmic	AC Racing	9	11:42.812	26.990	1:16.052	64,377	15	
16	241	Mirco WOUTERS	BEL	Tony-Kart	EGP Racing Team	9	11:42.939	27.117	1:15.648	64,721	16	5 sec
17	378	Carl LUTTHART	DEU	Falcon	Falcon racing team	9	11:43.262	27.440	1:16.955	63,622	17	
18	281	Maxime BLANCHEMAIN	FRA	KR	Victory Lane	9	11:44.129	28.307	1:16.249	64,211	18	5 sec
19	353	Tobias NORMANN	DNK	Tony-Kart	Ravet Racing Team	9	11:44.856	29.034	1:16.139	64,303	19	5 sec
20	344	Luis AGUIAR CARDOSO	PRT	KR	Vdk	9	11:45.094	29.272	1:16.467	64,028	20	
21	342	Cathal CLARK	GBR	KR	Fusion Motorsport Benel	9	11:47.021	31.199	1:15.638	64,729	21	15 sec
22	351	VAN DUIJVENVOORDE Yirol	NLD	Lando Norris	Young Driver Academy	9	11:47.088	31.266	1:16.509	63,992	22	
23	355	Alessandro BIGI	ARE	KR	Victory Lane	9	11:47.114	31.292	1:16.208	64,245	23	5 sec
24	325	Quentin DAPOIGNY	FRA	Kosmic	Privateer	9	11:50.548	34.726	1:15.936	64,475	24	10 sec
25	345	Sofia ZANFARI	MAR	KR	Victory Lane	9	11:52.677	36.855	1:17.121	63,485	25	
26	279	Siebe PAGNAER	BEL	TD Kart	TD Official Racing Team	9	11:53.672	37.850	1:16.720	63,816	26	5 sec
27	221	Raphaël DAUW(R)	BEL	Kosmic	CG Racing	9	11:54.864	39.042	1:16.966	63,613	27	5 sec
28	366	Raphaël LEENDERS	BEL	Kosmic	Rsd Karting	9	11:56.649	40.827	1:16.827	63,728	28	8 sec
29	396	Eric WESS	DEU	Drago Corse	Dutt Motorsport	9	12:11.362	55.540	1:18.596	62,293	29	
30	322	Sky DEFOURNY	NLD	TD Kart	Delre Racing Team	3	3:56.765	6 Laps	1:16.162	64,284	30	
31	301	Bertram SACHSE(R)	DNK	Falcon	Falcon racing team		0.597	9 Laps	-	-	31	
32	338	Luna CLERET	FRA	Pantano	PANTANO RACING TEAM		3.991	9 Laps	-	-	32	

Not classified

DSQ	246	Mattéo VAN DE KERCHOVE	BEL	KR	Vdk	9	11:40.246	DSQ	1:15.945	64,468	38	
DSQ	376	Maxim HAROUTOUNIAN	NLD	Falcon	Falcon racing team	9	11:42.511	DSQ	1:07.590	72,437	38	5 sec
DSQ	308	Louka MOULARD(R)	BEL	Tony-Kart	MCK Racing	9	11:49.299	DSQ	1:16.656	63,870	38	5 sec

#376 disqualified / short cut

Margin of Victory	Ø km/h	Best Lap Tm	km/h	Best Lap by
2.613	65,201	1:14.159	66,020	250 - Mattiz MEERSCHAUT

 Official Timing www.mwraceconsulting.com

Orbits

Timekeeping Meik Wagner:



Clerk of the course Thomas Lainer:

www.mylaps.com

Steward (Chairman) Wim Cools:

Chief Scrutineer Liam van de Wouwer:

Licensed to: MW Racec Consulting

Printed: 16.08.2024 16:55:37

posted at:

h

Page 2/2

IAME Series Benelux Round 4 Genk

X30 Senior

Genk 1,360 Km

Heat 4 A-G

16.08.2024 14:10

Race (10:00 and 1 Laps) started at 15:13:48

Lap	Time of Day	Lap Tm	Diff	S1 Tm	S2 Tm	S3 Tm	Lap	Time of Day	Lap Tm	Diff	S1 Tm	S2 Tm	S3 Tm
(250) Mattiz MEERSCHAUT							(249) Riemer BLONK						
1	15:15:04.946	1:15.667	+1.508	30.314	22.963	22.390	1	15:15:09.158	1:20.087	+5.177	33.059	23.938	23.090
2	15:16:20.567	1:15.621	+1.462	29.366	23.356	22.899	2	15:16:26.461	1:17.303	+2.393	30.435	23.609	23.259
3	15:17:35.117	1:14.550	+0.391	29.369	22.708	22.473	3	15:17:42.760	1:16.299	+1.389	29.916	23.407	22.976
4	15:18:49.984	1:14.867	+0.708	29.304	22.866	22.697	4	15:18:59.329	1:16.569	+1.659	30.337	23.467	22.765
5	15:20:05.365	1:15.381	+1.222	29.370	23.428	22.583	5	15:20:14.714	1:15.385	+0.475	29.728	23.278	22.379
6	15:21:21.058	1:15.693	+1.534	29.709	23.400	22.584	6	15:21:29.758	1:15.044	+0.134	29.684	23.028	22.332
7	15:22:36.110	1:15.052	+0.893	29.889	22.921	22.242	7	15:22:44.668	1:14.910		29.763	22.998	22.149
8	15:23:50.269	1:14.159		29.181	22.855	22.123	8	15:24:00.134	1:15.466	+0.556	29.562	23.116	22.788
9	15:25:04.752	1:14.483	+0.324	29.199	22.865	22.419	9	15:25:16.113	1:15.979	+1.069	30.038	23.523	22.418

(269) Clement OUTRAN							(327) Lukas HORCICKA(R)						
1	15:15:04.597	1:15.667	+1.072	30.072	23.019	22.576	1	15:15:09.753	1:19.405	+3.431	31.997	24.454	22.954
2	15:16:19.932	1:15.335	+0.740	29.456	23.256	22.623	2	15:16:27.423	1:17.670	+1.696	30.842	23.551	23.277
3	15:17:34.527	1:14.595		29.362	22.913	22.320	3	15:17:44.616	1:17.193	+1.219	30.461	23.703	23.029
4	15:18:49.603	1:15.076	+0.481	29.364	23.077	22.635	4	15:19:00.590	1:15.974		30.151	23.139	22.684
5	15:20:05.054	1:15.451	+0.856	29.552	23.386	22.513	5	15:20:18.322	1:17.732	+1.758	31.100	23.741	22.891
6	15:21:21.177	1:16.123	+1.528	29.544	23.332	23.247	6	15:21:34.658	1:16.336	+0.362	30.149	23.445	22.742
7	15:22:36.848	1:15.671	+1.076	30.087	23.079	22.505	7	15:22:51.177	1:16.519	+0.545	30.549	23.368	22.602
8	15:23:51.554	1:14.706	+0.111	29.360	23.005	22.341	8	15:24:07.553	1:16.376	+0.402	30.483	23.139	22.754
9	15:25:07.365	1:15.811	+1.216	29.791	23.493	22.527	9	15:25:24.150	1:16.597	+0.623	30.213	23.672	22.712

(242) Kyuho LEE							(236) Matthias VANDEKERCKHOVE						
1	15:15:08.126	1:18.435	+3.533	31.403	24.029	23.003	1	15:15:08.619	1:19.379	+2.755	31.142	24.423	23.814
2	15:16:23.274	1:15.148	+0.246	29.591	23.070	22.487	2	15:16:25.243	1:16.624		30.088	23.821	22.715
3	15:17:38.184	1:14.910	+0.008	29.437	23.121	22.352	3	15:17:42.579	1:17.336	+0.712	30.645	23.548	23.143
4	15:18:54.274	1:16.090	+1.188	30.205	23.077	22.808	4	15:18:59.425	1:16.846	+0.222	30.025	23.820	23.001
5	15:20:09.420	1:15.146	+0.244	29.412	23.174	22.560	5	15:20:16.094	1:16.669	+0.045	30.172	23.464	23.033
6	15:21:24.428	1:15.008	+0.106	29.437	23.221	22.350	6	15:21:32.815	1:16.721	+0.097	29.851	24.343	22.527
7	15:22:39.330	1:14.902		29.477	23.078	22.347	7	15:22:49.726	1:16.911	+0.287	29.696	24.351	22.864
8	15:23:54.285	1:14.955	+0.053	29.533	23.097	22.325	8	15:24:07.457	1:17.731	+1.107	30.479	24.035	23.217
9	15:25:09.618	1:15.333	+0.431	29.477	23.312	22.544	9	15:25:24.696	1:17.239	+0.615	29.945	24.073	23.221

(296) Kevin LANTINGA							(207) Noah MATON						
1	15:15:08.761	1:19.693	+4.810	31.372	24.787	23.534	1	15:15:13.796	1:23.848	+7.652	35.533	24.380	23.935
2	15:16:25.603	1:16.842	+1.959	30.170	23.763	22.909	2	15:16:30.490	1:16.694	+0.498	30.204	23.657	22.833
3	15:17:40.745	1:15.142	+0.259	29.612	23.001	22.529	3	15:17:46.910	1:16.420	+0.224	30.334	23.221	22.865
4	15:18:55.961	1:15.216	+0.333	29.456	23.208	22.552	4	15:19:03.731	1:16.821	+0.625	30.229	23.510	23.082
5	15:20:10.844	1:14.883		29.391	23.126	22.366	5	15:20:20.201	1:16.470	+0.274	30.101	23.247	23.122
6	15:21:26.246	1:15.402	+0.519	29.668	23.441	22.293	6	15:21:36.454	1:16.253	+0.057	30.235	23.143	22.875
7	15:22:41.201	1:14.955	+0.072	29.368	23.358	22.229	7	15:22:52.804	1:16.350	+0.154	29.979	23.684	22.687
8	15:23:56.519	1:15.318	+0.435	29.820	23.177	22.321	8	15:24:09.158	1:16.354	+0.158	29.876	23.377	23.101
9	15:25:11.521	1:15.002	+0.119	29.500	23.202	22.300	9	15:25:25.354	1:16.196		29.773	23.389	23.034

(302) Lauritz SACHSE							(358) Cristian BIASATTI						
1	15:15:05.778	1:16.612	+0.936	30.926	23.170	22.516	1	15:15:08.558	1:18.732	+2.825	30.963	24.579	23.190
2	15:16:21.813	1:16.035	+0.359	29.957	23.292	22.786	2	15:16:26.111	1:17.553	+1.646	30.500	23.992	23.061
3	15:17:37.489	1:15.676		29.976	23.184	22.516	3	15:17:42.912	1:16.801	+0.894	30.184	23.342	23.275
4	15:18:55.059	1:17.570	+1.894	31.349	23.151	23.070	4	15:19:00.212	1:17.300	+1.393	30.101	23.701	23.498
5	15:20:11.394	1:16.335	+0.659	30.026	23.582	22.727	5	15:20:17.925	1:17.713	+1.806	30.802	23.348	23.563
6	15:21:28.018	1:16.624	+0.948	29.872	23.465	23.287	6	15:21:34.134	1:16.209	+0.302	29.894	23.663	22.652
7	15:22:43.817	1:15.799	+0.123	29.955	23.141	22.703	7	15:22:50.197	1:16.063	+0.156	29.927	23.256	22.880
8	15:24:00.020	1:16.203	+0.527	29.818	23.414	22.971	8	15:24:06.521	1:16.324	+0.417	30.215	23.630	22.479
9	15:25:16.608	1:16.588	+0.912	29.964	23.904	22.720	9	15:25:22.428	1:15.907		30.033	23.041	22.833

(268) Clément MASSAUX							(319) Kayne INCE(R)						
1	15:15:07.053	1:17.447	+2.617	31.028	23.873	22.546	1	15:15:10.085	1:18.894	+3.169	31.725	23.970	23.199
2	15:16:22.360	1:15.307	+0.477	29.856	23.153	22.298	2	15:16:27.581	1:17.496	+1.771	30.667	23.717	23.112
3	15:17:37.964	1:15.604	+0.774	29.569	23.223	22.812	3	15:17:44.410	1:16.829	+1.104	30.479	23.514	22.836
4	15:18:54.351	1:16.387	+1.557	30.158	23.040	23.189	4	15:19:00.776	1:16.366	+0.641	29.756	23.326	23.284
5	15:20:10.135	1:15.784	+0.954	29.808	23.231	22.745	5	15:20:17.647	1:16.871	+1.146	30.392	23.434	23.045
6	15:21:27.493	1:17.358	+2.528	30.358	24.102	22.898	6	15:21:33.580	1:15.933	+0.208	29.934	23.339	22.660
7	15:22:42.466	1:14.973	+0.143	29.579	22.911	22.483	7	15:22:50.065	1:16.485	+0.760	30.005	23.555	22.925
8	15:23:57.435	1:14.969	+0.139	29.539	23.337	22.093	8	15:24:05.905	1:15.840	+0.115	29.937	23.224	22.679
9	15:25:12.265	1:14.830		29.591	23.136	22.103	9	15:25:21.630	1:15.725		29.723	23.185	22.817

IAME Series Benelux Round 4 Genk

X30 Senior

Genk 1,360 Km

Heat 4 A-G

16.08.2024 14:10

Race (10:00 and 1 Laps) started at 15:13:48

Table with 7 columns: Lap, Time of Day, Lap Tm, Diff, S1 Tm, S2 Tm, S3 Tm. Header row (397) Beau HEIJMANS. Row 1: 1, 15:15:19.122, 1:17.645, +2.024, 31.454, 23.420, 22.771.

Table with 7 columns: Lap, Time of Day, Lap Tm, Diff, S1 Tm, S2 Tm, S3 Tm. Header row (353) Tobias NORMANN. Row 1: 1, 15:15:11.148, 1:21.689, +5.550, 32.361, 23.983, 25.345.

Table with 7 columns: Lap, Time of Day, Lap Tm, Diff, S1 Tm, S2 Tm, S3 Tm. Header row (333) Maxim VANSCHOENWINKEL. Row 1: 1, 15:15:10.453, 1:19.515, +3.226, 32.671, 24.275, 22.569.

Table with 7 columns: Lap, Time of Day, Lap Tm, Diff, S1 Tm, S2 Tm, S3 Tm. Header row (344) Luis AGUIAR CARDOSO. Row 1: 1, 15:15:13.926, 1:22.411, +5.944, 33.842, 25.134, 23.435.

Table with 7 columns: Lap, Time of Day, Lap Tm, Diff, S1 Tm, S2 Tm, S3 Tm. Header row (222) Alexi CONSTANT(R). Row 1: 1, 15:15:17.559, 1:28.240, +12.188, 37.997, 24.750, 25.493.

Table with 7 columns: Lap, Time of Day, Lap Tm, Diff, S1 Tm, S2 Tm, S3 Tm. Header row (342) Cathal CLARK. Row 1: 1, 15:15:08.923, 1:19.156, +3.518, 31.973, 24.157, 23.026.

Table with 7 columns: Lap, Time of Day, Lap Tm, Diff, S1 Tm, S2 Tm, S3 Tm. Header row (241) Mirco WOUTERS. Row 1: 1, 15:15:14.052, 1:24.466, +8.818, 37.052, 24.832, 22.582.

Table with 7 columns: Lap, Time of Day, Lap Tm, Diff, S1 Tm, S2 Tm, S3 Tm. Header row (351) VAN DUIJVENVOORDE Yiroh. Row 1: 1, 15:15:19.517, 1:18.839, +2.330, 31.766, 24.170, 22.903.

Table with 7 columns: Lap, Time of Day, Lap Tm, Diff, S1 Tm, S2 Tm, S3 Tm. Header row (378) Carl LUTTHART. Row 1: 1, 15:15:12.243, 1:19.616, +2.661, 32.323, 24.379, 22.914.

Table with 7 columns: Lap, Time of Day, Lap Tm, Diff, S1 Tm, S2 Tm, S3 Tm. Header row (355) Alessandro BIGI. Row 1: 1, 15:15:11.229, 1:19.944, +3.736, 32.686, 24.225, 23.033.

Table with 7 columns: Lap, Time of Day, Lap Tm, Diff, S1 Tm, S2 Tm, S3 Tm. Header row (281) Maxime BLANCHEMAIN. Row 1: 1, 15:15:09.666, 1:20.158, +3.909, 32.256, 24.567, 23.335.

Table with 7 columns: Lap, Time of Day, Lap Tm, Diff, S1 Tm, S2 Tm, S3 Tm. Header row (325) Quentin DAPOIGNY. Row 1: 1, 15:15:15.890, 1:25.830, +9.894, 33.474, 28.972, 23.384.

IAME Series Benelux Round 4 Genk

X30 Senior

Genk 1,360 Km

Heat 4 A-G

16.08.2024 14:10

Race (10:00 and 1 Laps) started at 15:13:48

Lap	Time of Day	Lap Tm	Diff	S1 Tm	S2 Tm	S3 Tm	Lap	Time of Day	Lap Tm	Diff	S1 Tm	S2 Tm	S3 Tm
(345) Sofia ZANFARI							5	15:20:22.445	1:17.020	+1.075	30.222	23.758	23.040
1	15:15:13.294	1:21.508	+4.387	32.957	24.816	23.735	6	15:21:39.614	1:17.169	+1.224	30.356	23.617	23.196
2	15:16:33.466	1:20.172	+3.051	31.562	24.883	23.727	7	15:22:56.066	1:16.452	+0.507	30.393	23.380	22.679
3	15:17:56.045	1:22.579	+5.458	31.178	28.165	23.236	8	15:24:12.313	1:16.247	+0.302	29.859	23.467	22.921
4	15:19:13.664	1:17.619	+0.498	30.666	23.806	23.147	9	15:25:29.176	1:16.863	+0.918	30.715	23.613	22.535
5	15:20:30.902	1:17.238	+0.117	30.394	23.951	22.893	(376) Maxim HAROUTOUNIAN						
6	15:21:48.600	1:17.698	+0.577	30.473	23.987	23.238	1	15:15:24.450	1:15.998	+8.408	30.295	23.334	22.369
7	15:23:05.721	1:17.121		30.555	23.805	22.761	2	15:16:39.972	1:15.522	+7.932	30.166	23.210	22.146
8	15:24:23.675	1:17.954	+0.833	30.827	23.849	23.278	3	15:17:47.562	1:07.590		21.474	23.356	22.760
9	15:25:41.607	1:17.932	+0.811	30.899	23.999	23.034	4	15:19:04.281	1:16.719	+9.129	30.511	23.548	22.660
(279) Siebe PAGNAER							5	15:20:20.988	1:16.707	+9.117	30.329	23.692	22.686
1	15:15:16.455	1:25.752	+9.032	37.866	24.543	23.343	6	15:21:38.275	1:17.287	+9.697	30.366	24.294	22.627
2	15:16:33.911	1:17.456	+0.736	30.396	23.645	23.415	7	15:22:54.126	1:15.851	+8.261	29.778	23.570	22.503
3	15:17:52.278	1:18.367	+1.647	31.212	24.455	22.700	8	15:24:10.266	1:16.140	+8.550	30.194	23.400	22.546
4	15:19:09.517	1:17.239	+0.519	30.382	23.504	23.353	9	15:25:26.441	1:16.175	+8.585	30.183	23.437	22.555
5	15:20:27.602	1:18.085	+1.365	30.466	23.803	23.816	(308) Louka MOULARD(R)						
6	15:21:45.160	1:17.558	+0.838	30.641	23.715	23.202	1	15:15:16.792	1:26.377	+9.721	37.399	24.747	24.231
7	15:23:02.648	1:17.488	+0.768	31.077	23.525	22.886	2	15:16:33.956	1:17.164	+0.508	30.474	23.293	23.397
8	15:24:19.368	1:16.720		30.489	23.484	22.747	3	15:17:50.896	1:16.940	+0.284	30.801	23.531	22.608
9	15:25:37.602	1:18.234	+1.514	31.221	23.835	23.178	4	15:19:08.655	1:17.759	+1.103	30.248	24.307	23.204
(221) Raphaël DAUW(R)							5	15:20:25.972	1:17.317	+0.661	30.783	23.657	22.877
1	15:15:11.909	1:21.887	+4.921	33.301	25.400	23.186	6	15:21:42.958	1:16.986	+0.330	30.632	23.697	22.657
2	15:16:30.174	1:18.265	+1.299	30.891	24.671	22.703	7	15:22:59.614	1:16.656		30.094	23.632	22.930
3	15:17:48.632	1:18.458	+1.492	31.402	23.918	23.138	8	15:24:16.541	1:16.927	+0.271	30.546	23.624	22.757
4	15:19:06.251	1:17.619	+0.653	30.863	23.746	23.010	9	15:25:33.229	1:16.688	+0.032	30.431	23.618	22.639
5	15:20:23.340	1:17.089	+0.123	30.434	23.504	23.151	(366) Raphaël LEENDERS						
6	15:21:40.306	1:16.966		30.365	23.649	22.952	1	15:15:17.674	1:26.918	+10.091	32.498	29.493	24.927
7	15:22:57.447	1:17.141	+0.175	30.851	23.578	22.712	2	15:16:35.481	1:17.807	+0.980	31.017	23.676	23.114
8	15:24:20.561	1:23.114	+6.148	36.261	23.800	23.053	3	15:17:53.790	1:18.309	+1.482	30.988	23.904	23.417
9	15:25:38.794	1:18.233	+1.267	31.585	23.843	22.805	4	15:19:11.434	1:17.644	+0.817	30.914	23.521	23.209
(396) Eric WESS							5	15:20:28.690	1:17.256	+0.429	30.577	23.746	22.933
1	15:15:12.973	1:21.064	+2.468	33.314	24.477	23.273	6	15:21:45.517	1:16.827		30.266	23.509	23.052
2	15:16:33.637	1:20.664	+2.068	31.702	24.189	24.773	7	15:23:03.269	1:17.752	+0.925	31.000	23.930	22.822
3	15:17:53.133	1:19.496	+0.900	31.642	24.454	23.400	8	15:24:20.489	1:17.220	+0.393	30.661	23.926	22.633
4	15:19:13.516	1:20.383	+1.787	31.943	24.454	23.986	9	15:25:37.579	1:17.090	+0.263	30.800	23.580	22.710
5	15:20:32.758	1:19.242	+0.646	31.205	24.623	23.414	(322) Sky DEFOURNY						
6	15:21:51.354	1:18.596		31.228	23.994	23.374	1	15:15:13.368	1:22.344	+6.182	35.093	24.475	22.776
7	15:23:20.103	1:28.749	+10.153	31.767	31.407	25.575	2	15:16:29.530	1:16.162		29.775	23.682	22.705
8	15:24:40.082	1:19.979	+1.383	31.716	24.669	23.594	3	15:17:45.695	1:16.165	+0.003	30.100	23.462	22.603
9	15:26:00.292	1:20.210	+1.614	31.694	24.362	24.154	(246) Mattéo VAN DE KERCHOVE						
1	15:15:15.462	1:24.899	+8.954	37.188	24.479	23.232	1	15:15:15.462	1:24.899	+8.954	37.188	24.479	23.232
2	15:16:33.072	1:17.610	+1.665	29.865	24.270	23.475	2	15:16:33.072	1:17.610	+1.665	29.865	24.270	23.475
3	15:17:49.480	1:16.408	+0.463	30.033	23.704	22.671	3	15:17:49.480	1:16.408	+0.463	30.033	23.704	22.671
4	15:19:05.425	1:15.945		29.658	23.318	22.969	4	15:19:05.425	1:15.945		29.658	23.318	22.969

IAME Series Benelux Round 4 Genk
Lapchart
X30 Senior
Genk 1,360 Km
Heat 4 A-G
16.08.2024 14:10
Race (10:00 and 1 Laps) started at 15:13:48

Competitors	Laps										
		0	1	2	3	4	5	6	7	8	9
Clement OUTRAN (269)	1	269	269	269	269	269	269	250	250	250	250
Kevin LANTINGA (296)	2	296	250	250	250	250	250	269	269	269	269
Riemer BLONK (249)	3	249	302	302	302	242	242	242	242	242	242
Lauritz SACHSE (302)	4	302	268	268	268	268	268	296	296	296	296
Matthias VANDEKERCKHOVE (236)	5	236	242	242	242	302	296	268	268	268	268
Mattiz MEERSCHAUT (250)	6	250	358	236	296	296	302	302	302	302	249
Alexi CONSTANT(R) (222)	7	222	236	296	236	249	249	249	249	249	302
Tobias NORMANN (353)	8	353	296	358	249	236	236	342	342	342	342
Maxime BLANCHEMAIN (281)	9	281	342	249	358	358	342	236	236	319	319
Bertram SACHSE(R) (301)	10	301	249	342	342	342	319	319	319	358	358
Mirco WOUTERS (241)	11	241	281	281	319	327	358	358	358	236	327
Clément MASSAUX (268)	12	268	327	327	327	319	327	327	327	327	236
Kyuhoo LEE (242)	13	242	319	319	281	333	333	333	333	333	207
Cathal CLARK (342)	14	342	333	333	333	281	353	353	207	207	333
Cristian BIASATTI (358)	15	358	353	353	322	353	281	207	353	353	376
Noah MATON (207)	16	207	355	355	353	355	207	376	376	376	241
Raphaël DAUW(R) (221)	17	221	221	322	355	207	376	281	281	241	281
Quentin DAPOIGNY (325)	18	325	378	378	207	241	355	241	241	281	353
Lukas HORCICKA(R) (327)	19	327	396	221	378	376	241	355	325	325	246
Louka MOULARD(R) (308)	20	308	345	207	376	378	246	325	246	246	325
Mattéo VAN DE KERCHOVE (246)	21	246	322	241	241	325	325	246	378	378	397
Siebe PAGNAER (279)	22	279	207	344	221	246	378	378	355	397	355
Raphaël LEENDERS (366)	23	366	344	325	325	221	221	221	221	355	222
Maxim VANSCHOENWINKEL (333)	24	333	241	246	246	344	344	344	397	222	378
Sky DEFOURNY (322)	25	322	246	345	344	222	222	222	222	308	308
Kayne INCE(R) (319)	26	319	325	396	308	308	397	397	344	344	344
Alessandro BIGI (355)	27	355	279	279	222	397	308	308	308	279	351
Luis AGUIAR CARDOSO (344)	28	344	308	308	279	279	279	279	279	351	366
Sofia ZANFARI (345)	29	345	222	222	397	351	351	351	351	366	279
Eric WESS (396)	30	396	366	366	396	366	366	366	366	221	221
Carl LUTTHART (378)	31	378	397	397	351	396	345	345	345	345	345
Luna CLERET (338)	32	338	351	351	366	345	396	396	396	396	396
VAN DUIJVENVOORDE Yiroh (351)	33	351	376	376	345						
Beau HEIJMANS (397)	34	397									
Maxim HAROUTOUNIAN (376)	35	376									

IAME Series Benelux Round 4 Genk

X30 Senior

Genk 1,360 Km

Heat 5 D-F

16.08.2024 14:30

-NEW-

Race (10:00 and 1 Laps) started at 15:31:37

Pos	No.	Name	Nat	Chassis	Raceteam	Laps	Total Tm	Diff	Best Tm	km/h	Points	Commer
1	290	Sam BALOTA	BEL	Kosmic	Dream Racing	9	11:18.074		1:14.400	65,806	0	
2	201	Henkie KALTEREN	NLD	Kosmic	Rsd Karting	9	11:21.863	3.789	1:14.708	65,535	2	
3	368	Milan MARCZAK	NLD	Falcon	DFK	9	11:26.951	8.877	1:15.673	64,699	3	
4	306	Ilyes PRUVOST	FRA	RedSpeed	Renaux Racing Team	9	11:29.247	11.173	1:15.102	65,191	4	
5	259	Simon LACROIX	BEL	Kosmic	Rsd Karting	9	11:32.150	14.076	1:15.635	64,732	5	
6	383	Annabelle BRIAN	NLD	Croc Promotio	KCR-Racing	9	11:33.952	15.878	1:15.246	65,067	6	
7	226	Markus GLUME	BEL	Lando Norris	Eurokarting	9	11:34.530	16.456	1:15.469	64,874	7	5 sec
8	356	Leonardo LONGONI	ITA	TB Kart	Tb Kart	9	11:35.943	17.869	1:16.168	64,279	8	
9	267	Rhys NEWBURN	GBR	TB Kart	S8 Racing	9	11:37.010	18.936	1:16.315	64,155	9	
10	372	Andy RATEL	FRA	Pantano	PANTANO RACING TEAM	9	11:37.117	19.043	1:15.574	64,784	10	
11	312	Jens BEEUSAERT	BEL	Falcon	DFK	9	11:40.656	22.582	1:16.413	64,073	11	5 sec
12	321	Jules VANHULLE	BEL	TD Kart	TD Official Racing Team	9	11:40.817	22.743	1:16.345	64,130	12	
13	364	Joseph SMITH	GBR	KR	Victory Lane	9	11:41.167	23.093	1:16.193	64,258	13	5 sec
14	244	Patrice KOWALEWSKI(R)	BEL	TD Kart	Delre Racing Team	9	11:41.391	23.317	1:16.093	64,342	14	5 sec
15	235	CJ BENNETT	IRL	KR	Victory Lane	9	11:42.489	24.415	1:16.464	64,030	15	
16	231	Gaëtan DEBRABANDERE	BEL	RedSpeed	CG Racing	9	11:42.757	24.683	1:15.303	65,017	16	5 sec
17	228	Luca MONTEBELLO	BEL	Kosmic	Rsd Karting	9	11:45.062	26.988	1:16.491	64,008	17	
18	377	Torben GROEHND AHL	DEU	KR	CV Performance Group	9	11:45.439	27.365	1:16.854	63,705	18	5 sec
19	263	Philip SVENDSEN	NOR	Charles Lecler	Privateer	9	11:47.450	29.376	1:16.545	63,962	19	
20	343	Emmanouil LIOUDAKIS	GRC	KR	Victory Lane	9	11:47.653	29.579	1:16.690	63,841	20	
21	273	Kyano WELLENS	BEL	Tony-Kart	EGP Racing Team	9	11:47.667	29.593	1:16.449	64,043	21	5 sec
22	362	Alex MACHADO	AND	TB Kart	Tb Kart	9	11:48.552	30.478	1:16.147	64,297	22	5 sec
23	203	Florent DYRDA	LUX	Lando Norris	Eurokarting	9	11:49.024	30.950	1:15.773	64,614	23	5 sec
24	317	Kevin BAKKER	NLD	Falcon	Falcon racing team	9	11:49.643	31.569	1:16.359	64,118	24	5 sec
25	248	Roméo ROUSSEL	FRA	KR	PB Kart	9	11:51.372	33.298	1:16.499	64,001	25	5 sec
26	217	Tess VERSCHOOR	NLD	Croc Promotio	KCR-Racing	9	11:53.691	35.617	1:16.392	64,090	26	5 sec
27	310	Siebe WIJMA	NLD	Praga	OW karting	9	11:56.218	38.144	1:17.005	63,580	27	5 sec
28	363	Joan ALUJA OLESTI	ESP	KR	MDC Racing	9	11:57.229	39.155	1:15.845	64,553	28	5 sec
29	200	Anne-Charlotte ANTUORO	FRA	Tony-Kart	DG KART	9	12:00.520	42.446	1:18.522	62,352	29	
30	370	Rosanne DEN DRIJVER	NLD	Falcon	Falcon racing team	9	12:02.517	44.443	1:16.681	63,849	30	10 sec
31	219	Ollie MEURS	NLD	Falcon	Falcon racing team	9	12:03.773	45.699	1:17.772	62,953	31	5 sec
32	271	Carina KRONING	DEU	Tony-Kart	Santamaria Performance	9	12:05.022	46.948	1:18.599	62,291	32	
33	212	Delano WELLENS	BEL	Gillard	KCR-Racing	9	12:05.274	47.200	1:16.436	64,054	33	5 sec
34	320	Emma WEINREICH	DNK	Kosmic	Ravet Racing Team	5	6:41.866	4 Laps	1:18.059	62,722	34	

Not classified

DSQ	318	Marius BARRY-BERG	NOR	KR	Vdk	1	1:34.280	DSQ	1:32.816	52,750	38	
-----	-----	-------------------	-----	----	-----	---	----------	-----	----------	--------	----	--

Announcements

These results are provisional until the conclusion of any judicial and technical matters!

#370 causing a colission / 5 sec time penalty

#364 run off area / 5 sec time penalty

#226,244,312,377, 231, 273, 362,317, 203, 248, 217, 363, 310, 212, 219, 370 front fairing / TP 5 sec

#318 disqualified / technical not conform

Margin of Victory	Ø km/h	Best Lap Tm	km/h	Best Lap by
3.789	64,984	1:14.400	65,806	290 - Sam BALOTA

Official Timing www.mwraceconsulting.com

Orbits

Timekeeping Meik Wagner:

Clerk of the course Thomas Lainer:

www.mylaps.com

Steward (Chairman) Wim Cools:

Chief Scrutineer Liam van de Wouwer:

Licensed to: MW Racec Consulting

Printed: 16.08.2024 17:39:54

posted at:

h

IAME Series Benelux Round 4 Genk

X30 Senior

Heat 5 D-F

Genk 1,360 Km

16.08.2024 14:30

Race (10:00 and 1 Laps) started at 15:31:37

Lap	Time of Day	Lap Tm	Diff	S1 Tm	S2 Tm	S3 Tm
(290) Sam BALOTA						
1	15:32:55.565	1:17.384	+2.984	31.178	23.445	22.761
2	15:34:11.558	1:15.993	+1.593	30.268	23.154	22.571
3	15:35:27.200	1:15.642	+1.242	29.880	23.488	22.274
4	15:36:41.977	1:14.777	+0.377	29.637	22.841	22.299
5	15:37:56.756	1:14.779	+0.379	29.508	22.834	22.437
6	15:39:11.750	1:14.994	+0.594	29.751	22.824	22.419
7	15:40:26.523	1:14.773	+0.373	29.633	22.678	22.462
8	15:41:40.923	1:14.400		29.427	22.691	22.282
9	15:42:55.600	1:14.677	+0.277	29.534	22.778	22.365

Lap	Time of Day	Lap Tm	Diff	S1 Tm	S2 Tm	S3 Tm
(226) Markus GLUME						
1	15:32:57.397	1:19.149	+3.680	31.933	24.236	22.980
2	15:34:13.969	1:16.572	+1.103	30.166	23.380	23.026
3	15:35:30.420	1:16.451	+0.982	30.040	23.730	22.681
4	15:36:45.889	1:15.469		29.673	23.105	22.691
5	15:38:02.381	1:16.492	+1.023	29.911	23.621	22.960
6	15:39:18.674	1:16.293	+0.824	29.807	23.499	22.987
7	15:40:34.819	1:16.145	+0.676	29.801	23.814	22.530
8	15:41:50.499	1:15.680	+0.211	29.534	23.505	22.641
9	15:43:07.056	1:16.557	+1.088	29.624	23.536	23.397

Lap	Time of Day	Lap Tm	Diff	S1 Tm	S2 Tm	S3 Tm
(201) Henkie KALTEREN						
1	15:32:55.169	1:17.347	+2.639	31.055	23.547	22.745
2	15:34:13.092	1:15.923	+1.215	29.864	23.109	22.950
3	15:35:26.770	1:15.678	+0.970	29.673	23.437	22.568
4	15:36:41.478	1:14.708		29.357	22.863	22.488
5	15:37:56.608	1:15.130	+0.422	29.381	23.066	22.683
6	15:39:11.680	1:15.072	+0.364	29.597	22.729	22.746
7	15:40:27.612	1:15.932	+1.224	30.123	23.043	22.766
8	15:41:42.339	1:14.727	+0.019	29.276	22.965	22.486
9	15:42:59.389	1:17.050	+2.342	30.074	23.972	23.004

Lap	Time of Day	Lap Tm	Diff	S1 Tm	S2 Tm	S3 Tm
(312) Jens BEEUSAERT						
1	15:32:57.117	1:18.958	+2.545	31.484	24.340	23.134
2	15:34:14.317	1:17.200	+0.787	30.631	23.563	23.006
3	15:35:30.867	1:16.550	+0.137	29.902	23.742	22.906
4	15:36:47.763	1:16.896	+0.483	29.908	23.610	23.378
5	15:38:04.176	1:16.413		30.064	23.520	22.829
6	15:39:21.039	1:16.863	+0.450	30.085	24.054	22.724
7	15:40:38.743	1:17.704	+1.291	30.249	24.376	23.079
8	15:41:56.061	1:17.318	+0.905	30.494	23.560	23.264
9	15:43:13.182	1:17.121	+0.708	30.402	23.619	23.100

Lap	Time of Day	Lap Tm	Diff	S1 Tm	S2 Tm	S3 Tm
(368) Milan MARCZAK						
1	15:32:56.615	1:19.089	+3.416	31.850	24.157	23.082
2	15:34:13.253	1:16.638	+0.965	30.533	23.268	22.837
3	15:35:29.201	1:15.948	+0.275	29.891	23.053	23.004
4	15:36:45.276	1:16.075	+0.402	30.136	23.262	22.677
5	15:38:00.949	1:15.673		29.871	23.132	22.670
6	15:39:16.745	1:15.796	+0.123	29.882	23.210	22.704
7	15:40:32.633	1:15.888	+0.215	29.839	23.236	22.813
8	15:41:48.540	1:15.907	+0.234	29.806	23.285	22.816
9	15:43:04.477	1:15.937	+0.264	29.672	23.433	22.832

Lap	Time of Day	Lap Tm	Diff	S1 Tm	S2 Tm	S3 Tm
(356) Leonardo LONGONI						
1	15:32:58.193	1:18.910	+2.742	32.353	23.862	22.695
2	15:34:15.718	1:17.525	+1.357	31.111	23.775	22.639
3	15:35:32.914	1:17.196	+1.028	30.414	23.758	23.024
4	15:36:51.039	1:18.125	+1.957	31.264	24.035	22.826
5	15:38:07.448	1:16.409	+0.241	30.213	23.495	22.701
6	15:39:23.759	1:16.311	+0.143	29.956	23.699	22.656
7	15:40:40.342	1:16.583	+0.415	30.433	23.606	22.544
8	15:41:56.510	1:16.168		30.072	23.664	22.432
9	15:43:13.469	1:16.959	+0.791	30.502	23.513	22.944

Lap	Time of Day	Lap Tm	Diff	S1 Tm	S2 Tm	S3 Tm
(306) Ilyes PRUVOST						
1	15:33:00.086	1:21.422	+6.320	33.992	24.743	22.687
2	15:34:16.438	1:16.352	+1.250	29.826	23.645	22.881
3	15:35:33.026	1:16.588	+1.486	29.824	24.000	22.764
4	15:36:49.109	1:16.083	+0.981	30.162	23.077	22.844
5	15:38:05.021	1:15.912	+0.810	30.220	23.130	22.562
6	15:39:20.450	1:15.429	+0.327	29.566	23.480	22.383
7	15:40:35.552	1:15.102		29.312	23.148	22.642
8	15:41:51.016	1:15.464	+0.362	29.666	23.329	22.469
9	15:43:06.773	1:15.757	+0.655	29.562	23.328	22.867

Lap	Time of Day	Lap Tm	Diff	S1 Tm	S2 Tm	S3 Tm
(267) Rhys NEWBURN						
1	15:32:59.396	1:20.785	+4.470	33.403	24.283	23.099
2	15:34:17.674	1:18.278	+1.963	30.841	24.316	23.121
3	15:35:34.510	1:16.836	+0.521	30.170	23.407	23.259
4	15:36:51.707	1:17.197	+0.882	30.488	23.685	23.024
5	15:38:08.317	1:16.610	+0.295	30.207	23.670	22.733
6	15:39:25.330	1:17.013	+0.698	29.900	24.063	22.960
7	15:40:41.654	1:16.324	+0.009	29.846	23.528	22.950
8	15:41:57.969	1:16.315		30.000	23.605	22.710
9	15:43:14.536	1:16.567	+0.252	29.958	23.774	22.835

Lap	Time of Day	Lap Tm	Diff	S1 Tm	S2 Tm	S3 Tm
(259) Simon LACROIX						
1	15:32:57.669	1:19.652	+4.017	32.549	24.180	22.923
2	15:34:14.526	1:16.857	+1.222	30.667	23.436	22.754
3	15:35:31.863	1:17.337	+1.702	30.417	23.518	23.402
4	15:36:48.659	1:16.796	+1.161	30.676	23.354	22.766
5	15:38:04.933	1:16.274	+0.639	29.931	23.498	22.845
6	15:39:21.443	1:16.510	+0.875	30.124	23.551	22.835
7	15:40:38.268	1:16.825	+1.190	30.087	23.827	22.911
8	15:41:53.903	1:15.635		29.905	23.286	22.444
9	15:43:09.676	1:15.773	+0.138	29.833	23.303	22.637

Lap	Time of Day	Lap Tm	Diff	S1 Tm	S2 Tm	S3 Tm
(372) Andy RATEL						
1	15:33:03.392	1:23.596	+8.022	34.587	25.370	23.639
2	15:34:21.550	1:18.158	+2.584	30.893	23.922	23.343
3	15:35:37.953	1:16.403	+0.829	30.163	23.395	22.845
4	15:36:54.239	1:16.286	+0.712	30.166	23.370	22.750
5	15:38:10.990	1:16.751	+1.177	30.337	23.770	22.644
6	15:39:27.154	1:16.164	+0.590	30.177	23.417	22.570
7	15:40:42.956	1:15.802	+0.228	29.821	23.401	22.580
8	15:41:58.530	1:15.574		29.957	23.077	22.540
9	15:43:14.643	1:16.113	+0.539	30.039	23.273	22.801

Lap	Time of Day	Lap Tm	Diff	S1 Tm	S2 Tm	S3 Tm
(383) Annabelle BRIAN						
1	15:32:55.290	1:17.595	+2.349	31.017	23.860	22.718
2	15:34:11.182	1:15.892	+0.646	30.148	23.057	22.687
3	15:35:36.790	1:25.608	+10.362	29.952	28.817	26.839
4	15:36:53.051	1:16.261	+1.015	30.350	23.276	22.635
5	15:38:09.003	1:15.952	+0.706	30.239	23.054	22.659
6	15:39:24.249	1:15.246		29.453	23.355	22.438
7	15:40:39.786	1:15.537	+0.291	29.725	23.238	22.574
8	15:41:56.027	1:16.241	+0.995	30.063	23.378	22.800
9	15:43:11.478	1:15.451	+0.205	29.718	23.194	22.539

Lap	Time of Day	Lap Tm	Diff	S1 Tm	S2 Tm	S3 Tm
(364) Joseph SMITH						
1	15:32:56.246	1:18.639	+2.446	30.944	24.407	23.288
2	15:34:12.660	1:16.414	+0.221	30.426	23.221	22.767
3	15:35:31.545	1:18.885	+2.692	31.424	24.099	23.362
4	15:36:48.793	1:17.248	+1.055	30.561	23.362	23.325
5	15:38:06.320	1:17.527	+1.334	30.949	23.339	23.239
6	15:39:22.513	1:16.193		30.015	23.507	22.671
7	15:40:39.255	1:16.742	+0.549	30.159	23.577	23.006
8	15:41:56.326	1:17.071	+0.878	30.284	23.591	23.196
9	15:43:13.693	1:17.367	+1.174	30.859	23.675	22.833



IAME Series Benelux Round 4 Genk

X30 Senior

Genk 1,360 Km

Heat 5 D-F

16.08.2024 14:30

Race (10:00 and 1 Laps) started at 15:31:37

Lap	Time of Day	Lap Tm	Diff	S1 Tm	S2 Tm	S3 Tm
(244) Patrice KOWALEWSKI(R)						
1	15:32:58.425	1:20.149	+4.056	32.664	24.277	23.208
2	15:34:15.772	1:17.347	+1.254	30.277	24.158	22.912
3	15:35:34.589	1:18.817	+2.724	30.114	24.901	23.802
4	15:36:51.220	1:16.631	+0.538	30.302	23.671	22.658
5	15:38:07.834	1:16.614	+0.521	30.382	23.491	22.741
6	15:39:24.659	1:16.825	+0.732	30.119	23.597	23.109
7	15:40:41.057	1:16.398	+0.305	30.011	23.700	22.687
8	15:41:57.150	1:16.093		29.788	23.673	22.632
9	15:43:13.917	1:16.767	+0.674	30.588	23.715	22.464

Lap	Time of Day	Lap Tm	Diff	S1 Tm	S2 Tm	S3 Tm
(263) Philip SVENDSEN						
1	15:32:58.998	1:20.569	+4.024	31.632	25.662	23.275
2	15:34:27.164	1:28.166	+11.621	30.547	34.321	23.298
3	15:35:44.201	1:17.037	+0.492	30.249	23.680	23.108
4	15:37:01.155	1:16.954	+0.409	30.426	23.509	23.019
5	15:38:18.245	1:17.090	+0.545	30.319	23.356	23.415
6	15:39:34.857	1:16.612	+0.067	30.213	23.418	22.981
7	15:40:51.402	1:16.545		30.232	23.272	23.041
8	15:42:08.211	1:16.809	+0.264	30.262	23.512	23.035
9	15:43:24.976	1:16.765	+0.220	30.181	23.304	23.280

Lap	Time of Day	Lap Tm	Diff	S1 Tm	S2 Tm	S3 Tm
(235) CJ BENNETT						
1	15:33:00.509	1:21.719	+5.255	33.569	24.749	23.401
2	15:34:18.369	1:17.860	+1.396	30.869	23.739	23.252
3	15:35:35.674	1:17.305	+0.841	30.348	23.876	23.081
4	15:36:52.628	1:16.954	+0.490	30.362	23.808	22.784
5	15:38:11.351	1:18.723	+2.259	31.346	24.100	23.277
6	15:39:29.361	1:18.010	+1.546	31.129	23.677	23.204
7	15:40:46.467	1:17.106	+0.642	30.521	23.643	22.942
8	15:42:02.931	1:16.464		30.052	23.577	22.835
9	15:43:20.015	1:17.084	+0.620	30.205	23.599	23.280

Lap	Time of Day	Lap Tm	Diff	S1 Tm	S2 Tm	S3 Tm
(343) Emmanouil LIODAKIS						
1	15:33:03.059	1:23.360	+6.670	33.575	26.088	23.697
2	15:34:22.251	1:19.192	+2.502	31.728	24.179	23.285
3	15:35:41.609	1:19.358	+2.668	31.411	25.288	22.659
4	15:36:59.047	1:17.438	+0.748	30.583	23.769	23.086
5	15:38:16.693	1:17.646	+0.956	30.619	23.774	23.253
6	15:39:33.383	1:16.690		30.197	23.317	23.176
7	15:40:50.216	1:16.833	+0.143	30.320	23.385	23.128
8	15:42:07.531	1:17.315	+0.625	30.513	23.902	22.900
9	15:43:25.179	1:17.648	+0.958	31.031	23.646	22.971

Lap	Time of Day	Lap Tm	Diff	S1 Tm	S2 Tm	S3 Tm
(231) Gaëtan DEBRABANDERE						
1	15:32:59.768	1:21.405	+6.102	33.542	24.976	22.887
2	15:34:16.678	1:16.910	+1.607	30.371	23.920	22.619
3	15:35:34.313	1:17.635	+2.332	29.847	24.405	23.383
4	15:36:50.582	1:16.269	+0.966	30.149	23.476	22.644
5	15:38:06.094	1:15.512	+0.209	29.551	23.374	22.587
6	15:39:22.278	1:21.184	+5.881	29.526	28.749	22.909
7	15:40:43.845	1:16.567	+1.264	30.087	23.558	22.922
8	15:41:59.980	1:16.135	+0.832	30.154	23.315	22.666
9	15:43:15.283	1:15.303		29.426	23.334	22.543

Lap	Time of Day	Lap Tm	Diff	S1 Tm	S2 Tm	S3 Tm
(273) Kyano WELLENS						
1	15:33:02.904	1:22.451	+6.002	33.427	25.151	23.873
2	15:34:21.262	1:18.358	+1.909	31.027	24.261	23.070
3	15:35:38.810	1:17.548	+1.099	30.856	23.543	23.149
4	15:36:55.851	1:17.041	+0.592	30.399	23.589	23.053
5	15:38:12.918	1:17.067	+0.618	30.361	23.624	23.082
6	15:39:30.639	1:17.721	+1.272	30.473	24.284	22.964
7	15:40:47.088	1:16.449		29.975	23.500	22.974
8	15:42:03.623	1:16.535	+0.086	29.986	23.627	22.922
9	15:43:20.193	1:16.570	+0.121	30.058	23.572	22.940

Lap	Time of Day	Lap Tm	Diff	S1 Tm	S2 Tm	S3 Tm
(228) Luca MONTEBELLO						
1	15:33:02.631	1:24.103	+7.612	34.995	25.311	23.797
2	15:34:22.145	1:19.514	+3.023	31.489	24.222	23.803
3	15:35:39.730	1:17.585	+1.094	30.759	23.646	23.180
4	15:36:56.998	1:17.268	+0.777	30.464	23.619	23.185
5	15:38:13.704	1:16.706	+0.215	30.602	23.370	22.734
6	15:39:31.272	1:17.568	+1.077	30.611	23.557	23.400
7	15:40:48.990	1:17.718	+1.227	30.210	24.329	23.179
8	15:42:05.481	1:16.491		30.164	23.251	23.076
9	15:43:22.588	1:17.107	+0.616	30.108	23.976	23.023

Lap	Time of Day	Lap Tm	Diff	S1 Tm	S2 Tm	S3 Tm
(362) Alex MACHADO						
1	15:33:05.253	1:25.939	+9.792	32.952	24.303	28.684
2	15:34:24.185	1:18.932	+2.785	31.011	24.843	23.078
3	15:35:40.782	1:16.597	+0.450	30.285	23.710	22.602
4	15:36:57.821	1:17.039	+0.892	30.618	23.549	22.872
5	15:38:14.446	1:16.625	+0.478	30.184	23.659	22.782
6	15:39:31.509	1:17.063	+0.916	30.277	23.644	23.142
7	15:40:48.702	1:17.193	+1.046	30.293	23.938	22.962
8	15:42:04.931	1:16.229	+0.082	30.047	23.315	22.867
9	15:43:21.078	1:16.147		29.967	23.268	22.912

Lap	Time of Day	Lap Tm	Diff	S1 Tm	S2 Tm	S3 Tm
(377) Torben GROEHNDIHL						
1	15:32:59.247	1:20.495	+3.641	32.308	24.716	23.471
2	15:34:17.309	1:18.062	+1.208	30.592	24.509	22.961
3	15:35:34.179	1:16.870	+0.016	30.260	23.125	23.485
4	15:36:52.183	1:18.004	+1.150	30.973	23.865	23.166
5	15:38:09.568	1:17.385	+0.531	30.521	23.519	23.345
6	15:39:26.422	1:16.854		30.029	23.841	22.984
7	15:40:43.767	1:17.345	+0.491	30.207	24.188	22.950
8	15:42:00.700	1:16.933	+0.079	30.856	23.320	22.757
9	15:43:17.965	1:17.265	+0.411	30.560	23.657	23.048

Lap	Time of Day	Lap Tm	Diff	S1 Tm	S2 Tm	S3 Tm
(203) Florent DYRDA						
1	15:33:03.314	1:25.211	+9.438	35.868	25.537	23.806
2	15:34:21.843	1:18.529	+2.756	31.289	24.119	23.121
3	15:35:38.502	1:16.659	+0.886	30.573	23.584	22.502
4	15:36:55.016	1:16.514	+0.741	30.097	23.477	22.940
5	15:38:11.670	1:16.654	+0.881	29.857	24.052	22.745
6	15:39:29.238	1:17.568	+1.795	31.232	23.534	22.802
7	15:40:45.144	1:15.906	+0.133	29.931	23.380	22.595
8	15:42:00.917	1:15.773		29.700	23.284	22.789
9	15:43:21.550	1:20.633	+4.860	30.479	23.599	26.555

Lap	Time of Day	Lap Tm	Diff	S1 Tm	S2 Tm	S3 Tm
(321) Jules VANHULLE						
1	15:33:01.307	1:22.298	+5.953	33.448	25.635	23.215
2	15:34:19.119	1:17.812	+1.467	30.985	23.683	23.144
3	15:35:36.387	1:17.268	+0.923	30.088	24.162	23.018
4	15:36:53.747	1:17.360	+1.015	30.646	23.815	22.899
5	15:38:10.611	1:16.864	+0.519	30.507	23.601	22.756
6	15:39:27.992	1:17.381	+1.036	30.909	23.583	22.889
7	15:40:44.337	1:16.345		30.073	23.452	22.820
8	15:42:01.372	1:17.035	+0.690	30.579	23.530	22.926
9	15:43:18.343	1:16.971	+0.626	30.320	23.827	22.824

Lap	Time of Day	Lap Tm	Diff	S1 Tm	S2 Tm	S3 Tm
(317) Kevin BAKKER						
1	15:33:01.087	1:22.224	+5.865	33.593	25.182	23.449
2	15:34:18.766	1:17.679	+1.320	30.604	23.777	23.298
3	15:35:36.200	1:17.434	+1.075	30.337	23.939	23.158
4	15:36:53.682	1:17.482	+1.123	30.552	23.455	23.475
5	15:38:11.802	1:18.120	+1.761	30.615	24.357	23.148
6	15:39:31.427	1:19.625	+3.266	31.129	24.587	23.909
7	15:40:49.370	1:17.943	+1.584	30.874	23.722	23.347
8	15:42:05.729	1:16.359		30.033	23.448	22.878
9	15:43:22.169	1:16.440	+0.081	30.137	23.389	22.914

IAME Series Benelux Round 4 Genk

X30 Senior

Genk 1,360 Km

Heat 5 D-F

16.08.2024 14:30

Race (10:00 and 1 Laps) started at 15:31:37

Lap	Time of Day	Lap Tm	Diff	S1 Tm	S2 Tm	S3 Tm
(248) Roméo ROUSSEL						
1	15:33:01.594	1:23.594	+7.095	34.787	25.389	23.418
2	15:34:20.210	1:18.616	+2.117	31.380	23.752	23.484
3	15:35:37.636	1:17.426	+0.927	30.555	23.985	22.886
4	15:36:58.462	1:20.826	+4.327	33.787	23.927	23.112
5	15:38:16.556	1:18.094	+1.595	30.231	23.957	23.906
6	15:39:33.161	1:16.605	+0.106	29.924	23.404	23.277
7	15:40:49.660	1:16.499		29.941	23.537	23.021
8	15:42:07.302	1:17.642	+1.143	30.948	23.742	22.952
9	15:43:23.898	1:16.596	+0.097	30.118	23.660	22.818

Lap	Time of Day	Lap Tm	Diff	S1 Tm	S2 Tm	S3 Tm
(219) Ollie MEURS						
1	15:33:02.032	1:22.392	+4.620	33.332	25.444	23.616
2	15:34:19.977	1:17.945	+0.173	30.806	24.088	23.051
3	15:35:38.327	1:18.350	+0.578	31.173	23.631	23.546
4	15:36:56.638	1:18.311	+0.539	31.456	23.666	23.189
5	15:38:23.097	1:26.459	+8.687	31.660	23.850	30.949
6	15:39:40.869	1:17.772		30.950	23.697	23.125
7	15:40:59.138	1:18.269	+0.497	30.754	24.203	23.312
8	15:42:17.974	1:18.836	+1.064	31.088	24.115	23.633
9	15:43:36.299	1:18.325	+0.553	30.928	24.230	23.167

Lap	Time of Day	Lap Tm	Diff	S1 Tm	S2 Tm	S3 Tm
(217) Tess VERSCHOOR						
1	15:33:03.934	1:25.109	+8.717	36.150	25.615	23.344
2	15:34:22.727	1:18.793	+2.401	31.693	24.029	23.071
3	15:35:43.868	1:21.141	+4.749	34.061	24.166	22.914
4	15:37:00.969	1:17.101	+0.709	30.324	23.594	23.183
5	15:38:18.952	1:17.983	+1.591	30.729	23.672	23.582
6	15:39:36.375	1:17.423	+1.031	31.207	23.342	22.874
7	15:40:52.767	1:16.392		30.166	23.405	22.821
8	15:42:09.702	1:16.935	+0.543	30.131	23.603	23.201
9	15:43:26.217	1:16.515	+0.123	30.041	23.552	22.922

Lap	Time of Day	Lap Tm	Diff	S1 Tm	S2 Tm	S3 Tm
(271) Carina KRONING						
1	15:33:05.028	1:25.821	+7.222	35.488	26.155	24.178
2	15:34:25.161	1:20.133	+1.534	31.931	24.911	23.291
3	15:35:44.786	1:19.625	+1.026	31.064	24.253	24.308
4	15:37:03.836	1:19.050	+0.451	31.356	24.338	23.356
5	15:38:23.709	1:19.873	+1.274	31.686	24.359	23.828
6	15:39:42.595	1:18.886	+0.287	31.000	24.188	23.698
7	15:41:01.417	1:18.822	+0.223	31.181	24.299	23.342
8	15:42:23.949	1:22.532	+3.933	30.938	28.408	23.186
9	15:43:42.548	1:18.599		31.047	24.255	23.297

Lap	Time of Day	Lap Tm	Diff	S1 Tm	S2 Tm	S3 Tm
(310) Siebe WIJMA						
1	15:33:00.841	1:22.221	+5.216	33.637	24.952	23.632
2	15:34:19.824	1:18.983	+1.978	31.384	24.478	23.121
3	15:35:36.863	1:17.039	+0.034	30.419	23.618	23.002
4	15:36:55.381	1:18.518	+1.513	31.231	24.206	23.081
5	15:38:12.407	1:17.026	+0.021	30.526	23.588	22.912
6	15:39:30.524	1:18.117	+1.112	30.734	24.285	23.098
7	15:40:54.309	1:23.785	+6.780	30.584	30.263	22.938
8	15:42:11.314	1:17.005		30.591	23.500	22.914
9	15:43:28.744	1:17.430	+0.425	30.599	23.764	23.067

Lap	Time of Day	Lap Tm	Diff	S1 Tm	S2 Tm	S3 Tm
(212) Delano WELLENS						
1	15:33:21.638	1:43.189	+26.753	55.626	23.762	23.801
2	15:34:38.383	1:16.745	+0.309	30.450	23.368	22.927
3	15:35:54.819	1:16.436		30.281	23.412	22.743
4	15:37:12.066	1:17.247	+0.811	30.705	23.523	23.019
5	15:38:29.053	1:16.987	+0.551	30.470	23.498	23.019
6	15:39:46.033	1:16.980	+0.544	30.499	23.530	22.951
7	15:41:03.115	1:17.082	+0.646	30.734	23.530	22.818
8	15:42:19.734	1:16.619	+0.183	30.402	23.326	22.891
9	15:43:37.800	1:18.066	+1.630	30.278	23.961	23.827

Lap	Time of Day	Lap Tm	Diff	S1 Tm	S2 Tm	S3 Tm
(363) Joan ALUJA OLESTI						
1	15:33:05.395	1:26.694	+10.849	32.683	31.367	22.644
2	15:34:24.033	1:18.638	+2.793	31.137	24.558	22.943
3	15:35:40.409	1:16.376	+0.531	29.913	23.688	22.775
4	15:36:59.381	1:18.972	+3.127	30.616	24.220	24.136
5	15:38:24.164	1:24.783	+8.938	39.013	23.279	22.491
6	15:39:40.669	1:16.505	+0.660	30.256	23.433	22.816
7	15:40:56.514	1:15.845		30.030	23.267	22.548
8	15:42:12.769	1:16.255	+0.410	30.281	23.339	22.635
9	15:43:29.755	1:16.986	+1.141	29.723	23.878	23.385

Lap	Time of Day	Lap Tm	Diff	S1 Tm	S2 Tm	S3 Tm
(320) Emma WEINREICH						
1	15:33:04.236	1:24.614	+6.555	34.643	26.228	23.743
2	15:34:23.723	1:19.487	+1.428	31.670	24.493	23.324
3	15:35:42.733	1:19.010	+0.951	31.378	24.265	23.367
4	15:37:00.792	1:18.059		30.859	23.897	23.303
5	15:38:19.392	1:18.600	+0.541	31.480	23.583	23.537

Lap	Time of Day	Lap Tm	Diff	S1 Tm	S2 Tm	S3 Tm
(318) Marius BARRY-BERG						
1	15:33:11.806	1:32.816		34.791	29.490	28.535

Lap	Time of Day	Lap Tm	Diff	S1 Tm	S2 Tm	S3 Tm
(200) Anne-Charlotte ANTUORO						
1	15:33:02.346	1:22.498	+3.976	33.464	25.312	23.722
2	15:34:20.868	1:18.522		31.322	24.047	23.153
3	15:35:40.927	1:20.059	+1.537	32.539	24.193	23.327
4	15:37:02.361	1:21.434	+2.912	34.158	24.096	23.180
5	15:38:20.949	1:18.588	+0.066	30.854	24.034	23.700
6	15:39:39.760	1:18.811	+0.289	30.924	24.169	23.718
7	15:40:59.008	1:19.248	+0.726	31.705	24.239	23.304
8	15:42:18.064	1:19.056	+0.534	31.544	24.000	23.512
9	15:43:38.046	1:19.982	+1.460	31.278	24.576	24.128

Lap	Time of Day	Lap Tm	Diff	S1 Tm	S2 Tm	S3 Tm
(370) Rosanne DEN DRIJVER						
1	15:33:03.771	1:23.837	+7.156	33.707	26.343	23.787
2	15:34:22.605	1:18.834	+2.153	31.556	23.915	23.363
3	15:35:42.165	1:19.560	+2.879	31.849	24.575	23.136
4	15:36:59.615	1:17.450	+0.769	30.648	23.663	23.139
5	15:38:18.491	1:18.876	+2.195	31.125	23.933	23.818
6	15:39:38.134	1:19.643	+2.962	32.097	24.012	23.534
7	15:40:55.011	1:16.877	+0.196	30.033	23.597	23.247
8	15:42:11.692	1:16.681		30.258	23.585	22.838
9	15:43:30.043	1:18.351	+1.670	30.367	24.012	23.972

IAME Series Benelux Round 4 Genk
Lapchart
X30 Senior
Genk 1,360 Km
Heat 5 D-F
16.08.2024 14:30
Race (10:00 and 1 Laps) started at 15:31:37

Competitors	Laps									
	0	1	2	3	4	5	6	7	8	9
Milan MARCZAK (368)	1	368	201	201	201	201	201	290	290	290
Joseph SMITH (364)	2	364	383	383	290	290	290	290	201	201
Annabelle BRIAN (383)	3	383	290	290	368	368	368	368	368	368
Henkie KALTEREN (201)	4	201	364	364	226	226	226	226	226	306
Roméo ROUSSEL (248)	5	248	368	368	312	312	312	306	306	226
Simon LACROIX (259)	6	259	312	226	364	259	259	312	259	259
Florent DYRDA (203)	7	203	226	312	259	364	306	259	312	383
Jens BEEUSAERT (312)	8	312	259	259	356	306	231	364	364	312
Sam BALOTA (290)	9	290	356	356	306	231	364	356	383	364
Markus GLUME (226)	10	226	244	244	377	356	356	383	356	356
Patrice KOWALEWSKI(R) (244)	11	244	263	306	231	244	244	244	244	244
Gaëtan DEBRABANDERE (231)	12	231	377	231	267	267	267	267	267	267
Philip SVENDSEN (263)	13	263	267	377	244	377	383	377	372	372
Delano WELLENS (212)	14	212	231	267	235	235	377	372	377	231
Luca MONTEBELLO (228)	15	228	306	235	317	383	321	231	231	377
Rhys NEWBURN (267)	16	267	235	317	321	317	372	321	321	203
Siebe WIJMA (310)	17	310	310	321	383	321	235	203	203	321
Ilyes PRUVOST (306)	18	306	317	310	310	372	203	235	235	273
Joan ALUJA OLESTI (363)	19	363	321	219	248	203	317	310	273	362
Torben GROEHND AHL (377)	20	377	248	248	372	310	310	273	362	362
CJ BENNETT (235)	21	235	219	200	219	273	273	228	228	317
Tess VERSCHOOR (217)	22	217	200	273	203	219	228	317	317	228
Kevin BAKKER (317)	23	317	228	372	273	228	362	362	248	248
Marius BARRY-BERG (318)	24	318	273	203	228	362	248	248	343	263
Jules VANHULLE (321)	25	321	343	228	363	248	343	343	263	343
Carina KRONING (271)	26	271	203	343	362	343	263	263	217	217
Leonardo LONGONI (356)	27	356	372	370	200	363	370	217	310	310
Alex MACHADO (362)	28	362	370	217	343	370	217	370	370	363
Emma WEINREICH (320)	29	320	217	320	370	320	320	200	363	370
Ollie MEURS (219)	30	219	320	363	320	217	200	363	200	219
Emmanouil LIOUDAKIS (343)	31	343	271	362	217	263	219	219	219	200
Andy RATEL (372)	32	372	362	271	263	200	271	271	271	200
Anne-Charlotte ANTUORO (200)	33	200	363	263	271	271	363	212	212	271
Rosanne DEN DRIJVER (370)	34	370	318	212	212	212	212			
Kyano WELLENS (273)	35	273	212							

IAME Series Benelux Round 4 Genk

X30 Senior

Genk 1,360 Km

Heat 6 B-E

16.08.2024 14:50

Race (10:00 and 1 Laps) started at 15:48:59

Pos	No.	Name	Nat	Chassis	Raceteam	Laps	Total Tm	Diff	Best Tm	km/h	Points	Commer
1	265	Alessandro TUDISCA	BEL	Kosmic	Rsd Karting	10	12:33.893		1:14.480	65,736	0	
2	289	Otto PYYKÖNEN	FIN	Tony-Kart	EGP Racing Team	10	12:35.266	1.373	1:14.810	65,446	2	
3	257	Hugo BESSON	FRA	KR	Vdk	10	12:41.629	7.736	1:14.149	66,029	3	5 sec
4	284	Mika VOS	NLD	Kosmic	Fusion Motorsport Benel	10	12:43.753	9.860	1:15.006	65,275	4	5 sec
5	334	Suleiman ZANFARI	MAR	KR	Vdk	10	12:43.788	9.895	1:15.100	65,193	5	
6	280	Joep MULLER	NLD	Kosmic	FSR	10	12:44.548	10.655	1:15.088	65,203	6	
7	294	Georges NASSAR	ARE	KR	Victory Lane	10	12:45.445	11.552	1:15.486	64,860	7	
8	367	Ruben MOYA	ESP	Pantano	PANTANO RACING TEAM	10	12:46.877	12.984	1:15.061	65,227	8	
9	275	Jack NETTLESHIP	GBR	TB Kart	Privateer	10	12:48.061	14.168	1:15.322	65,001	9	
10	224	Angelo MELI	BEL	Tony-Kart	EGP Racing Team	10	12:49.481	15.588	1:14.920	65,350	10	
11	225	Koen DE ROOIJ	NLD	Exprit	wjs racing	10	12:50.725	16.832	1:15.179	65,125	11	3 sec
12	297	Luis ESSER	DEU	Tony-Kart	Privateer	10	12:52.155	18.262	1:15.430	64,908	12	
13	261	Thibauld GELADE	BEL	Alonso Kart By	GEPA RACING	10	12:54.629	20.736	1:15.328	64,996	13	5 sec
14	258	Aaron FERRAZZANO	BEL	Kosmic	Eurokarting	10	12:55.036	21.143	1:15.880	64,523	14	
15	357	Roxanne LANTINGA(R)	NLD	Tony-Kart	Lantinga Racing	10	12:55.204	21.311	1:15.378	64,953	15	5 sec
16	285	Roberto BAAS	BEL	Exprit	wjs racing	10	12:55.443	21.550	1:15.409	64,926	16	5 sec
17	330	Illiano COUTURE	FRA	Kosmic	CG Racing	10	12:56.335	22.442	1:15.485	64,861	17	5 sec
18	270	Thomas VAN VLIET(R)	NLD	Kosmic	Rsd Karting	10	12:58.700	24.807	1:15.918	64,491	18	5 sec
19	347	Maximiliano RADECK DA SI	FRA	KR	Victory Lane	10	12:58.831	24.938	1:15.272	65,044	19	10 sec
20	204	Emilio VANOVERBERGHE	BEL	Tony-Kart	EGP Racing Team	10	13:00.770	26.877	1:15.577	64,782	20	5 sec
21	354	Charly GLUME	BEL	Lando Norris	Eurokarting	10	13:03.475	29.582	1:16.296	64,171	21	5 sec
22	254	Conor GRANT	IRL	KR	Victory Lane	10	13:04.627	30.734	1:14.986	65,292	22	5 sec
23	266	Tyron KINARD	BEL	Tony-Kart	Tys Racing	10	13:04.931	31.038	1:15.857	64,542	23	
24	223	Wesley DE GOEIJ	NLD	Croc Promotio	KCR-Racing	10	13:05.817	31.924	1:16.392	64,090	24	5 sec
25	214	Yanis BOUILLEZ	BEL	Kosmic	PJM	10	13:06.031	32.138	1:16.447	64,044	25	5 sec
26	287	Rinse VOS	NLD	Kosmic	Fusion Motorsport Benel	10	13:06.977	33.084	1:16.347	64,128	26	5 sec
27	202	Taiyo VLIEGEN(R)	THA	Falcon	Falcon racing team	10	13:07.615	33.722	1:16.174	64,274	27	5 sec
28	253	Dinand DE VOS	BEL	KR	Privateer	10	13:08.920	35.027	1:14.925	65,345	28	10 sec
29	341	Casper NORMANN	DNK	Kosmic	Ravet Racing Team	10	13:13.752	39.859	1:16.463	64,031	29	5 sec
30	375	Marc LO PICCOLO	FRA	RedSpeed	PB Kart	10	13:14.397	40.504	1:15.949	64,464	30	5 sec
31	398	Lluís TORT MAS	ESP	Gillard	AUTO CLUB RC2 VALLÈS	10	13:17.390	43.497	1:17.255	63,375	31	5 sec
32	324	Livia SAMSON	NLD	Falcon	Falcon racing team	10	13:19.782	45.889	1:16.980	63,601	32	
33	208	Ellie DAX(R)	LUX	Kosmic	CG Racing	10	13:22.045	48.152	1:17.628	63,070	33	8 sec
34	286	Ruby VERLINDEN	BEL	Kosmic	EGP Racing Team	10	13:36.539	1:02.646	1:17.283	63,352	34	10 sec
35	374	Fionn MC LAUGHLIN	IRL	KR	Vdk	8	9:58.417	2 Laps	1:14.020	66,144	35	

Announcements

These results are provisional until the conclusion of any judicial and technical matters!

#225 + 208 leaving corridor 2 wheels / time penalty 3 sec

#253 + 287 causing a colission / 5 sec time penalty

#286 + 347 pushing / 5 sec time penalty

#257,284,261,330,254,285,354,347,214,357,223,270,204,253,341,202,398,208,286,375 FF/ TP 5 sec

Margin of Victory	Ø km/h	Best Lap Tm	km/h	Best Lap by
1.373	64,943	1:14.020	66,144	374 - Fionn MC LAUGHLIN

Official Timing www.mwraceconsulting.com

Orbits

Timekeeping Meik Wagner:

Clerk of the course Thomas Lainer:

www.mylaps.com

Steward (Chairman) Wim Cools:

Chief Scrutineer Liam van de Wouwer:

Licensed to: MW Racec Consulting

Printed: 16.08.2024 16:58:31

posted at:

h

IAME Series Benelux Round 4 Genk

X30 Senior

Genk 1,360 Km

Heat 6 B-E

16.08.2024 14:50

Race (10:00 and 1 Laps) started at 15:48:59

Table with columns: Lap, Time of Day, Lap Tm, Diff, S1 Tm, S2 Tm, S3 Tm. Contains race results for drivers like Alessandro TUDISCA, Otto PYYKÖNEN, Hugo BESSON, Mika VOS, Suleiman ZANFARI, and Joep MULLER.



IAME Series Benelux Round 4 Genk

X30 Senior

Genk 1,360 Km

Heat 6 B-E

16.08.2024 14:50

Race (10:00 and 1 Laps) started at 15:48:59

Lap	Time of Day	Lap Tm	Diff	S1 Tm	S2 Tm	S3 Tm
<u>(297) Luis ESSER</u>						
1	15:50:22.975	1:22.394	+6.964	33.009	25.931	23.454
2	15:51:39.801	1:16.826	+1.396	30.263	23.700	22.863
3	15:52:57.911	1:18.110	+2.680	31.011	24.138	22.961
4	15:54:14.990	1:17.079	+1.649	30.306	23.808	22.965
5	15:55:31.548	1:16.558	+1.128	30.254	23.349	22.955
6	15:56:48.302	1:16.754	+1.324	30.075	23.818	22.861
7	15:58:04.774	1:16.472	+1.042	30.052	23.659	22.761
8	15:59:20.869	1:16.095	+0.665	30.045	23.298	22.752
9	16:00:36.549	1:15.680	+0.250	30.006	23.252	22.422
10	16:01:51.979	1:15.430		29.775	23.201	22.454

<u>(261) Thibault GELADE</u>						
1	15:50:20.605	1:20.188	+4.860	32.416	24.158	23.614
2	15:51:37.256	1:16.651	+1.323	30.342	23.431	22.878
3	15:52:56.231	1:18.975	+3.647	31.939	24.152	22.884
4	15:54:13.801	1:17.570	+2.242	31.361	23.406	22.803
5	15:55:30.841	1:17.040	+1.712	30.783	23.411	22.846
6	15:56:46.906	1:16.065	+0.737	30.059	23.339	22.667
7	15:58:02.939	1:16.033	+0.705	30.051	23.071	22.911
8	15:59:18.267	1:15.328		29.777	23.000	22.551
9	16:00:33.856	1:15.589	+0.261	29.876	23.098	22.615
10	16:01:49.453	1:15.597	+0.269	29.773	23.087	22.737

<u>(258) Aaron FERRAZZANO</u>						
1	15:50:23.953	1:22.606	+6.726	33.176	26.137	23.293
2	15:51:42.022	1:18.069	+2.189	30.584	23.965	23.520
3	15:53:00.406	1:18.384	+2.504	31.292	23.628	23.464
4	15:54:18.265	1:17.859	+1.979	30.914	23.844	23.101
5	15:55:34.868	1:16.603	+0.723	30.422	23.526	22.655
6	15:56:50.748	1:15.880		29.936	23.342	22.602
7	15:58:06.712	1:15.964	+0.084	29.968	23.128	22.868
8	15:59:22.668	1:15.956	+0.076	29.872	23.269	22.815
9	16:00:38.613	1:15.945	+0.065	29.934	23.165	22.846
10	16:01:54.860	1:16.247	+0.367	30.083	23.328	22.836

<u>(357) Roxanne LANTINGA(R)</u>						
1	15:50:19.934	1:19.934	+4.556	32.991	24.075	22.868
2	15:51:36.638	1:16.704	+1.326	30.375	23.501	22.828
3	15:52:56.831	1:20.193	+4.815	31.075	25.816	23.302
4	15:54:13.524	1:16.693	+1.315	30.123	23.515	23.055
5	15:55:30.575	1:17.051	+1.673	30.194	23.640	23.217
6	15:56:46.445	1:15.870	+0.492	30.042	23.224	22.604
7	15:58:02.065	1:15.620	+0.242	29.780	23.130	22.710
8	15:59:17.846	1:15.781	+0.403	29.905	23.321	22.555
9	16:00:33.224	1:15.378		29.870	23.183	22.325
10	16:01:50.028	1:16.804	+1.426	30.228	23.864	22.712

<u>(285) Roberto BAAS</u>						
1	15:50:25.538	1:24.378	+8.969	36.993	23.230	24.155
2	15:51:42.351	1:16.813	+1.404	29.795	23.819	23.199
3	15:53:00.079	1:17.728	+2.319	31.171	23.595	22.962
4	15:54:16.174	1:16.095	+0.686	30.464	23.079	22.552
5	15:55:31.662	1:15.488	+0.079	29.780	23.049	22.659
6	15:56:47.703	1:16.041	+0.632	30.197	23.338	22.506
7	15:58:03.372	1:15.669	+0.260	29.627	23.475	22.567
8	15:59:18.939	1:15.567	+0.158	29.607	23.105	22.855
9	16:00:34.858	1:15.919	+0.510	29.560	23.577	22.782
10	16:01:50.267	1:15.409		29.601	23.144	22.664

<u>(330) Illiano COUTURE</u>						
1	15:50:23.252	1:22.851	+7.366	33.788	25.538	23.525
2	15:51:40.879	1:17.627	+2.142	30.595	23.765	23.267
3	15:52:58.475	1:17.596	+2.111	30.803	23.701	23.092
4	15:54:15.397	1:16.922	+1.437	30.483	23.223	23.216

Lap	Time of Day	Lap Tm	Diff	S1 Tm	S2 Tm	S3 Tm
5	15:55:32.059	1:16.662	+1.177	30.123	23.686	22.853
6	15:56:48.693	1:16.634	+1.149	30.057	23.483	23.094
7	15:58:04.419	1:15.726	+0.241	29.901	23.125	22.700
8	15:59:20.182	1:15.763	+0.278	29.611	23.074	23.078
9	16:00:35.674	1:15.492	+0.007	29.658	23.130	22.704
10	16:01:51.159	1:15.485		29.423	23.201	22.861

<u>(270) Thomas VAN VLIET(R)</u>						
1	15:50:21.696	1:21.444	+5.526	32.919	25.001	23.524
2	15:51:40.442	1:18.746	+2.828	31.610	24.232	22.904
3	15:52:58.714	1:18.272	+2.354	30.930	24.193	23.149
4	15:54:15.959	1:17.245	+1.327	30.604	23.853	22.788
5	15:55:32.996	1:17.037	+1.119	30.408	23.655	22.974
6	15:56:49.373	1:16.377	+0.459	30.072	23.583	22.722
7	15:58:05.508	1:16.135	+0.217	30.272	23.174	22.689
8	15:59:21.546	1:16.038	+0.120	29.904	23.579	22.555
9	16:00:37.464	1:15.918		29.890	23.354	22.674
10	16:01:53.524	1:16.060	+0.142	29.967	23.152	22.941

<u>(347) Maximiliano RADECK DA SILVA</u>						
1	15:50:20.113	1:19.270	+3.998	32.197	24.102	22.971
2	15:51:36.561	1:16.448	+1.176	30.387	23.363	22.698
3	15:52:54.322	1:17.761	+2.489	31.380	24.064	22.317
4	15:54:11.492	1:17.170	+1.898	30.640	23.878	22.652
5	15:55:28.598	1:17.106	+1.834	30.378	24.272	22.456
6	15:56:45.696	1:17.098	+1.826	30.602	23.804	22.692
7	15:58:01.577	1:15.881	+0.609	29.964	23.248	22.669
8	15:59:16.849	1:15.272		30.024	22.924	22.324
9	16:00:32.690	1:15.841	+0.569	30.112	23.385	22.344
10	16:01:48.655	1:15.965	+0.693	30.029	23.454	22.482

<u>(204) Emmilio VANOVERBERGHE</u>						
1	15:50:25.676	1:23.887	+8.310	33.865	25.907	24.115
2	15:51:44.895	1:19.219	+3.642	31.361	24.500	23.358
3	15:53:03.152	1:18.257	+2.680	31.371	23.902	22.984
4	15:54:19.742	1:16.590	+1.013	30.270	23.963	22.357
5	15:55:36.223	1:16.481	+0.904	30.345	23.266	22.870
6	15:56:52.940	1:16.717	+1.140	30.386	23.740	22.591
7	15:58:08.567	1:15.627	+0.050	30.042	22.891	22.694
8	15:59:24.323	1:15.756	+0.179	30.003	23.291	22.462
9	16:00:40.017	1:15.694	+0.117	29.902	23.307	22.485
10	16:01:55.594	1:15.577		29.772	23.187	22.618

<u>(354) Charly GLUME</u>						
1	15:50:22.503	1:21.423	+5.127	32.867	24.959	23.597
2	15:51:41.046	1:18.543	+2.247	30.773	24.762	23.008
3	15:52:58.951	1:17.905	+1.609	31.139	23.662	23.104
4	15:54:16.365	1:17.414	+1.118	30.728	23.793	22.893
5	15:55:33.812	1:17.447	+1.151	30.469	24.066	22.912
6	15:56:50.564	1:16.752	+0.456	30.301	23.566	22.885
7	15:58:08.458	1:17.894	+1.598	30.954	23.464	23.476
8	15:59:25.651	1:17.193	+0.897	30.614	23.743	22.836
9	16:00:42.003	1:16.352	+0.056	30.216	23.197	22.939
10	16:01:58.299	1:16.296		30.174	23.390	22.732

<u>(254) Conor GRANT</u>						
1	15:50:39.607	1:39.519	+24.533	53.204	23.383	22.932
2	15:51:55.016	1:15.409	+0.423	29.747	23.005	22.657
3	15:53:10.002	1:14.986		29.637	23.007	22.342
4	15:54:26.094	1:16.092	+1.106	29.767	23.564	22.761
5	15:55:41.938	1:15.844	+0.858	29.984	23.018	22.842
6	15:56:57.347	1:15.409	+0.423	29.682	22.952	22.775
7	15:58:13.228	1:15.881	+0.895	29.651	23.196	23.034
8	15:59:28.224	1:14.996	+0.010	29.568	23.109	22.319
9	16:00:44.120	1:15.896	+0.910	29.842	23.342	22.712
10	16:01:59.451	1:15.331	+0.345	30.217	22.778	22.336

IAME Series Benelux Round 4 Genk

X30 Senior

Heat 6 B-E

Race (10:00 and 1 Laps) started at 15:48:59

Genk 1,360 Km

16.08.2024 14:50

Lap	Time of Day	Lap Tm	Diff	S1 Tm	S2 Tm	S3 Tm
(266) Tyrone KINARD						
1	15:50:36.695	1:36.174	+20.317	49.701	23.602	22.871
2	15:51:52.949	1:16.254	+0.397	29.745	23.388	23.121
3	15:53:09.555	1:16.606	+0.749	30.075	23.582	22.949
4	15:54:26.598	1:17.043	+1.186	29.981	23.698	23.364
5	15:55:43.568	1:16.970	+1.113	30.559	23.556	22.855
6	15:57:00.033	1:16.465	+0.608	30.114	23.294	23.057
7	15:58:16.232	1:16.199	+0.342	29.627	23.144	23.428
8	15:59:32.708	1:16.476	+0.619	29.854	23.887	22.735
9	16:00:48.565	1:15.857		29.704	23.367	22.786
10	16:02:04.755	1:16.190	+0.333	30.201	23.013	22.976

Lap	Time of Day	Lap Tm	Diff	S1 Tm	S2 Tm	S3 Tm
(223) Wesley DE GOEIJ						
1	15:50:24.710	1:23.375	+6.983	34.194	25.840	23.341
2	15:51:42.931	1:18.221	+1.829	30.526	24.491	23.204
3	15:53:00.968	1:18.037	+1.645	30.937	24.026	23.074
4	15:54:18.494	1:17.526	+1.134	30.593	24.044	22.889
5	15:55:35.563	1:17.069	+0.677	30.484	23.494	23.091
6	15:56:53.185	1:17.622	+1.230	30.698	23.811	23.113
7	15:58:10.098	1:16.913	+0.521	30.535	23.589	22.789
8	15:59:26.746	1:16.648	+0.256	30.216	23.619	22.813
9	16:00:44.249	1:17.503	+1.111	30.448	24.207	22.848
10	16:02:00.641	1:16.392		29.955	23.448	22.989

Lap	Time of Day	Lap Tm	Diff	S1 Tm	S2 Tm	S3 Tm
(214) Yanis BOUILLEZ						
1	15:50:22.878	1:22.375	+5.928	33.222	25.375	23.778
2	15:51:41.890	1:19.012	+2.565	30.679	24.315	24.018
3	15:52:59.594	1:17.704	+1.257	30.869	23.499	23.336
4	15:54:17.577	1:17.983	+1.536	30.744	24.362	22.877
5	15:55:35.248	1:17.671	+1.224	30.680	24.072	22.919
6	15:56:54.120	1:18.872	+2.425	31.940	23.829	23.103
7	15:58:11.156	1:17.036	+0.589	30.514	23.426	23.096
8	15:59:27.619	1:16.463	+0.016	30.127	23.323	23.013
9	16:00:44.408	1:16.789	+0.342	30.223	23.409	23.157
10	16:02:00.855	1:16.447		30.505	23.145	22.797

Lap	Time of Day	Lap Tm	Diff	S1 Tm	S2 Tm	S3 Tm
(287) Rinse VOS						
1	15:50:24.871	1:23.246	+6.899	33.536	25.746	23.964
2	15:51:44.028	1:19.157	+2.810	31.220	24.662	23.275
3	15:53:02.619	1:18.591	+2.244	31.375	24.098	23.118
4	15:54:20.818	1:18.199	+1.852	30.661	24.280	23.258
5	15:55:37.896	1:17.078	+0.731	30.790	23.369	22.919
6	15:56:54.570	1:16.674	+0.327	30.561	23.129	22.984
7	15:58:11.810	1:17.240	+0.893	30.614	23.439	23.187
8	15:59:28.157	1:16.347		30.389	22.997	22.961
9	16:00:45.040	1:16.883	+0.536	30.673	23.512	22.698
10	16:02:01.801	1:16.761	+0.414	30.479	23.384	22.898

Lap	Time of Day	Lap Tm	Diff	S1 Tm	S2 Tm	S3 Tm
(202) Taiyo VLIEGEN(R)						
1	15:50:23.415	1:22.441	+6.267	33.672	25.348	23.421
2	15:51:42.301	1:18.886	+2.712	31.768	23.810	23.308
3	15:53:01.593	1:19.292	+3.118	31.818	24.640	22.834
4	15:54:19.101	1:17.508	+1.334	30.584	23.881	23.043
5	15:55:35.981	1:16.880	+0.706	30.333	23.588	22.959
6	15:56:53.830	1:17.849	+1.675	30.764	24.046	23.039
7	15:58:11.605	1:17.775	+1.601	30.433	24.016	23.326
8	15:59:29.237	1:17.632	+1.458	30.905	23.764	22.963
9	16:00:46.265	1:17.028	+0.854	30.601	23.455	22.972
10	16:02:02.439	1:16.174		30.200	23.170	22.804

Lap	Time of Day	Lap Tm	Diff	S1 Tm	S2 Tm	S3 Tm
(253) Dinand DE VOS						
1	15:50:28.834	1:17.989	+3.064	30.922	24.024	23.043
2	15:51:45.730	1:16.896	+1.971	30.156	23.625	23.115
3	15:53:03.565	1:17.835	+2.910	30.453	24.080	23.302
4	15:54:21.016	1:17.451	+2.526	30.579	23.558	23.314

Lap	Time of Day	Lap Tm	Diff	S1 Tm	S2 Tm	S3 Tm
5	15:55:36.980	1:15.964	+1.039	30.099	23.115	22.750
6	15:56:53.425	1:16.445	+1.520	30.254	23.398	22.793
7	15:58:10.625	1:17.200	+2.275	30.761	23.649	22.790
8	15:59:27.146	1:16.521	+1.596	30.051	23.794	22.676
9	16:00:43.819	1:16.673	+1.748	30.310	23.624	22.739
10	16:01:58.744	1:14.925		29.804	22.810	22.311

Lap	Time of Day	Lap Tm	Diff	S1 Tm	S2 Tm	S3 Tm
(341) Casper NORMANN						
1	15:50:29.409	1:28.274	+11.811	32.334	32.792	23.148
2	15:51:51.393	1:21.984	+5.521	35.022	23.933	23.029
3	15:53:08.451	1:17.058	+0.595	30.575	23.578	22.905
4	15:54:26.009	1:17.558	+1.095	30.591	23.970	22.997
5	15:55:43.857	1:17.848	+1.385	31.008	23.612	23.228
6	15:57:02.024	1:18.167	+1.704	31.198	23.816	23.153
7	15:58:18.775	1:16.751	+0.288	30.256	23.365	23.130
8	15:59:35.238	1:16.463		30.347	23.262	22.854
9	16:00:51.981	1:16.743	+0.280	30.448	23.435	22.860
10	16:02:08.576	1:16.595	+0.132	30.153	23.587	22.855

Lap	Time of Day	Lap Tm	Diff	S1 Tm	S2 Tm	S3 Tm
(375) Marc LO PICCOLO						
1	15:50:18.002	1:18.098	+2.149	31.427	23.622	23.049
2	15:51:35.629	1:17.627	+1.678	31.277	23.555	22.795
3	15:53:08.613	1:32.984	+17.035	38.079	31.724	23.181
4	15:54:25.613	1:17.000	+1.051	30.545	23.602	22.853
5	15:55:44.497	1:18.884	+2.935	31.827	23.888	23.169
6	15:57:01.321	1:16.824	+0.875	30.242	23.762	22.820
7	15:58:20.657	1:19.336	+3.387	33.325	23.103	22.908
8	15:59:37.281	1:16.624	+0.675	30.306	23.446	22.872
9	16:00:53.230	1:15.949		30.085	23.302	22.562
10	16:02:09.221	1:15.991	+0.042	29.993	23.326	22.672

Lap	Time of Day	Lap Tm	Diff	S1 Tm	S2 Tm	S3 Tm
(398) Lluís TORT MAS						
1	15:50:25.801	1:24.259	+7.004	34.163	25.478	24.618
2	15:51:44.268	1:18.467	+1.212	30.974	24.351	23.142
3	15:53:02.505	1:18.237	+0.982	31.334	23.646	23.257
4	15:54:21.137	1:18.632	+1.377	30.603	23.817	24.212
5	15:55:38.631	1:17.494	+0.239	30.835	23.392	23.267
6	15:56:55.897	1:17.266	+0.011	30.710	23.678	22.878
7	15:58:13.696	1:17.799	+0.544	30.481	23.644	23.674
8	15:59:31.358	1:17.662	+0.407	30.738	23.798	23.126
9	16:00:48.613	1:17.255		30.464	23.380	23.411
10	16:02:12.214	1:23.601	+6.346	36.517	23.748	23.336

Lap	Time of Day	Lap Tm	Diff	S1 Tm	S2 Tm	S3 Tm
(324) Livia SAMSON						
1	15:50:25.843	1:23.738	+6.758	33.818	25.349	24.571
2	15:51:44.749	1:18.906	+1.926	30.934	24.396	23.576
3	15:53:13.074	1:28.325	+11.345	41.421	23.712	23.192
4	15:54:30.727	1:17.653	+0.673	30.739	23.756	23.158
5	15:55:48.197	1:17.470	+0.490	30.724	23.552	23.194
6	15:57:05.884	1:17.687	+0.707	30.619	23.839	23.229
7	15:58:22.911	1:17.027	+0.047	30.559	23.361	23.107
8	15:59:40.306	1:17.395	+0.415	30.866	23.502	23.027
9	16:01:02.626	1:22.320	+5.340	30.956	24.128	27.236
10	16:02:19.606	1:16.980		30.552	23.508	22.920

Lap	Time of Day	Lap Tm	Diff	S1 Tm	S2 Tm	S3 Tm
(208) Ellie DAX(R)						
1	15:50:29.650	1:28.205	+10.577	33.212	26.168	28.825
2	15:51:48.300	1:18.650	+1.022	31.153	24.223	23.274
3	15:53:06.775	1:18.475	+0.847	31.337	24.112	23.026
4	15:54:25.142	1:18.367	+0.739	31.109	24.175	23.083

IAME Series Benelux Round 4 Genk

X30 Senior

Genk 1,360 Km

Heat 6 B-E

16.08.2024 14:50

Race (10:00 and 1 Laps) started at 15:48:59

Lap	Time of Day	Lap Tm	Diff	S1 Tm	S2 Tm	S3 Tm	Lap	Time of Day	Lap Tm	Diff	S1 Tm	S2 Tm	S3 Tm
(286) Ruby VERLINDEN													
1	15:50:24.315	1:22.462	+5.179	33.285	25.774	23.403							
2	15:51:44.098	1:19.783	+2.500	31.876	24.114	23.793							
3	15:53:04.327	1:20.229	+2.946	32.256	24.375	23.598							
4	15:54:22.284	1:17.957	+0.674	30.687	24.234	23.036							
5	15:55:40.150	1:17.866	+0.583	30.675	23.938	23.253							
6	15:56:58.076	1:17.926	+0.643	30.549	23.784	23.593							
7	15:58:16.087	1:18.011	+0.728	30.801	23.525	23.685							
8	15:59:33.370	1:17.283		30.491	23.630	23.162							
9	16:01:08.710	1:35.340	+18.057	38.584	23.795	32.961							
10	16:02:26.363	1:17.653	+0.370	30.603	24.061	22.989							
(374) Fionn MC LAUGHLIN													
1	15:50:14.833	1:14.849	+0.829	29.753	22.841	22.255							
2	15:51:29.914	1:15.081	+1.061	29.650	23.010	22.421							
3	15:52:45.050	1:15.136	+1.116	29.616	23.062	22.458							
4	15:53:59.478	1:14.428	+0.408	29.354	22.859	22.215							
5	15:55:13.498	1:14.020		29.362	22.634	22.024							
6	15:56:27.950	1:14.452	+0.432	29.349	22.792	22.311							
7	15:57:42.357	1:14.407	+0.387	29.665	22.680	22.062							
8	15:58:58.241	1:15.884	+1.864	30.108	23.382	22.394							

IAME Series Benelux Round 4 Genk

Lapchart

X30 Senior

Genk 1,360 Km

Heat 6 B-E

16.08.2024 14:50

Race (10:00 and 1 Laps) started at 15:48:59

Competitors	Laps											
	0	1	2	3	4	5	6	7	8	9	10	
Alessandro TUDISCA (265)	1	265	374	374	374	374	374	374	374	374	265	265
Marc LO PICCOLO (375)	2	375	265	265	265	265	265	265	265	265	289	289
Fionn MC LAUGHLIN (374)	3	374	289	289	289	289	289	289	289	289	257	257
Roxanne LANTINGA(R) (357)	4	357	375	284	284	284	284	284	284	257	284	284
Otto PYYKÖNEN (289)	5	289	284	294	294	294	257	257	257	284	294	334
Conor GRANT (254)	6	254	294	375	257	257	294	294	294	294	334	280
Georges NASSAR (294)	7	294	357	334	347	334	334	334	334	334	280	294
Thomas VAN VLIET(R) (270)	8	270	347	347	334	280	280	280	280	280	225	367
Mika VOS (284)	9	284	334	357	280	347	275	275	225	225	367	225
Ililiano COUTURE (330)	10	330	261	261	275	275	347	225	275	275	275	275
Thibault GELADE (261)	11	261	280	257	261	225	225	367	367	367	347	347
Yanis BOUILLEZ (214)	12	214	257	280	357	357	367	347	347	347	357	224
Tyron KINARD (266)	13	266	270	275	225	261	357	357	357	357	261	261
Luis ESSER (297)	14	297	275	297	367	367	261	261	261	261	224	357
Joep MULLER (280)	15	280	354	225	297	297	297	285	285	285	285	285
Suleiman ZANFARI (334)	16	334	225	270	330	330	285	224	224	224	330	330
Jack NETTLESHIP (275)	17	275	214	330	270	270	330	297	330	330	297	297
Maximiliano RADECK DA SILVA (347)	18	347	297	354	354	285	224	330	297	297	270	270
Taiyo VLIEGEN(R) (202)	19	202	330	367	214	354	270	270	270	270	258	258
Charly GLUME (354)	20	354	202	214	285	224	354	354	258	258	204	204
Casper NORMANN (341)	21	341	367	258	224	214	258	258	354	204	354	354
Roberto BAAS (285)	22	285	258	202	258	258	214	204	204	354	253	253
Hugo BESSON (257)	23	257	286	285	223	223	223	223	223	223	254	254
Wesley DE GOEIJ (223)	24	223	223	224	202	202	202	253	253	253	223	223
Aaron FERRAZZANO (258)	25	258	287	223	398	204	204	202	214	214	214	214
Ellie DAX(R) (208)	26	208	285	287	287	287	253	214	202	287	287	287
Koen DE ROOIJ (225)	27	225	204	286	204	253	287	287	287	254	202	202
Lluis TORT MAS (398)	28	398	398	398	253	398	398	398	254	202	266	266
Rinse VOS (287)	29	287	324	324	286	286	286	254	398	398	398	341
Emmilio VANOVERBERGHE (204)	30	204	224	204	208	208	254	286	286	266	341	375
Ruby VERLINDEN (286)	31	286	253	253	341	375	208	266	266	286	375	398
Ruben MOYA (367)	32	367	341	208	375	341	266	208	341	341	208	208
Livia SAMSON (324)	33	324	208	341	266	254	341	375	208	375	324	324
Dinand DE VOS (253)	34	253	266	266	254	266	375	341	375	208	286	286
Angelo MELI (224)	35	224	254	254	324	324	324	324	324	324	324	324

IAME Series Benelux Round 4 Genk
X30 Senior
Genk 1,360 Km
Heat 7 C-D
16.08.2024 15:50
Race (10:00 and 1 Laps) started at 16:44:03

Pos	No.	Name	Nat	Chassis	Raceteam	Laps	Total Tm	Diff	Best Tm	km/h	Points	Commer
1	201	Henkie KALTEREN	NLD	Kosmic	Rsd Karting	12	11:19.032		55.526	88,175	0	
2	247	Sem VAN DER HEIJDEN(R)	NLD	Croc Promotio	KCR-Racing	12	11:19.596	0.564	55.318	88,506	2	
3	346	Daan STEENMAN	NLD	Mad Croc	KCR-Racing	12	11:20.753	1.721	55.440	88,312	3	
4	288	Tristan KROONE	NLD	TD Kart	Privateer	12	11:20.789	1.757	55.234	88,641	4	
5	216	Victor LOUIS	BEL	Kosmic	Rsd Karting	12	11:21.041	2.009	55.550	88,137	5	
6	203	Florent DYRDA	LUX	Lando Norris	Eurokarting	12	11:26.216	7.184	55.333	88,482	6	
7	290	Sam BALOTA	BEL	Kosmic	Dream Racing	12	11:26.510	7.478	55.521	88,183	7	
8	339	Lewis MACKIE	GBR	Tony-Kart	EGP Racing Team	12	11:26.665	7.633	55.486	88,238	8	
9	238	Enzo MENENDEZ	FRA	RedSpeed	Renaux Racing Team	12	11:27.027	7.995	55.496	88,223	9	
10	385	Vilmer SVAHN	SWE	Croc Promotio	Croc Promotion	12	11:30.161	11.129	55.386	88,398	10	5 sec
11	244	Patrice KOWALEWSKI(R)	BEL	TD Kart	Delre Racing Team	12	11:30.588	11.556	55.561	88,119	11	
12	372	Andy RATEL	FRA	Pantano	PANTANO RACING TEAM	12	11:30.794	11.762	55.335	88,479	12	
13	267	Rhys NEWBURN	GBR	TB Kart	S8 Racing	12	11:31.566	12.534	55.820	87,710	13	
14	240	Luke TAYLOR	GBR	Lando Norris	Premium Karting	12	11:31.692	12.660	55.652	87,975	14	
15	264	Max STORM	NLD	Kosmic	Fusion Motorsport Benel	12	11:31.819	12.787	55.627	88,015	15	
16	255	Julian KAMEN	NLD	KR	KBK COMPETITION	12	11:33.029	13.997	55.737	87,841	16	
17	273	Kyano WELLENS	BEL	Tony-Kart	EGP Racing Team	12	11:33.349	14.317	55.566	88,111	17	
18	306	Ilyes PRUVOST	FRA	RedSpeed	Renaux Racing Team	12	11:33.397	14.365	55.607	88,046	18	
19	259	Simon LACROIX	BEL	Kosmic	Rsd Karting	12	11:35.734	16.702	55.631	88,008	19	5 sec
20	356	Leonardo LONGONI	ITA	TB Kart	Tb Kart	12	11:36.285	17.253	56.137	87,215	20	
21	340	Thibeu WIJERS	NLD	CRG	DFK	12	11:38.628	19.596	55.946	87,513	21	5 sec
22	307	Andrea PIROVANO	ITA	TB Kart	TBKART	12	11:38.671	19.639	56.025	87,390	22	
23	318	Marius BARRY-BERG	NOR	KR	Vdk	12	11:41.186	22.154	55.641	87,993	23	
24	293	Dennis BOUMAN	NLD	Exprit	wjs racing	12	11:42.148	23.116	55.621	88,024	24	5 sec
25	274	Miguel SILVA	PRT	Pantano	PANTANO RACING TEAM	12	11:44.291	25.259	55.856	87,654	25	5 sec
26	219	Ollie MEURS	NLD	Falcon	Falcon racing team	12	11:44.874	25.842	56.520	86,624	26	
27	271	Carina KRONING	DEU	Tony-Kart	Santamaria Performance	12	11:47.187	28.155	56.343	86,896	27	
28	231	Gaëtan DEBRABANDERE	BEL	RedSpeed	CG Racing	12	11:49.703	30.671	55.827	87,700	28	5 sec
29	303	Christopher BINGHAM	GBR	Gillard	S8 Racing	12	11:49.841	30.809	56.151	87,193	29	5 sec
30	262	Roan VAN DE KERKHOF	NLD	Formula K	Scuderia 24/7	12	11:50.343	31.311	56.533	86,604	30	5 sec
31	377	Torben GROEHNDAHL	DEU	KR	CV Performance Group	12	11:50.354	31.322	56.527	86,613	31	5 sec
32	384	Victor AEGERTER	FRA	Croc Promotio	Croc Promotion	12	12:15.376	56.344	56.532	86,606	32	5 sec
33	215	Esteban WALGRAEVE	BEL	Kosmic	Rsd Karting	6	6:02.496	6 Laps	56.995	85,902	33	
34	217	Tess VERSCHOOR	NLD	Croc Promotio	KCR-Racing	2	2:13.823	10 Laps	59.168	82,747	34	5 sec

Not classified

DNS	212	Delano WELLENS	BEL	Gillard	KCR-Racing			DNS	-		37
DNS	320	Emma WEINREICH	DNK	Kosmic	Ravet Racing Team			DNS	-		37

Announcements

These results are provisional until the conclusion of any judicial and technical matters!

#259 + 385 pushing / 5 sec time penalty

#293,274,340,231,303,262,384,217,377 front fairing / 5 sec TP

Margin of Victory	Ø km/h	Best Lap Tm	km/h	Best Lap by
0.564	86,523	55.234	88,641	288 - Tristan KROONE

Official Timing www.mwraceconsulting.com
Orbits

Timekeeping Meik Wagner:



Clerk of the course Thomas Lainer:

www.mylaps.com

Steward (Chairman) Wim Cools:

Chief Scrutineer Liam van de Wouwer:

 Licensed to: **MW Racec Consulting**
Printed: 16.08.2024 19:22:09

posted at:

h

IAME Series Benelux Round 4 Genk

X30 Senior

Genk 1,360 Km

Heat 7 C-D

16.08.2024 15:50

Race (10:00 and 1 Laps) started at 16:44:03

Lap	Time of Day	Lap Tm	Diff	S1 Tm	S2 Tm	S3 Tm	Lap	Time of Day	Lap Tm	Diff	S1 Tm	S2 Tm	S3 Tm
(201) Henkie KALTEREN							(203) Florent DYRDA						
1	16:45:04.591	1:01.013	+5.487	25.602	17.891	17.520	1	16:45:07.899	1:03.929	+8.596	26.884	18.741	18.304
2	16:46:02.522	57.931	+2.405	23.253	17.150	17.528	2	16:46:08.232	1:00.333	+5.000	24.795	18.075	17.463
3	16:46:59.365	56.843	+1.317	22.889	16.921	17.033	3	16:47:05.931	57.699	+2.366	23.374	17.096	17.229
4	16:47:55.791	56.426	+0.900	22.666	16.792	16.968	4	16:48:02.209	56.278	+0.945	22.594	16.687	16.997
5	16:48:52.012	56.221	+0.695	22.588	16.723	16.910	5	16:48:58.691	56.482	+1.149	23.073	16.685	16.724
6	16:49:48.176	56.164	+0.638	22.590	16.748	16.826	6	16:49:55.858	57.167	+1.834	23.272	17.068	16.827
7	16:50:44.128	55.952	+0.426	22.462	16.648	16.842	7	16:50:51.535	55.677	+0.344	22.405	16.627	16.645
8	16:51:39.951	55.823	+0.297	22.362	16.597	16.864	8	16:51:47.161	55.626	+0.293	22.458	16.493	16.675
9	16:52:35.653	55.702	+0.176	22.421	16.561	16.720	9	16:52:43.047	55.886	+0.553	22.511	16.696	16.679
10	16:53:31.179	55.526		22.285	16.533	16.708	10	16:53:38.380	55.333		22.191	16.486	16.656
11	16:54:26.852	55.673	+0.147	22.354	16.549	16.770	11	16:54:33.933	55.553	+0.220	22.242	16.611	16.700
12	16:55:22.387	55.535	+0.009	22.330	16.508	16.697	12	16:55:29.571	55.638	+0.305	22.366	16.493	16.779
(247) Sem VAN DER HEIJDEN(R)							(290) Sam BALOTA						
1	16:45:05.250	1:01.730	+6.412	25.890	18.229	17.611	1	16:45:07.816	1:03.755	+8.234	26.970	18.733	18.052
2	16:46:03.565	58.315	+2.997	23.348	17.705	17.262	2	16:46:07.193	59.377	+3.856	24.316	17.315	17.746
3	16:47:00.301	56.736	+1.418	22.875	16.946	16.915	3	16:47:04.118	56.925	+1.404	22.954	16.971	17.000
4	16:47:56.581	56.280	+0.962	22.615	16.739	16.926	4	16:48:00.570	56.452	+0.931	22.766	16.817	16.869
5	16:48:52.689	56.108	+0.790	22.398	16.681	17.029	5	16:48:57.714	57.144	+1.623	22.633	17.435	17.076
6	16:49:49.350	56.661	+1.343	22.863	17.055	16.743	6	16:49:54.476	56.762	+1.241	22.903	16.888	16.971
7	16:50:45.132	55.782	+0.464	22.408	16.627	16.747	7	16:50:51.256	56.780	+1.259	23.290	16.645	16.845
8	16:51:40.879	55.747	+0.429	22.518	16.504	16.725	8	16:51:46.920	55.664	+0.143	22.320	16.598	16.746
9	16:52:36.274	55.395	+0.077	22.254	16.487	16.654	9	16:52:42.628	55.708	+0.187	22.524	16.491	16.693
10	16:53:31.592	55.318		22.203	16.478	16.637	10	16:53:38.149	55.521		22.312	16.504	16.705
11	16:54:27.595	56.003	+0.685	22.469	16.900	16.634	11	16:54:34.205	56.056	+0.535	22.398	16.937	16.721
12	16:55:22.951	55.356	+0.038	22.210	16.514	16.632	12	16:55:29.865	55.660	+0.139	22.278	16.594	16.788
(346) Daan STEENMAN							(339) Lewis MACKIE						
1	16:45:05.536	1:01.819	+6.379	26.113	17.980	17.726	1	16:45:07.225	1:03.309	+7.823	26.725	18.518	18.066
2	16:46:03.478	57.942	+2.502	23.155	17.505	17.282	2	16:46:05.909	58.684	+3.198	24.064	17.385	17.235
3	16:47:00.116	56.638	+1.198	22.759	16.849	17.030	3	16:47:03.353	57.444	+1.958	23.360	17.010	17.074
4	16:47:56.647	56.531	+1.091	22.595	16.759	17.177	4	16:47:59.889	56.536	+1.050	22.839	16.752	16.945
5	16:48:52.815	56.168	+0.728	22.583	16.667	16.918	5	16:48:57.241	57.352	+1.866	23.070	17.197	17.085
6	16:49:49.150	56.335	+0.895	22.690	16.746	16.899	6	16:49:54.638	57.397	+1.911	22.617	17.447	17.333
7	16:50:44.946	55.796	+0.356	22.389	16.550	16.857	7	16:50:51.318	56.680	+1.194	22.898	16.792	16.990
8	16:51:41.177	56.231	+0.791	22.817	16.598	16.816	8	16:51:47.647	56.329	+0.843	22.785	16.693	16.851
9	16:52:36.702	55.525	+0.085	22.323	16.456	16.746	9	16:52:43.249	55.602	+0.116	22.350	16.575	16.677
10	16:53:32.142	55.440		22.268	16.431	16.741	10	16:53:38.735	55.486		22.325	16.477	16.684
11	16:54:28.516	56.374	+0.934	22.258	16.958	17.158	11	16:54:34.399	55.664	+0.178	22.261	16.701	16.702
12	16:55:24.108	55.592	+0.152	22.315	16.445	16.832	12	16:55:30.020	55.621	+0.135	22.306	16.517	16.798
(288) Tristan KROONE							(238) Enzo MENENDEZ						
1	16:45:04.124	1:00.688	+5.454	25.381	17.819	17.488	1	16:45:06.849	1:03.208	+7.712	26.429	18.050	18.729
2	16:46:01.947	57.823	+2.589	23.294	17.333	17.196	2	16:46:08.377	1:01.528	+6.032	25.743	18.049	17.736
3	16:46:58.984	57.037	+1.803	22.992	17.002	17.043	3	16:47:06.026	57.649	+2.153	23.090	17.149	17.410
4	16:47:55.576	56.592	+1.358	22.785	16.843	16.964	4	16:48:02.859	56.833	+1.337	22.857	16.994	16.982
5	16:48:52.487	56.911	+1.677	22.867	16.908	17.136	5	16:48:59.449	56.590	+1.094	22.710	16.919	16.961
6	16:49:50.259	57.772	+2.538	23.182	17.541	17.049	6	16:49:56.114	56.665	+1.169	22.665	17.124	16.876
7	16:50:46.046	55.787	+0.553	22.469	16.543	16.775	7	16:50:52.525	56.411	+0.915	22.876	16.741	16.794
8	16:51:41.835	55.789	+0.555	22.361	16.590	16.838	8	16:51:48.257	55.732	+0.236	22.400	16.590	16.742
9	16:52:37.208	55.373	+0.139	22.144	16.508	16.721	9	16:52:43.827	55.570	+0.074	22.309	16.547	16.714
10	16:53:32.442	55.234		22.148	16.472	16.614	10	16:53:39.323	55.496		22.280	16.557	16.659
11	16:54:28.329	55.887	+0.653	22.085	16.954	16.848	11	16:54:34.880	55.557	+0.061	22.303	16.564	16.690
12	16:55:24.144	55.815	+0.581	22.235	16.504	17.076	12	16:55:30.382	55.502	+0.006	22.290	16.511	16.701
(216) Victor LOUIS							(385) Vilmer SVAHN						
1	16:45:04.968	1:01.613	+6.063	25.746	18.210	17.657	1	16:45:07.289	1:03.476	+8.090	25.846	18.083	19.547
2	16:46:02.872	57.904	+2.354	23.419	17.328	17.157	2	16:46:06.859	59.570	+4.184	24.573	17.321	17.676
3	16:46:59.710	56.838	+1.288	22.891	16.931	17.016	3	16:47:03.872	57.013	+1.627	22.964	17.000	17.049
4	16:47:55.981	56.271	+0.721	22.630	16.785	16.856	4	16:48:00.209	56.337	+0.951	22.710	16.733	16.894
5	16:48:52.425	56.444	+0.894	22.602	16.884	16.958							
6	16:49:48.385	55.960	+0.410	22.402	16.692	16.866							
7	16:50:44.364	55.979	+0.429	22.512	16.651	16.816							
8	16:51:40.078	55.714	+0.164	22.363	16.594	16.757							

Timekeeping Meik Wagner:

Clerk of the course Thomas Lainer:

Steward (Chairman) Wim Cools:

Chief Scrutineer Liam van de Wouwer:

Licensed to: MW Race Consulting

www.mylaps.com

Printed: 16.08.2024 19:22:48

posted at: h

IAME Series Benelux Round 4 Genk

X30 Senior

Genk 1,360 Km

Heat 7 C-D

16.08.2024 15:50

Race (10:00 and 1 Laps) started at 16:44:03

Lap	Time of Day	Lap Tm	Diff	S1 Tm	S2 Tm	S3 Tm
5	16:48:57.701	57.492	+2.106	22.648	17.384	17.460
6	16:49:54.539	56.838	+1.452	23.244	16.701	16.893
7	16:50:50.444	55.905	+0.519	22.539	16.589	16.777
8	16:51:46.139	55.695	+0.309	22.426	16.511	16.758
9	16:52:41.557	55.418	+0.032	22.292	16.422	16.704
10	16:53:36.943	55.386		22.222	16.450	16.714
11	16:54:32.412	55.469	+0.083	22.296	16.450	16.723
12	16:55:28.516	56.104	+0.718	22.330	16.592	17.182

(244) Patrice KOWALEWSKI(R)

1	16:45:07.552	1:04.059	+8.498	27.056	18.880	18.123
2	16:46:10.251	1:02.699	+7.138	25.533	18.773	18.393
3	16:47:08.602	58.351	+2.790	23.546	17.688	17.117
4	16:48:04.999	56.397	+0.836	22.840	16.683	16.874
5	16:49:00.959	55.960	+0.399	22.526	16.625	16.809
6	16:49:58.058	57.099	+1.538	22.392	17.143	17.564
7	16:50:54.222	56.164	+0.603	22.596	16.794	16.774
8	16:51:49.853	55.631	+0.070	22.333	16.588	16.710
9	16:52:45.414	55.561		22.197	16.458	16.906
10	16:53:42.387	56.973	+1.412	22.951	17.128	16.894
11	16:54:38.299	55.912	+0.351	22.635	16.525	16.752
12	16:55:33.943	55.644	+0.083	22.299	16.489	16.856

(372) Andy RATEL

1	16:45:09.898	1:04.573	+9.238	27.589	19.155	17.829
2	16:46:10.337	1:00.439	+5.104	23.917	18.498	18.024
3	16:47:08.465	58.128	+2.793	23.540	17.454	17.134
4	16:48:04.679	56.214	+0.879	22.617	16.706	16.891
5	16:49:00.486	55.807	+0.472	22.444	16.562	16.801
6	16:49:57.933	57.447	+2.112	22.425	17.401	17.621
7	16:50:53.984	56.051	+0.716	22.560	16.732	16.759
8	16:51:50.202	56.218	+0.883	22.705	16.655	16.858
9	16:52:45.537	55.335		22.219	16.461	16.655
10	16:53:41.894	56.357	+1.022	22.575	16.894	16.888
11	16:54:37.439	55.545	+0.210	22.367	16.491	16.687
12	16:55:34.149	56.710	+1.375	22.637	16.600	17.473

(267) Rhys NEWBURN

1	16:45:08.472	1:04.119	+8.299	27.221	18.689	18.209
2	16:46:08.935	1:00.463	+4.643	24.370	18.265	17.828
3	16:47:06.253	57.318	+1.498	23.137	17.073	17.108
4	16:48:03.230	56.977	+1.157	22.785	17.115	17.077
5	16:48:59.688	56.458	+0.638	22.521	16.923	17.014
6	16:49:56.992	57.304	+1.484	22.623	17.696	16.985
7	16:50:53.112	56.120	+0.300	22.513	16.749	16.858
8	16:51:48.932	55.820		22.537	16.509	16.774
9	16:52:45.422	56.490	+0.670	22.382	16.940	17.168
10	16:53:42.561	57.139	+1.319	22.780	17.022	17.337
11	16:54:38.734	56.173	+0.353	22.841	16.604	16.728
12	16:55:34.921	56.187	+0.367	22.386	16.755	17.046

(240) Luke TAYLOR

1	16:45:08.733	1:04.149	+8.497	27.402	18.352	18.395
2	16:46:09.307	1:00.574	+4.922	24.392	18.485	17.697
3	16:47:06.614	57.307	+1.655	23.127	17.097	17.083
4	16:48:03.381	56.767	+1.115	22.701	16.935	17.131
5	16:48:59.832	56.451	+0.799	22.686	16.836	16.929
6	16:49:57.308	57.476	+1.824	22.757	17.581	17.138
7	16:50:53.293	55.985	+0.333	22.503	16.677	16.805
8	16:51:49.270	55.977	+0.325	22.781	16.442	16.754
9	16:52:44.922	55.652		22.275	16.617	16.760
10	16:53:42.183	57.261	+1.609	22.430	17.595	17.236
11	16:54:38.590	56.407	+0.505	23.093	16.572	16.742
12	16:55:35.047	56.457	+0.805	22.434	16.749	17.274

(264) Max STORM

Lap	Time of Day	Lap Tm	Diff	S1 Tm	S2 Tm	S3 Tm
1	16:45:07.151	1:03.130	+7.503	26.477	18.255	18.398
2	16:46:07.355	1:00.204	+4.577	23.951	17.434	18.819
3	16:47:05.365	58.010	+2.383	23.588	17.088	17.334
4	16:48:02.128	56.763	+1.136	22.716	16.852	17.195
5	16:48:59.382	57.254	+1.627	23.309	16.890	17.055
6	16:49:57.466	58.084	+2.457	23.028	17.872	17.184
7	16:50:53.459	55.993	+0.366	22.517	16.697	16.779
8	16:51:50.563	57.104	+1.477	22.731	17.076	17.297
9	16:52:46.961	56.398	+0.771	22.701	16.807	16.890
10	16:53:43.276	56.315	+0.688	22.480	16.649	17.186
11	16:54:39.547	56.271	+0.644	22.788	16.639	16.844
12	16:55:35.174	55.627		22.375	16.539	16.713

(255) Julian KAMEN

1	16:45:07.942	1:03.568	+7.831	26.844	18.909	17.815
2	16:46:07.259	59.317	+3.580	24.473	17.341	17.503
3	16:47:04.450	57.191	+1.454	23.120	16.990	17.081
4	16:48:01.501	57.051	+1.314	22.753	16.911	17.387
5	16:48:58.159	56.658	+0.921	22.877	16.848	16.933
6	16:49:55.766	57.607	+1.870	23.561	17.048	16.998
7	16:50:52.722	56.956	+1.219	23.305	16.809	16.842
8	16:51:48.481	55.759	+0.022	22.410	16.585	16.764
9	16:52:44.218	55.737		22.390	16.564	16.783
10	16:53:43.216	58.998	+3.261	22.949	18.759	17.290
11	16:54:39.968	56.752	+1.015	22.890	16.869	16.993
12	16:55:36.384	56.416	+0.679	22.589	16.988	16.839

(273) Kyano WELLENS

1	16:45:09.460	1:05.236	+9.670	27.864	19.170	18.202
2	16:46:10.570	1:01.110	+5.544	24.192	18.566	18.352
3	16:47:09.890	59.320	+3.754	24.172	17.671	17.477
4	16:48:08.030	58.140	+2.574	23.472	17.246	17.422
5	16:49:04.309	56.279	+0.713	22.739	16.750	16.790
6	16:50:00.534	56.225	+0.659	22.725	16.685	16.815
7	16:50:56.637	56.103	+0.537	22.648	16.657	16.798
8	16:51:52.377	55.740	+0.174	22.437	16.486	16.817
9	16:52:48.022	55.645	+0.079	22.359	16.504	16.782
10	16:53:43.588	55.566		22.324	16.521	16.721
11	16:54:39.896	56.308	+0.742	23.021	16.570	16.717
12	16:55:36.704	56.808	+1.242	22.753	17.120	16.935

(306) Ilyes PRUVOST

1	16:45:10.287	1:05.836	+10.229	28.135	18.950	18.751
2	16:46:11.346	1:01.059	+5.452	24.581	18.540	17.938
3	16:47:10.847	59.501	+3.894	23.769	17.665	18.067
4	16:48:08.159	57.312	+1.705	23.268	17.012	17.032
5	16:49:04.937	56.778	+1.171	23.124	16.816	16.838
6	16:50:01.075	56.138	+0.531	22.554	16.771	16.813
7	16:50:57.123	56.048	+0.441	22.565	16.717	16.766
8	16:51:52.863	55.740	+0.133	22.402	16.598	16.740
9	16:52:48.470	55.607		22.360	16.543	16.704
10	16:53:44.099	55.629	+0.022	22.400	16.527	16.702
11	16:54:40.670	56.571	+0.964	22.742	17.070	16.759
12	16:55:36.752	56.082	+0.475	22.312	16.867	16.903

(259) Simon LACROIX

1	16:45:06.951	1:03.090	+7.459	26.484	17.997	18.609
2	16:46:06.559	59.608	+3.977	23.796	17.557	18.255
3	16:47:03.687	57.128	+1.497	23.101	16.989	17.038
4	16:48:00.419	56.732	+1.101	23.055	16.792	16.885
5	16:48:57.642	57.223	+1.592	22.692	17.405	17.126
6	16:49:56.658	59.016	+3.385	24.281	17.792	16.943
7	16:50:52.888	56.230	+0.599	22.613	16.783	16.834
8	16:51:48.666	55.778	+0.147	22.471	16.504	16.803
9	16:52:44.415	55.749	+0.118	22.467	16.519	16.763
10	16:53:41.511	57.096	+1.465	22.873	17.415	16.808

IAME Series Benelux Round 4 Genk**X30 Senior****Genk 1,360 Km****Heat 7 C-D****16.08.2024 15:50****Race (10:00 and 1 Laps) started at 16:44:03**

Lap	Time of Day	Lap Tm	Diff	S1 Tm	S2 Tm	S3 Tm	Lap	Time of Day	Lap Tm	Diff	S1 Tm	S2 Tm	S3 Tm
11	16:54:37.142	55.631		22.356	16.523	16.752	7	16:50:59.898	56.020	+0.399	22.586	16.620	16.814
12	16:55:34.089	56.947	+1.316	22.778	16.645	17.524	8	16:51:55.519	55.621		22.348	16.547	16.726
(356) Leonardo LONGONI							9	16:52:52.426	56.907	+1.286	22.598	17.156	17.153
1	16:45:10.565	1:05.939	+9.802	28.638	19.287	18.014	10	16:53:48.399	55.973	+0.352	22.605	16.539	16.829
2	16:46:10.512	59.947	+3.810	23.619	18.229	18.099	11	16:54:44.128	55.729	+0.108	22.435	16.551	16.743
3	16:47:09.372	58.860	+2.723	23.871	17.617	17.372	12	16:55:40.503	56.375	+0.754	22.466	16.679	17.230
4	16:48:07.221	57.849	+1.712	23.478	17.206	17.165	(274) Miguel SILVA						
5	16:49:04.034	56.813	+0.676	22.905	16.899	17.009	1	16:45:10.141	1:04.980	+9.124	27.575	19.011	18.394
6	16:50:00.990	56.956	+0.819	23.192	16.759	17.005	2	16:46:11.094	1:00.953	+5.097	23.981	18.940	18.032
7	16:50:58.227	57.237	+1.100	22.847	17.234	17.156	3	16:47:11.003	59.909	+4.053	23.822	17.631	18.456
8	16:51:54.575	56.348	+0.211	22.695	16.671	16.982	4	16:48:09.029	58.026	+2.170	23.587	17.208	17.231
9	16:52:50.849	56.274	+0.137	22.714	16.638	16.922	5	16:49:07.420	58.391	+2.535	22.989	17.479	17.923
10	16:53:47.166	56.317	+0.180	22.604	16.709	17.004	6	16:50:04.935	57.515	+1.659	23.287	16.924	17.304
11	16:54:43.303	56.137		22.591	16.642	16.904	7	16:51:01.947	57.012	+1.156	23.236	16.921	16.855
12	16:55:39.640	56.337	+0.200	22.666	16.678	16.993	8	16:51:58.406	56.459	+0.603	22.779	16.820	16.860
(340) Thibaud WIJERS							9	16:52:54.350	55.944	+0.088	22.486	16.699	16.759
1	16:45:08.900	1:04.250	+8.304	27.455	18.413	18.382	10	16:53:50.636	56.286	+0.430	22.713	16.706	16.867
2	16:46:09.080	1:00.180	+4.234	24.043	18.242	17.895	11	16:54:46.492	55.856		22.486	16.615	16.755
3	16:47:07.012	57.932	+1.986	23.148	17.538	17.246	12	16:55:42.646	56.154	+0.298	22.495	16.671	16.988
4	16:48:03.737	56.725	+0.779	22.836	16.927	16.962	(219) Ollie MEURS						
5	16:49:00.715	56.978	+1.032	22.647	16.923	17.408	1	16:45:11.425	1:05.961	+9.441	28.371	19.243	18.347
6	16:49:58.176	57.461	+1.515	23.056	16.861	17.544	2	16:46:11.698	1:00.273	+3.753	23.961	18.115	18.197
7	16:50:54.530	56.354	+0.408	22.704	16.824	16.826	3	16:47:10.754	59.056	+2.536	23.559	17.661	17.836
8	16:51:50.623	56.093	+0.147	22.462	16.613	17.018	4	16:48:08.385	57.631	+1.111	23.477	17.087	17.067
9	16:52:47.404	56.781	+0.835	23.015	16.826	16.940	5	16:49:07.274	58.889	+2.369	23.257	17.757	17.875
10	16:53:43.712	56.308	+0.362	22.557	16.692	17.059	6	16:50:05.783	58.509	+1.989	24.021	17.337	17.151
11	16:54:41.037	57.325	+1.379	23.103	17.368	16.854	7	16:51:03.127	57.344	+0.824	22.732	17.149	17.463
12	16:55:36.983	55.946		22.467	16.691	16.788	8	16:51:59.944	56.817	+0.297	22.711	17.007	17.099
(307) Andrea PIROVANO							9	16:52:56.560	56.616	+0.096	22.701	16.891	17.024
1	16:45:13.355	1:08.864	+12.839	33.389	17.534	17.941	10	16:53:53.080	56.520		22.663	16.888	16.969
2	16:46:11.928	58.573	+2.548	23.216	17.372	17.985	11	16:54:49.993	56.913	+0.393	22.852	16.909	17.152
3	16:47:10.870	58.942	+2.917	23.638	17.460	17.844	12	16:55:48.229	58.236	+1.716	23.030	17.285	17.921
4	16:48:09.905	59.035	+3.010	24.284	17.175	17.576	(271) Carina KRONING						
5	16:49:07.579	57.674	+1.649	23.242	16.681	17.751	1	16:45:12.033	1:06.968	+10.625	29.360	19.146	18.462
6	16:50:04.949	57.370	+1.345	23.256	16.901	17.213	2	16:46:12.513	1:00.480	+4.137	24.036	17.767	18.677
7	16:51:01.381	56.432	+0.407	22.880	16.644	16.908	3	16:47:12.577	1:00.064	+3.721	24.028	18.254	17.782
8	16:51:57.655	56.274	+0.249	22.765	16.578	16.931	4	16:48:12.613	1:00.036	+3.693	24.652	17.786	17.598
9	16:52:53.721	56.066	+0.041	22.593	16.606	16.867	5	16:49:12.249	59.636	+3.293	23.808	18.085	17.743
10	16:53:49.746	56.025		22.598	16.514	16.913	6	16:50:10.287	58.038	+1.695	23.547	17.140	17.351
11	16:54:45.825	56.079	+0.054	22.537	16.556	16.986	7	16:51:07.540	57.253	+0.910	23.186	16.983	17.084
12	16:55:42.026	56.201	+0.176	22.614	16.545	17.042	8	16:52:04.425	56.885	+0.542	22.900	16.871	17.114
(318) Marius BARRY-BERG							9	16:53:01.213	56.788	+0.445	22.652	17.020	17.116
1	16:45:09.843	1:04.949	+9.308	27.943	18.984	18.022	10	16:53:57.651	56.438	+0.095	22.631	16.773	17.034
2	16:46:11.332	1:01.489	+5.848	23.960	19.093	18.436	11	16:54:53.994	56.343		22.576	16.811	16.956
3	16:47:10.930	59.598	+3.957	24.376	17.536	17.686	12	16:55:50.542	56.548	+0.205	22.577	16.846	17.125
4	16:48:08.963	58.033	+2.392	23.717	17.353	16.963	(231) Gaëtan DEBRABANDERE						
5	16:49:07.206	58.243	+2.602	22.853	17.562	17.828	1	16:45:10.869	1:06.733	+10.906	29.683	19.030	18.020
6	16:50:03.680	56.474	+0.833	22.641	16.826	17.007	2	16:46:11.122	1:00.253	+4.426	23.617	18.713	17.923
7	16:50:59.634	55.954	+0.313	22.494	16.627	16.833	3	16:47:09.634	58.512	+2.685	23.491	17.707	17.314
8	16:51:55.275	55.641		22.305	16.499	16.837	4	16:48:16.563	1:06.929	+11.102	23.284	25.896	17.749
9	16:52:52.482	57.207	+1.566	22.700	17.465	17.042	5	16:49:13.827	57.264	+1.437	23.125	17.110	17.029
10	16:53:48.486	56.004	+0.363	22.684	16.562	16.758	6	16:50:10.335	56.508	+0.681	22.806	16.794	16.908
11	16:54:44.301	55.815	+0.174	22.473	16.562	16.780	7	16:51:06.360	56.025	+0.198	22.546	16.656	16.823
12	16:55:44.541	1:00.240	+4.599	22.424	16.619	21.197	8	16:52:02.187	55.827		22.462	16.609	16.756
(293) Dennis BOUMAN							9	16:52:58.162	55.975	+0.148	22.493	16.660	16.822
1	16:45:09.033	1:04.300	+8.679	27.625	18.509	18.166	10	16:53:54.023	55.861	+0.034	22.489	16.602	16.770
2	16:46:10.465	1:01.432	+5.811	24.190	18.832	18.410	11	16:54:50.198	56.175	+0.348	22.343	16.770	17.062
3	16:47:09.450	58.985	+3.364	23.720	17.949	17.316	12	16:55:48.058	57.860	+2.033	22.959	17.286	17.615
4	16:48:08.088	58.638	+3.017	23.656	17.410	17.572	(303) Christopher BINGHAM						
5	16:49:06.829	58.741	+3.120	23.757	17.426	17.558	1	16:45:11.345	1:06.533	+10.382	28.782	19.148	18.603
6	16:50:03.878	57.049	+1.428	22.765	17.164	17.120	2	16:46:11.784	1:00.439	+4.288	23.624	18.379	18.436

IAME Series Benelux Round 4 Genk

X30 Senior

Genk 1,360 Km

Heat 7 C-D

16.08.2024 15:50

Race (10:00 and 1 Laps) started at 16:44:03

Lap	Time of Day	Lap Tm	Diff	S1 Tm	S2 Tm	S3 Tm	Lap	Time of Day	Lap Tm	Diff	S1 Tm	S2 Tm	S3 Tm
3	16:47:11.021	59.237	+3.086	24.174	17.546	17.517							
4	16:48:09.987	58.966	+2.815	24.088	17.132	17.746							
5	16:49:07.738	57.751	+1.600	23.789	16.903	17.059							
6	16:50:06.169	58.431	+2.280	23.477	17.838	17.116							
7	16:51:03.523	57.354	+1.203	22.910	16.997	17.447							
8	16:52:00.422	56.899	+0.748	22.871	17.142	16.886							
9	16:52:57.372	56.950	+0.799	22.787	17.190	16.973							
10	16:53:53.523	56.151		22.660	16.668	16.823							
11	16:54:50.322	56.799	+0.648	22.579	16.990	17.230							
12	16:55:48.196	57.874	+1.723	22.904	17.305	17.665							

(262) Roan VAN DE KERKHOF

1	16:45:11.296	1:06.313	+9.780	27.669	19.807	18.837
2	16:46:11.754	1:00.458	+3.925	24.575	17.827	18.056
3	16:47:12.435	1:00.681	+4.148	24.760	18.167	17.754
4	16:48:10.925	58.490	+1.957	24.034	17.156	17.300
5	16:49:08.071	57.146	+0.613	23.165	16.983	16.998
6	16:50:05.287	57.216	+0.683	23.148	17.066	17.002
7	16:51:03.327	58.040	+1.507	23.145	17.314	17.581
8	16:52:00.263	56.936	+0.403	22.956	17.045	16.935
9	16:52:58.229	57.966	+1.433	22.980	17.784	17.202
10	16:53:55.397	57.168	+0.635	23.224	16.794	17.150
11	16:54:52.165	56.768	+0.235	22.983	16.784	17.001
12	16:55:48.698	56.533		22.678	16.850	17.005

(377) Torben GROEHND AHL

1	16:45:09.034	1:04.497	+7.970	27.685	18.416	18.396
2	16:46:10.013	1:00.979	+4.452	24.263	18.672	18.044
3	16:47:08.997	58.984	+2.457	24.020	17.569	17.395
4	16:48:06.350	57.353	+0.826	23.103	16.928	17.322
5	16:49:03.264	56.914	+0.387	22.907	16.818	17.189
6	16:50:00.259	56.995	+0.468	22.872	16.842	17.281
7	16:50:58.342	58.083	+1.556	23.503	17.240	17.340
8	16:51:55.104	56.762	+0.235	22.998	16.659	17.105
9	16:52:52.735	57.631	+1.104	22.822	17.222	17.587
10	16:53:49.262	56.527		22.781	16.659	17.087
11	16:54:45.945	56.683	+0.156	22.774	16.670	17.239
12	16:55:48.709	1:02.764	+6.237	22.813	16.673	23.278

(384) Victor AEGERTER

1	16:45:13.808	1:08.603	+12.071	31.500	18.640	18.463
2	16:46:12.633	58.825	+2.293	23.798	17.459	17.568
3	16:47:12.669	1:00.036	+3.504	23.956	18.359	17.721
4	16:48:11.081	58.412	+1.880	23.946	17.201	17.265
5	16:49:34.056	1:22.975	+26.443	47.893	17.682	17.400
6	16:50:31.896	57.840	+1.308	23.211	17.308	17.321
7	16:51:29.439	57.543	+1.011	23.299	16.893	17.351
8	16:52:26.498	57.059	+0.527	23.140	16.844	17.075
9	16:53:23.343	56.845	+0.313	22.808	16.865	17.172
10	16:54:20.321	56.978	+0.446	22.937	16.914	17.127
11	16:55:16.853	56.532		22.753	16.759	17.020
12	16:56:13.731	56.878	+0.346	23.014	16.794	17.070

(215) Esteban WALGRAEVE

1	16:45:13.456	1:09.301	+12.306	33.016	18.127	18.158
2	16:46:12.563	59.107	+2.112	23.555	17.643	17.909
3	16:47:12.775	1:00.212	+3.217	24.150	18.500	17.562
4	16:48:11.227	58.452	+1.457	24.141	17.009	17.302
5	16:49:08.222	56.995		23.179	16.860	16.956
6	16:50:05.851	57.629	+0.634	23.154	17.504	16.971

(217) Tess VERSCHOOR

1	16:45:13.010	1:08.306	+9.138	31.577	18.653	18.076
2	16:46:12.178	59.168		23.730	17.645	17.793

IAME Series Benelux Round 4 Genk

Lapchart

X30 Senior

Genk 1,360 Km

Heat 7 C-D

16.08.2024 15:50

Race (10:00 and 1 Laps) started at 16:44:03

Competitors	Laps	Laps												
		0	1	2	3	4	5	6	7	8	9	10	11	12
Victor LOUIS (216)	1	216	288	288	288	288	201	201	201	201	201	201	201	201
Tristan KROONE (288)	2	288	201	201	201	201	216	216	216	216	216	247	247	
Patrice KOWALEWSKI(R) (244)	3	244	216	216	216	216	288	346	346	247	247	247	216	346
Sem VAN DER HEIJDEN(R) (247)	4	247	247	346	346	247	247	247	247	346	346	346	288	288
Henkie KALTEREN (201)	5	201	346	247	247	346	346	288	288	288	288	288	346	216
Enzo MENENDEZ (238)	6	238	238	339	339	339	339	290	385	385	385	385	385	385
Daan STEENMAN (346)	7	346	259	259	259	385	259	385	290	290	290	290	203	203
Vilmer SVAHN (385)	8	385	264	385	385	259	385	339	339	203	203	203	290	290
Simon LACROIX (259)	9	259	339	290	290	290	290	255	203	339	339	339	339	339
Lewis MACKIE (339)	10	339	385	255	255	255	255	203	238	238	238	238	238	238
Florent DYRDA (203)	11	203	244	264	264	264	203	238	255	255	255	259	259	244
Max STORM (264)	12	264	290	203	203	203	264	259	259	259	259	372	372	259
Sam BALOTA (290)	13	290	203	238	238	238	238	267	267	267	240	240	244	372
Gaëtan DEBRABANDERE (231)	14	231	255	267	267	267	267	240	240	240	244	244	240	267
Esteban WALGRAEVE (215)	15	215	267	340	240	240	240	264	264	244	267	267	267	240
Kyano WELLENS (273)	16	273	240	240	340	340	372	372	372	372	372	255	264	264
Rhys NEWBURN (267)	17	267	340	377	372	372	340	244	244	264	264	264	273	255
Julian KAMEN (255)	18	255	293	244	244	244	244	340	340	340	340	273	255	273
Ilyes PRUVOST (306)	19	306	377	372	377	377	377	377	273	273	273	340	306	306
Andrea PIROVANO (307)	20	307	273	293	356	356	356	273	306	306	306	306	340	340
Torben GROEHND AHL (377)	21	377	318	356	293	273	273	356	356	356	356	356	356	356
Luke TAYLOR (240)	22	240	372	273	231	293	306	306	377	377	293	293	293	293
Leonardo LONGONI (356)	23	356	274	274	273	306	293	318	318	318	318	318	318	307
Thibaut WIJERS (340)	24	340	306	231	219	219	318	293	293	293	377	377	307	274
Tess VERSCHOOR (217)	25	217	356	318	306	318	219	274	307	307	307	307	377	318
Dennis BOUMAN (293)	26	293	231	306	307	274	274	307	274	274	274	274	274	231
Christopher BINGHAM (303)	27	303	262	219	318	307	307	262	219	219	219	219	219	303
Marius BARRY-BERG (318)	28	318	303	262	274	303	303	219	262	262	303	303	231	219
Roan VAN DE KERKHOF (262)	29	262	219	303	303	262	262	215	303	303	231	231	303	262
Carina KRONING (271)	30	271	271	307	262	384	215	303	231	231	262	262	262	377
Miguel SILVA (274)	31	274	217	217	271	215	271	271	271	271	271	271	271	271
Victor AEGERTER (384)	32	384	307	271	384	271	231	231	384	384	384	384	384	384
Andy RATEL (372)	33	372	215	215	215	231	384	384						
Ollie MEURS (219)	34	219	384	384										
-	35													
-	36													

IAME Series Benelux Round 4 Genk
X30 Senior
Genk 1,360 Km
Heat 8 A-F
16.08.2024 16:10
Race (10:00 and 1 Laps) started at 17:02:57

Pos	No.	Name	Nat	Chassis	Raceteam	Laps	Total Tm	Diff	Best Tm	km/h	Points	Commer
1	269	Clement OUTRAN	FRA	TB Kart	Tb Kart	12	11:19.451		55.298	88,538	0	
2	207	Noah MATON	BEL	Kosmic	Rsd Karting	12	11:19.578	0.127	55.154	88,770	2	
3	250	Mattiz MEERSCHAUT	BEL	Croc Promotio	KCR-Racing	12	11:22.097	2.646	55.340	88,471	3	
4	296	Kevin LANTINGA	NLD	Croc Promotio	Lantinga Racing	12	11:22.377	2.926	55.313	88,514	4	
5	368	Milan MARCZAK	NLD	Falcon	DFK	12	11:23.932	4.481	55.668	87,950	5	
6	312	Jens BEEUSAERT	BEL	Falcon	DFK	12	11:24.281	4.830	55.668	87,950	6	
7	226	Markus GLUME	BEL	Lando Norris	Eurokarting	12	11:24.601	5.150	55.636	88,001	7	
8	221	Raphaël DAUW(R)	BEL	Kosmic	CG Racing	12	11:26.753	7.302	55.536	88,159	8	
9	242	Kyuhoo LEE	KOR	Tony-Kart	EGP Racing Team	12	11:27.186	7.735	55.338	88,474	9	5 sec
10	364	Joseph SMITH	GBR	KR	Victory Lane	12	11:29.346	9.895	55.560	88,121	10	5 sec
11	363	Joan ALUJA OLESTI	ESP	KR	MDC Racing	12	11:32.159	12.708	55.606	88,048	11	5 sec
12	301	Bertram SACHSE(R)	DNK	Falcon	Falcon racing team	12	11:32.511	13.060	55.358	88,443	12	5 sec
13	362	Alex MACHADO	AND	TB Kart	Tb Kart	12	11:33.815	14.364	55.496	88,223	13	
14	268	Clément MASSAUX	BEL	Tony-Kart	Ravet Racing Team	12	11:34.285	14.834	55.436	88,318	14	5 sec
15	383	Annabelle BRIAN	NLD	Croc Promotio	KCR-Racing	12	11:35.874	16.423	55.907	87,574	15	
16	358	Cristian BIASATTI	ITA	TB Kart	Tb Kart	12	11:35.909	16.458	55.402	88,372	16	
17	327	Lukas HORCICKA(R)	CZE	Alonso Kart By	GEPA RACING	12	11:37.394	17.943	55.251	88,614	17	5 sec
18	321	Jules VANHULLE	BEL	TD Kart	TD Official Racing Team	12	11:37.863	18.412	55.580	88,089	18	
19	366	Raphaël LEENDERS	BEL	Kosmic	Rsd Karting	12	11:38.120	18.669	56.001	87,427	19	
20	317	Kevin BAKKER	NLD	Falcon	Falcon racing team	12	11:38.624	19.173	55.743	87,832	20	
21	378	Carl LUTTHART	DEU	Falcon	Falcon racing team	12	11:39.776	20.325	55.832	87,692	21	
22	343	Emmanouil LIOUDAKIS	GRC	KR	Victory Lane	12	11:41.406	21.955	56.201	87,116	22	
23	319	Kayne INCE(R)	NLD	Praga	OW karting	12	11:41.731	22.280	55.978	87,463	23	
24	338	Luna CLERET	FRA	Pantano	PANTANO RACING TEAM	12	11:41.796	22.345	56.116	87,248	24	
25	263	Philip SVENDSEN	NOR	Charles Lecler	Privateer	12	11:45.524	26.073	57.047	85,824	25	
26	396	Eric WESS	DEU	Drago Corse	Dutt Motorsport	12	11:45.641	26.190	57.077	85,779	26	
27	200	Anne-Charlotte ANTUORO	FRA	Tony-Kart	DG KART	12	11:45.994	26.543	56.943	85,981	27	
28	370	Rosanne DEN DRIJVER	NLD	Falcon	Falcon racing team	12	11:47.443	27.992	56.341	86,899	28	5 sec
29	333	Maxim VANSCHOENWINKEI	BEL	KR	Victory Lane	12	11:47.740	28.289	56.345	86,893	29	5 sec
30	235	CJ BENNETT	IRL	KR	Victory Lane	12	11:50.327	30.876	56.326	86,923	30	5 sec
31	310	Siebe WIJMA	NLD	Praga	OW karting	12	11:50.775	31.324	56.788	86,215	31	5 sec
32	351	VAN DUJVENVOORDE Yirol	NLD	Lando Norris	Young Driver Academy	12	11:50.909	31.458	56.806	86,188	32	5 sec
33	228	Luca MONTEBELLO	BEL	Kosmic	Rsd Karting	12	11:55.402	35.951	56.005	87,421	33	10 sec
34	353	Tobias NORMANN	DNK	Tony-Kart	Ravet Racing Team		0.285	12 Laps		-	34	

Not classified

DSQ	248	Roméo ROUSSEL	FRA	KR	PB Kart	12	11:51.204	DSQ	56.136	87,217	38	
-----	-----	---------------	-----	----	---------	----	-----------	-----	--------	--------	----	--

Announcements

These results are provisional until the conclusion of any judicial and technical matters!

#242 run off area / 5 sec time penalty

#235 + 228 causing a colission / 5 sec time penalty

#363,364,301,268,370,327,228,351,333,310 front fairing / 5 sec TP

#248 disqualified / technical not conform

Margin of Victory	Ø km/h	Best Lap Tm	km/h	Best Lap by
0.127	86,470	55.154	88,770	207 - Noah MATON

Official Timing www.mwraceconsulting.com
Orbits

Timekeeping Meik Wagner:



Clerk of the course Thomas Lainer:

www.mylaps.com

Steward (Chairman) Wim Cools:

Chief Scrutineer Liam van de Wouwer:

Licensed to: MW Racec Consulting

Printed: 16.08.2024 18:39:07

posted at:

h

IAME Series Benelux Round 4 Genk

X30 Senior

Heat 8 A-F

Genk 1,360 Km

16.08.2024 16:10

Race (10:00 and 1 Laps) started at 17:02:57

Lap	Time of Day	Lap Tm	Diff	S1 Tm	S2 Tm	S3 Tm	Lap	Time of Day	Lap Tm	Diff	S1 Tm	S2 Tm	S3 Tm
(269) Clement OUTRAN													
1	17:03:54.836	57.694	+2.396	23.690	17.051	16.953	9	17:11:32.269	55.805	+0.137	22.443	16.594	16.768
2	17:04:55.616	1:00.780	+5.482	24.481	18.241	18.058	10	17:12:27.949	55.680	+0.012	22.358	16.548	16.774
3	17:05:55.199	59.583	+4.285	23.652	18.264	17.667	11	17:13:23.807	55.858	+0.190	22.392	16.555	16.911
4	17:06:51.834	56.635	+1.337	23.066	16.740	16.829	12	17:14:21.074	57.267	+1.599	22.931	17.315	17.021
5	17:07:47.552	55.718	+0.420	22.402	16.584	16.732	(312) Jens BEEUSAERT						
6	17:08:43.031	55.479	+0.181	22.322	16.543	16.614	1	17:03:59.759	1:02.116	+6.448	25.722	18.012	18.382
7	17:09:38.329	55.298		22.175	16.433	16.690	2	17:04:58.309	58.550	+2.882	23.765	17.462	17.323
8	17:10:33.852	55.523	+0.225	22.263	16.421	16.839	3	17:05:56.845	58.536	+2.868	23.241	17.906	17.389
9	17:11:29.380	55.528	+0.230	22.429	16.434	16.665	4	17:06:54.026	57.181	+1.513	23.132	17.019	17.030
10	17:12:24.909	55.529	+0.231	22.264	16.567	16.698	5	17:07:50.164	56.138	+0.470	22.643	16.675	16.820
11	17:13:20.213	55.304	+0.006	22.237	16.403	16.664	6	17:08:45.974	55.810	+0.142	22.411	16.622	16.777
12	17:14:16.593	56.380	+1.082	22.302	16.602	17.476	7	17:09:41.697	55.723	+0.055	22.385	16.573	16.765
(207) Noah MATON													
1	17:03:59.449	1:01.625	+6.471	24.537	18.756	18.332	8	17:10:37.425	55.728	+0.060	22.332	16.598	16.798
2	17:04:57.398	57.949	+2.795	23.608	17.158	17.183	9	17:11:33.093	55.668		22.420	16.502	16.746
3	17:05:56.365	58.967	+3.813	23.520	18.032	17.415	10	17:12:28.764	55.671	+0.003	22.359	16.567	16.745
4	17:06:52.664	56.299	+1.145	22.608	16.693	16.998	11	17:13:24.532	55.768	+0.100	22.386	16.600	16.782
5	17:07:48.220	55.556	+0.402	22.297	16.535	16.724	12	17:14:21.423	56.891	+1.223	22.429	17.363	17.099
6	17:08:43.582	55.362	+0.208	22.273	16.433	16.656	(226) Markus GLUME						
7	17:09:38.736	55.154		22.135	16.376	16.643	1	17:03:59.925	1:02.194	+6.558	25.987	17.931	18.276
8	17:10:34.040	55.304	+0.150	22.145	16.385	16.774	2	17:04:59.457	59.532	+3.896	24.348	17.764	17.420
9	17:11:29.732	55.692	+0.538	22.667	16.390	16.635	3	17:05:57.339	57.882	+2.246	22.969	17.223	17.690
10	17:12:25.139	55.407	+0.253	22.149	16.510	16.748	4	17:06:55.497	58.158	+2.522	23.322	17.871	16.965
11	17:13:20.456	55.317	+0.163	22.209	16.435	16.673	5	17:07:51.687	56.190	+0.554	22.710	16.601	16.879
12	17:14:16.720	56.264	+1.110	22.242	16.485	17.537	6	17:08:47.599	55.912	+0.276	22.483	16.684	16.745
(250) Mattiz MEERSCHAUT													
1	17:03:56.062	58.772	+3.432	24.544	17.221	17.007	7	17:09:43.235	55.636		22.290	16.599	16.747
2	17:04:56.023	59.961	+4.621	23.903	18.273	17.785	8	17:10:38.940	55.705	+0.069	22.365	16.585	16.755
3	17:05:55.283	59.260	+3.920	23.455	18.205	17.600	9	17:11:34.587	55.647	+0.011	22.355	16.507	16.785
4	17:06:52.237	56.954	+1.614	23.128	16.910	16.916	10	17:12:30.283	55.696	+0.060	22.341	16.609	16.746
5	17:07:48.088	55.851	+0.511	22.420	16.636	16.795	11	17:13:26.048	55.765	+0.129	22.423	16.529	16.813
6	17:08:43.999	55.911	+0.571	22.653	16.570	16.688	12	17:14:21.743	55.695	+0.059	22.339	16.600	16.756
7	17:09:39.339	55.340		22.162	16.502	16.676	(221) Raphaël DAUW(R)						
8	17:10:34.803	55.464	+0.124	22.287	16.499	16.678	1	17:03:59.952	1:02.029	+6.493	25.557	17.960	18.512
9	17:11:30.435	55.632	+0.292	22.239	16.603	16.790	2	17:05:00.317	1:00.365	+4.829	24.467	18.269	17.629
10	17:12:26.156	55.721	+0.381	22.366	16.651	16.704	3	17:05:58.266	57.949	+2.413	23.446	17.481	17.022
11	17:13:21.669	55.513	+0.173	22.299	16.471	16.743	4	17:06:56.365	58.099	+2.563	22.856	17.935	17.308
12	17:14:19.239	57.570	+2.230	22.706	17.107	17.757	5	17:07:53.183	56.818	+1.282	22.850	17.075	16.893
(296) Kevin LANTINGA													
1	17:03:55.346	58.129	+2.816	23.978	17.003	17.148	6	17:08:49.199	56.016	+0.480	22.545	16.688	16.783
2	17:04:55.785	1:00.439	+5.126	24.155	18.242	18.042	7	17:09:45.010	55.811	+0.275	22.404	16.490	16.917
3	17:05:54.305	58.520	+3.207	23.438	17.867	17.215	8	17:10:40.841	55.831	+0.295	22.382	16.515	16.934
4	17:06:50.716	56.411	+1.098	22.697	16.741	16.973	9	17:11:36.716	55.875	+0.339	22.537	16.560	16.778
5	17:07:46.556	55.840	+0.527	22.514	16.547	16.779	10	17:12:32.252	55.536		22.319	16.427	16.790
6	17:08:42.257	55.701	+0.388	22.452	16.531	16.718	11	17:13:27.978	55.726	+0.190	22.436	16.508	16.782
7	17:09:37.943	55.686	+0.373	22.393	16.476	16.817	12	17:14:23.895	55.917	+0.381	22.437	16.638	16.842
8	17:10:34.017	56.074	+0.761	22.408	16.486	17.180	(242) Kyuho LEE						
9	17:11:30.295	56.278	+0.965	22.861	16.634	16.783	1	17:03:59.595	1:01.906	+6.568	25.350	17.909	18.647
10	17:12:26.746	56.451	+1.138	22.668	17.030	16.753	2	17:04:57.929	58.334	+2.996	23.666	17.399	17.269
11	17:13:22.059	55.313		22.209	16.390	16.714	3	17:05:56.605	58.676	+3.338	23.218	17.886	17.572
12	17:14:19.519	57.460	+2.147	22.468	17.172	17.820	4	17:06:53.355	56.750	+1.412	22.992	16.880	16.878
(368) Milan MARCZAK													
1	17:03:55.142	57.973	+2.305	23.506	17.308	17.159	5	17:07:49.152	55.797	+0.459	22.435	16.584	16.778
2	17:04:56.133	1:00.991	+5.323	24.687	18.259	18.045	6	17:08:44.589	55.437	+0.099	22.229	16.584	16.624
3	17:05:55.385	59.252	+3.584	23.440	18.232	17.580	7	17:09:39.967	55.378	+0.040	22.251	16.419	16.708
4	17:06:52.730	57.345	+1.677	23.163	17.004	17.178	8	17:10:35.364	55.397	+0.059	22.250	16.485	16.662
5	17:07:49.214	56.484	+0.816	22.716	16.731	17.037	9	17:11:30.702	55.338		22.220	16.451	16.667
6	17:08:45.107	55.893	+0.225	22.514	16.654	16.725	10	17:12:26.370	55.668	+0.330	22.314	16.707	16.647
7	17:09:40.796	55.689	+0.021	22.341	16.588	16.760	11	17:13:21.794	55.424	+0.086	22.286	16.428	16.710
8	17:10:36.464	55.668		22.336	16.570	16.762	12	17:14:19.328	57.534	+2.196	22.653	17.153	17.728
(364) Joseph SMITH													
1	17:03:55.789	58.546	+2.986	24.355	17.139	17.052	(364) Joseph SMITH						
2	17:04:56.686	1:00.897	+5.337	24.402	18.409	18.086	1	17:03:55.789	58.546	+2.986	24.355	17.139	17.052
3	17:05:56.018	59.332	+3.772	24.005	17.975	17.352	2	17:04:56.686	1:00.897	+5.337	24.402	18.409	18.086
4	17:06:53.861	57.843	+2.283	23.671	17.174	16.998	3	17:05:56.018	59.332	+3.772	24.005	17.975	17.352





IAME Series Benelux Round 4 Genk

X30 Senior

Genk 1,360 Km

Heat 8 A-F

16.08.2024 16:10

Race (10:00 and 1 Laps) started at 17:02:57

Lap	Time of Day	Lap Tm	Diff	S1 Tm	S2 Tm	S3 Tm
5	17:07:49.936	56.075	+0.515	22.648	16.635	16.792
6	17:08:45.758	55.822	+0.262	22.504	16.606	16.712
7	17:09:41.318	55.560		22.315	16.525	16.720
8	17:10:36.897	55.579	+0.019	22.326	16.533	16.720
9	17:11:32.554	55.657	+0.097	22.387	16.613	16.657
10	17:12:28.152	55.598	+0.038	22.278	16.612	16.708
11	17:13:23.845	55.693	+0.133	22.344	16.567	16.782
12	17:14:21.488	57.643	+2.083	23.019	17.374	17.250

(363) Joan ALUJA OLESTI

1	17:03:59.660	1:01.392	+5.786	24.978	18.019	18.395
2	17:05:00.071	1:00.411	+4.805	24.424	18.116	17.871
3	17:05:57.718	57.647	+2.041	23.293	17.181	17.173
4	17:06:55.434	57.716	+2.110	23.137	17.518	17.061
5	17:07:53.631	58.197	+2.591	23.846	17.226	17.125
6	17:08:49.800	56.169	+0.563	22.619	16.662	16.888
7	17:09:45.617	55.817	+0.211	22.420	16.627	16.770
8	17:10:41.690	56.073	+0.467	22.537	16.698	16.838
9	17:11:37.396	55.706	+0.100	22.437	16.475	16.794
10	17:12:33.023	55.627	+0.021	22.254	16.569	16.804
11	17:13:28.695	55.672	+0.066	22.399	16.547	16.726
12	17:14:24.301	55.606		22.322	16.486	16.798

(301) Bertram SACHSE(R)

1	17:03:57.024	59.481	+4.123	24.748	17.429	17.304
2	17:04:56.747	59.723	+4.365	23.541	18.238	17.944
3	17:05:57.196	1:00.449	+5.091	24.691	17.890	17.868
4	17:06:56.543	59.347	+3.989	23.891	18.034	17.422
5	17:07:54.786	58.243	+2.885	22.868	17.439	17.936
6	17:08:51.804	57.018	+1.660	23.117	17.139	16.762
7	17:09:47.518	55.714	+0.356	22.415	16.508	16.791
8	17:10:43.072	55.554	+0.196	22.332	16.473	16.749
9	17:11:38.542	55.470	+0.112	22.328	16.396	16.746
10	17:12:33.930	55.388	+0.030	22.255	16.484	16.649
11	17:13:29.288	55.358		22.233	16.445	16.680
12	17:14:24.653	55.365	+0.007	22.253	16.444	16.668

(362) Alex MACHADO

1	17:04:02.121	1:03.224	+7.728	26.367	18.981	17.876
2	17:05:02.284	1:00.163	+4.667	23.951	18.663	17.549
3	17:06:00.585	58.301	+2.805	23.676	17.449	17.176
4	17:06:58.447	57.862	+2.366	23.162	17.086	17.614
5	17:07:55.583	57.136	+1.640	22.975	17.010	17.151
6	17:08:54.392	58.809	+3.313	23.170	17.959	17.680
7	17:09:50.547	56.155	+0.659	22.633	16.689	16.833
8	17:10:47.366	56.819	+1.323	23.166	16.877	16.776
9	17:11:43.138	55.772	+0.276	22.498	16.553	16.721
10	17:12:38.634	55.496		22.294	16.528	16.674
11	17:13:35.107	56.473	+0.977	22.508	16.879	17.086
12	17:14:30.957	55.850	+0.354	22.359	16.530	16.961

(268) Clément MASSAUX

1	17:03:59.600	1:01.986	+6.550	25.156	18.089	18.741
2	17:05:00.305	1:00.705	+5.269	24.739	18.196	17.770
3	17:05:58.151	57.846	+2.410	23.382	17.431	17.033
4	17:06:55.785	57.634	+2.198	22.855	17.902	16.877
5	17:07:54.509	58.724	+3.288	23.586	17.308	17.830
6	17:08:52.904	58.395	+2.959	23.406	18.054	16.935
7	17:09:48.773	55.869	+0.433	22.487	16.611	16.771
8	17:10:44.232	55.459	+0.023	22.290	16.444	16.725
9	17:11:39.668	55.436		22.282	16.445	16.709
10	17:12:35.257	55.589	+0.153	22.268	16.528	16.793
11	17:13:30.817	55.560	+0.124	22.266	16.452	16.842
12	17:14:26.427	55.610	+0.174	22.366	16.517	16.727

(383) Annabelle BRIAN

1	17:03:59.600	1:01.986	+6.550	25.156	18.089	18.741
2	17:05:00.305	1:00.705	+5.269	24.739	18.196	17.770
3	17:05:58.151	57.846	+2.410	23.382	17.431	17.033
4	17:06:55.785	57.634	+2.198	22.855	17.902	16.877
5	17:07:54.509	58.724	+3.288	23.586	17.308	17.830
6	17:08:52.904	58.395	+2.959	23.406	18.054	16.935
7	17:09:48.773	55.869	+0.433	22.487	16.611	16.771
8	17:10:44.232	55.459	+0.023	22.290	16.444	16.725
9	17:11:39.668	55.436		22.282	16.445	16.709
10	17:12:35.257	55.589	+0.153	22.268	16.528	16.793
11	17:13:30.817	55.560	+0.124	22.266	16.452	16.842
12	17:14:26.427	55.610	+0.174	22.366	16.517	16.727

Lap	Time of Day	Lap Tm	Diff	S1 Tm	S2 Tm	S3 Tm
1	17:03:57.085	59.773	+3.866	24.723	17.573	17.477
2	17:04:56.825	59.740	+3.833	24.001	17.982	17.757
3	17:05:56.754	59.929	+4.022	23.963	18.026	17.940
4	17:06:57.342	1:00.588	+4.681	23.833	18.968	17.787
5	17:07:54.835	57.493	+1.586	22.793	17.291	17.409
6	17:08:53.546	58.711	+2.804	23.214	18.307	17.190
7	17:09:49.912	56.366	+0.459	22.700	16.784	16.882
8	17:10:46.049	56.137	+0.230	22.560	16.735	16.842
9	17:11:41.956	55.907		22.502	16.603	16.802
10	17:12:37.942	55.986	+0.079	22.377	16.538	17.071
11	17:13:35.309	57.367	+1.460	22.899	16.908	17.560
12	17:14:33.016	57.707	+1.800	23.081	17.265	17.361

(358) Cristian BIASATTI

1	17:04:00.108	1:02.342	+6.940	25.184	18.210	18.948
2	17:05:00.786	1:00.678	+5.276	24.925	18.164	17.589
3	17:05:59.083	58.297	+2.895	23.336	17.876	17.085
4	17:06:56.877	57.794	+2.392	22.686	17.722	17.386
5	17:07:54.720	57.843	+2.441	22.610	17.613	17.620
6	17:08:54.356	59.636	+4.234	23.370	18.454	17.812
7	17:09:50.766	56.410	+1.008	22.929	16.671	16.810
8	17:10:47.062	56.296	+0.894	22.737	16.861	16.698
9	17:11:42.474	55.412	+0.010	22.325	16.369	16.718
10	17:12:37.876	55.402		22.187	16.451	16.764
11	17:13:35.224	57.348	+1.946	23.159	16.907	17.282
12	17:14:33.051	57.827	+2.425	23.100	17.260	17.467

(327) Lukas HORCICKA(R)

1	17:04:00.087	1:01.827	+6.576	25.559	18.039	18.229
2	17:05:00.417	1:00.330	+5.079	24.510	18.262	17.558
3	17:05:58.631	58.214	+2.963	23.470	17.611	17.133
4	17:06:56.812	58.181	+2.930	22.817	17.935	17.429
5	17:07:54.819	58.007	+2.756	22.906	17.609	17.492
6	17:08:54.612	59.793	+4.542	23.505	18.323	17.965
7	17:09:50.984	56.372	+1.121	22.908	16.641	16.823
8	17:10:46.997	56.013	+0.762	22.427	16.770	16.816
9	17:11:42.794	55.797	+0.546	22.633	16.537	16.627
10	17:12:38.045	55.251		22.206	16.447	16.598
11	17:13:34.107	56.062	+0.811	22.658	16.691	16.713
12	17:14:29.536	55.429	+0.178	22.276	16.504	16.649

(321) Jules VANHULLE

1	17:04:05.186	1:06.369	+10.789	26.384	22.120	17.865
2	17:05:04.008	58.822	+3.242	23.291	17.488	18.043
3	17:06:02.743	58.735	+3.155	23.149	17.936	17.650
4	17:06:58.990	56.247	+0.667	22.738	16.706	16.803
5	17:07:58.838	59.848	+4.268	23.973	18.273	17.602
6	17:08:56.440	57.602	+2.022	22.971	16.797	17.834
7	17:09:54.056	57.616	+2.036	23.033	17.456	17.127
8	17:10:50.723	56.667	+1.087	22.457	17.111	17.099
9	17:11:47.622	56.899	+1.319	22.502	16.936	17.461
10	17:12:43.728	56.106	+0.526	22.785	16.538	16.783
11	17:13:39.308	55.580		22.340	16.470	16.770
12	17:14:35.005	55.697	+0.117	22.330	16.602	16.765

(366) Raphaël LEENDERS

1	17:04:01.287	1:02.838	+6.837	25.844	18.932	18.062
2	17:05:01.739	1:00.452	+4.451	23.815	18.819	17.818
3	17:05:59.780	58.041	+2.040	23.047	17.671	17.323
4	17:06:57.665	57.885	+1.884	22.685	17.608	17.592
5	17:07:55.742	58.077	+2.076	22.906	17.446	17.725
6	17:08:54.799	59.057	+3.056	23.522	17.925	17.610
7	17:09:52.643	57.844	+1.843	23.168	17.466	17.210
8	17:10:49.681	57.038	+1.037	22.877	17.077	17.084
9	17:11:47.040	57.359	+1.358	23.281	16.970	17.108
10	17:12:43.146	56.106	+0.105	22.624	16.592	16.890

IAME Series Benelux Round 4 Genk

X30 Senior

Genk 1,360 Km

Heat 8 A-F

16.08.2024 16:10

Race (10:00 and 1 Laps) started at 17:02:57

Lap	Time of Day	Lap Tm	Diff	S1 Tm	S2 Tm	S3 Tm	Lap	Time of Day	Lap Tm	Diff	S1 Tm	S2 Tm	S3 Tm
11	17:13:39.147	56.001		22.421	16.672	16.908	7	17:09:54.578	57.906	+1.790	22.924	17.535	17.447
12	17:14:35.262	56.115	+0.114	22.774	16.516	16.825	8	17:10:51.263	56.685	+0.569	22.447	16.825	17.413
(317) Kevin BAKKER							9	17:11:48.257	56.994	+0.878	22.610	17.075	17.309
1	17:04:01.928	1:03.180	+7.437	26.306	18.833	18.041	10	17:12:45.911	57.654	+1.538	23.720	17.106	16.828
2	17:05:03.227	1:01.299	+5.556	23.657	19.648	17.994	11	17:13:42.027	56.116		22.291	17.075	16.750
3	17:06:01.547	58.320	+2.577	23.172	18.006	17.142	12	17:14:38.938	56.911	+0.795	22.665	17.256	16.990
4	17:06:58.752	57.205	+1.462	22.887	16.845	17.473	(263) Philip SVENDSEN						
5	17:07:55.903	57.151	+1.408	22.948	17.301	16.902	1	17:04:00.529	1:02.605	+5.558	26.180	18.173	18.252
6	17:08:54.920	59.017	+3.274	23.061	18.340	17.616	2	17:05:01.633	1:01.104	+4.057	24.602	18.527	17.975
7	17:09:52.699	57.779	+2.036	23.194	17.422	17.163	3	17:06:00.263	58.630	+1.583	24.117	17.365	17.148
8	17:10:49.768	57.069	+1.326	23.111	16.957	17.001	4	17:06:58.166	57.903	+0.856	22.930	17.302	17.671
9	17:11:47.682	57.914	+2.171	23.346	17.419	17.149	5	17:07:55.401	57.235	+0.188	22.966	16.959	17.310
10	17:12:44.263	56.581	+0.838	23.068	16.680	16.833	6	17:08:54.542	59.141	+2.094	23.023	18.293	17.825
11	17:13:40.006	55.743		22.383	16.551	16.809	7	17:09:52.571	58.029	+0.982	23.335	17.449	17.245
12	17:14:35.766	55.760	+0.017	22.506	16.497	16.757	8	17:10:49.618	57.047		22.781	17.016	17.250
(378) Carl LUTTHART							9	17:11:47.588	57.970	+0.923	23.176	17.109	17.685
1	17:04:03.561	1:04.313	+8.481	27.305	18.794	18.214	10	17:12:46.663	59.075	+2.028	23.981	17.744	17.350
2	17:05:03.488	59.927	+4.095	23.552	18.201	18.174	11	17:13:43.834	57.171	+0.124	23.161	16.740	17.270
3	17:06:02.679	59.191	+3.359	23.414	18.070	17.707	12	17:14:42.666	58.832	+1.785	22.815	17.729	18.288
4	17:06:59.535	56.856	+1.024	23.053	16.861	16.942	(396) Eric WESS						
5	17:07:56.859	57.324	+1.492	22.960	17.299	17.065	1	17:04:03.665	1:04.487	+7.410	26.725	19.564	18.198
6	17:08:55.689	58.830	+2.998	22.771	18.510	17.549	2	17:05:04.234	1:00.569	+3.492	24.205	17.850	18.514
7	17:09:53.205	57.516	+1.684	23.041	17.238	17.237	3	17:06:03.342	59.108	+2.031	23.369	17.721	18.018
8	17:10:49.953	56.748	+0.916	22.947	16.950	16.851	4	17:07:01.262	57.920	+0.843	23.713	17.188	17.019
9	17:11:47.809	57.856	+2.024	23.071	17.030	17.755	5	17:07:59.430	58.168	+1.091	22.728	17.431	18.009
10	17:12:45.071	57.262	+1.430	23.481	16.966	16.815	6	17:08:56.973	57.543	+0.466	23.145	16.847	17.551
11	17:13:41.086	56.015	+0.183	22.687	16.580	16.748	7	17:09:55.255	58.282	+1.205	23.377	17.444	17.461
12	17:14:36.918	55.832		22.450	16.525	16.857	8	17:10:52.332	57.077		22.824	17.059	17.194
(343) Emmanouil LIODAKIS							9	17:11:49.915	57.583	+0.506	23.163	17.513	16.907
1	17:04:01.787	1:02.674	+6.473	25.809	18.820	18.045	10	17:12:48.007	58.092	+1.015	22.920	17.624	17.548
2	17:05:02.896	1:01.109	+4.908	24.148	19.174	17.787	11	17:13:45.473	57.466	+0.389	22.949	17.471	17.046
3	17:06:00.983	58.087	+1.886	23.322	17.659	17.106	12	17:14:42.783	57.310	+0.233	22.571	17.008	17.731
4	17:06:58.650	57.667	+1.466	23.014	17.002	17.651	(200) Anne-Charlotte ANTUORO						
5	17:07:57.170	58.520	+2.319	23.744	17.537	17.239	1	17:04:02.361	1:03.101	+6.158	26.648	18.784	17.669
6	17:08:55.857	58.687	+2.486	23.180	17.861	17.646	2	17:05:04.365	1:02.004	+5.061	24.698	18.833	18.473
7	17:09:54.648	58.791	+2.590	23.336	17.358	18.097	3	17:06:03.364	58.999	+2.056	23.585	17.708	17.706
8	17:10:51.997	57.349	+1.148	23.117	16.965	17.267	4	17:07:01.757	58.393	+1.450	23.912	17.237	17.244
9	17:11:48.597	56.600	+0.399	22.968	16.775	16.857	5	17:07:59.371	57.614	+0.671	22.805	17.094	17.715
10	17:12:45.759	57.162	+0.961	23.290	17.060	16.812	6	17:08:57.124	57.753	+0.810	23.511	17.023	17.219
11	17:13:41.960	56.201		22.366	16.922	16.913	7	17:09:56.065	58.941	+1.998	23.390	17.503	18.048
12	17:14:38.548	56.588	+0.387	22.642	17.064	16.882	8	17:10:53.008	56.943		22.774	17.141	17.028
(319) Kayne INCE(R)							9	17:11:50.492	57.484	+0.541	22.801	17.765	16.918
1	17:04:01.565	1:02.783	+6.805	25.978	18.569	18.236	10	17:12:48.416	57.924	+0.981	22.796	17.619	17.509
2	17:05:01.676	1:00.111	+4.133	23.863	18.383	17.865	11	17:13:45.530	57.114	+0.171	22.815	17.323	16.976
3	17:05:59.235	57.559	+1.581	22.968	17.492	17.099	12	17:14:43.136	57.606	+0.663	22.709	16.890	18.007
4	17:06:57.520	58.285	+2.307	22.929	17.769	17.587	(370) Rosanne DEN DRIJVER						
5	17:07:55.007	57.487	+1.509	22.896	17.298	17.293	1	17:04:03.623	1:04.175	+7.834	26.547	18.998	18.630
6	17:08:55.592	1:00.585	+4.607	23.674	18.738	18.173	2	17:05:04.308	1:00.685	+4.344	23.891	18.160	18.634
7	17:09:54.011	58.419	+2.441	23.661	17.501	17.257	3	17:06:03.166	58.858	+2.517	23.409	17.861	17.588
8	17:10:51.405	57.394	+1.416	22.733	17.008	17.653	4	17:07:00.189	57.023	+0.682	23.174	16.875	16.974
9	17:11:48.925	57.520	+1.542	23.650	17.000	16.870	5	17:07:58.773	58.584	+2.243	22.845	18.097	17.642
10	17:12:46.303	57.378	+1.400	23.307	16.993	17.078	6	17:08:56.937	58.164	+1.823	23.247	16.923	17.994
11	17:13:42.281	55.978		22.560	16.610	16.808	7	17:09:54.909	57.972	+1.631	23.147	17.645	17.180
12	17:14:38.873	56.592	+0.614	22.490	17.116	16.986	8	17:10:52.459	57.550	+1.209	23.303	17.307	16.940
(338) Luna CLERET							9	17:11:49.477	57.018	+0.677	23.006	17.122	16.890
1	17:04:03.394	1:03.639	+7.523	26.380	18.841	18.418	10	17:12:46.796	57.319	+0.978	23.058	16.860	17.401
2	17:05:03.578	1:00.184	+4.068	23.515	18.322	18.347	11	17:13:43.244	56.448	+0.107	22.827	16.660	16.961
3	17:06:02.865	59.287	+3.171	23.646	17.944	17.697	12	17:14:39.585	56.341		22.526	16.815	17.000
4	17:06:59.598	56.733	+0.617	23.149	16.740	16.844	(333) Maxim VANSCHOENWINKEL						
5	17:07:57.209	57.611	+1.495	23.095	17.470	17.046	1	17:04:02.048	1:03.405	+7.060	26.708	18.654	18.043
6	17:08:56.672	59.463	+3.347	23.228	18.079	18.156	2	17:05:02.728	1:00.680	+4.335	24.173	18.601	17.906

IAME Series Benelux Round 4 Genk

X30 Senior

Genk 1,360 Km

Heat 8 A-F

16.08.2024 16:10

Race (10:00 and 1 Laps) started at 17:02:57

Lap	Time of Day	Lap Tm	Diff	S1 Tm	S2 Tm	S3 Tm	Lap	Time of Day	Lap Tm	Diff	S1 Tm	S2 Tm	S3 Tm
(235) CJ BENNETT													
1	17:04:01.625	1:03.069	+6.743	26.128	18.843	18.098	1	17:04:23.980	1:26.571	+30.435	49.915	18.682	17.974
2	17:05:01.846	1:00.221	+3.895	24.206	18.280	17.735	2	17:05:22.564	58.584	+2.448	23.747	17.505	17.332
3	17:06:02.244	1:00.398	+4.072	24.342	18.621	17.435	3	17:06:20.022	57.458	+1.322	23.138	17.163	17.157
4	17:06:58.821	56.577	+0.251	22.785	16.814	16.978	4	17:07:16.684	56.662	+0.526	22.813	16.859	16.990
5	17:07:56.685	57.864	+1.538	23.054	17.506	17.304	5	17:08:13.142	56.458	+0.322	22.720	16.779	16.959
6	17:08:55.625	58.940	+2.614	22.881	18.260	17.799	6	17:09:09.590	56.448	+0.312	22.675	16.859	16.914
7	17:09:56.135	1:00.510	+4.184	23.423	17.262	19.825	7	17:10:06.101	56.511	+0.375	22.613	16.901	16.997
8	17:10:53.756	57.621	+1.295	23.498	17.098	17.025	8	17:11:02.678	56.577	+0.441	22.662	16.941	16.974
9	17:11:50.310	56.554	+0.228	22.618	16.975	16.961	9	17:11:59.812	57.134	+0.998	22.680	17.474	16.980
10	17:12:47.627	57.317	+0.991	22.710	17.509	17.098	10	17:12:56.069	56.257	+0.121	22.587	16.828	16.842
11	17:13:43.953	56.326		22.567	16.750	17.009	11	17:13:52.210	56.141	+0.005	22.510	16.717	16.914
12	17:14:42.469	58.516	+2.190	22.785	17.745	17.986	12	17:14:48.346	56.136		22.572	16.676	16.888
(310) Siebe WIJMA													
1	17:04:01.044	1:02.853	+6.065	26.278	18.683	17.892							
2	17:05:00.907	59.863	+3.075	24.009	18.370	17.484							
3	17:06:00.160	59.253	+2.465	23.362	18.120	17.771							
4	17:06:58.292	58.132	+1.344	22.918	17.326	17.888							
5	17:07:56.606	58.314	+1.526	23.297	17.685	17.332							
6	17:08:55.433	58.827	+2.039	23.001	17.883	17.943							
7	17:09:52.955	57.522	+0.734	22.975	17.464	17.083							
8	17:10:51.142	58.187	+1.399	23.282	17.328	17.577							
9	17:11:47.930	56.788		22.651	17.077	17.060							
10	17:12:47.129	59.199	+2.411	24.755	17.378	17.066							
11	17:13:44.306	57.177	+0.389	22.895	16.767	17.515							
12	17:14:42.917	58.611	+1.823	23.166	17.355	18.090							
(351) VAN DUIJVENVOORDE Yiroh													
1	17:04:01.478	1:02.763	+5.957	25.500	18.836	18.427							
2	17:05:02.048	1:00.570	+3.764	23.858	19.102	17.610							
3	17:06:03.040	1:00.992	+4.186	24.242	18.448	18.302							
4	17:07:00.943	57.903	+1.097	23.784	17.082	17.037							
5	17:07:59.291	58.348	+1.542	22.564	17.879	17.905							
6	17:08:56.827	57.536	+0.730	22.871	16.909	17.756							
7	17:09:55.520	58.693	+1.887	22.859	18.228	17.606							
8	17:10:52.735	57.215	+0.409	22.769	17.443	17.003							
9	17:11:50.051	57.316	+0.510	22.971	17.432	16.913							
10	17:12:46.857	56.806		22.653	17.222	16.931							
11	17:13:44.059	57.202	+0.396	23.430	16.874	16.898							
12	17:14:43.051	58.992	+2.186	22.761	18.065	18.166							
(228) Luca MONTEBELLO													
1	17:04:00.435	1:02.360	+6.355	26.138	18.212	18.010							
2	17:04:59.960	59.525	+3.520	24.050	17.884	17.591							
3	17:05:58.833	58.873	+2.868	23.818	17.897	17.158							
4	17:06:57.566	58.733	+2.728	23.026	17.898	17.809							
5	17:07:55.665	58.099	+2.094	23.214	17.248	17.637							
6	17:08:54.667	59.002	+2.997	23.151	18.117	17.734							
7	17:09:57.958	1:03.291	+7.286	24.238	17.316	21.737							
8	17:10:55.200	57.242	+1.237	23.339	16.905	16.998							
9	17:11:51.205	56.005		22.572	16.607	16.826							
10	17:12:48.210	57.005	+1.000	22.443	17.159	17.403							
11	17:13:44.498	56.288	+0.283	22.652	16.766	16.870							
12	17:14:42.544	58.046	+2.041	22.790	17.390	17.866							

IAME Series Benelux Round 4 Genk

Lapchart

X30 Senior

Genk 1,360 Km

Heat 8 A-F

16.08.2024 16:10

Race (10:00 and 1 Laps) started at 17:02:57

Competitors	Laps												
	0	1	2	3	4	5	6	7	8	9	10	11	12
Clement OUTRAN (269)	1	269	269	269	296	296	296	296	296	269	269	269	269
Milan MARCZAK (368)	2	368	368	296	269	269	269	269	269	296	207	207	207
Kevin LANTINGA (296)	3	296	296	250	250	250	250	207	207	207	296	250	250
Joseph SMITH (364)	4	364	364	368	368	207	207	250	250	250	242	242	242
Mattiz MEERSCHAUT (250)	5	250	250	364	364	368	242	242	242	242	296	296	296
Annabelle BRIAN (383)	6	383	301	301	207	242	368	368	368	368	368	368	368
Roméo ROUSSEL (248)	7	248	383	383	242	364	364	364	364	364	364	364	312
Tobias NORMANN (353)	8	353	207	207	383	312	312	312	312	312	312	312	364
Bertram SACHSE(R) (301)	9	301	242	242	312	363	226	226	226	226	226	226	226
Clément MASSAUX (268)	10	268	268	312	301	226	221	221	221	221	221	221	221
Jens BEEUSAERT (312)	11	312	363	226	226	268	363	363	363	363	363	363	363
Kyuhoo LEE (242)	12	242	312	228	363	221	268	301	301	301	301	301	301
Markus GLUME (226)	13	226	226	363	268	301	358	268	268	268	268	268	268
Cristian BIASATTI (358)	14	358	221	268	221	327	301	383	383	383	383	358	327
Noah MATON (207)	15	207	327	221	327	358	327	358	362	327	358	383	362
Raphaël DAUW(R) (221)	16	221	358	327	228	383	383	362	358	358	327	327	358
Philip SVENDSEN (263)	17	263	228	358	358	319	319	263	327	362	362	362	383
Luca MONTEBELLO (228)	18	228	263	310	319	228	263	327	263	263	366	366	321
Siebe WIJMA (310)	19	310	310	263	366	366	362	228	366	366	263	321	366
Lukas HORCICKA(R) (327)	20	327	366	319	310	263	228	366	317	317	321	317	317
Joan ALUJA OLESTI (363)	21	363	351	366	263	310	366	317	310	378	317	378	378
Raphaël LEENDERS (366)	22	366	319	235	362	362	317	310	378	321	378	333	343
CJ BENNETT (235)	23	235	235	351	333	343	310	319	319	310	310	343	338
Maxim VANSCHOENWINKEL (333)	24	333	343	362	343	317	235	235	321	338	333	338	319
VAN DUIJVENVOORDE Yiroh (351)	25	351	317	333	317	235	378	378	338	319	338	319	333
Kevin BAKKER (317)	26	317	333	343	235	333	343	343	343	333	343	263	370
Kayne INCE(R) (319)	27	319	362	317	378	321	338	333	333	343	319	370	263
Jules VANHULLE (321)	28	321	200	378	321	378	333	321	370	396	370	351	235
Alex MACHADO (362)	29	362	338	338	338	338	370	338	396	370	396	310	351
Emmanouil LIODAKIS (343)	30	343	378	321	351	370	321	351	351	351	351	235	310
Eric WESS (396)	31	396	370	396	370	351	351	370	200	200	235	396	228
Carl LUTTHART (378)	32	378	396	370	396	396	200	396	235	235	200	228	396
Anne-Charlotte ANTUORO (200)	33	200	321	200	200	200	396	200	228	228	228	200	200
Rosanne DEN DRIJVER (370)	34	370	248	248	248	248	248	248	248	248	248	248	248
Luna CLERET (338)	35	338											

IAME Series Benelux Round 4 Genk
X30 Senior
Genk 1,360 Km
Heat 9 B-G
16.08.2024 16:30
Race (10:00 and 1 Laps) started at 17:24:23

Pos	No.	Name	Nat	Chassis	Raceteam	Laps	Total Tm	Diff	Best Tm	km/h	Points	Commer
1	265	Alessandro TUDISCA	BEL	Kosmic	Rsd Karting	12	11:16.140		55.143	88,787	0	
2	289	Otto PYYKÖNEN	FIN	Tony-Kart	EGP Racing Team	12	11:16.997	0.857	55.311	88,518	2	
3	375	Marc LO PICCOLO	FRA	RedSpeed	PB Kart	12	11:17.439	1.299	55.393	88,387	3	
4	236	Matthias VANDEKERCKHOV	BEL	KR	Victory Lane	12	11:20.514	4.374	55.277	88,572	4	
5	302	Lauritz SACHSE	DNK	Falcon	Falcon racing team	12	11:20.577	4.437	55.381	88,406	5	
6	222	Alexi CONSTANT(R)	BEL	Kosmic	AC Racing	12	11:20.728	4.588	55.360	88,439	6	
7	249	Riemer BLONK	NLD	Croc Promotio	KCR-Racing	12	11:21.166	5.026	55.295	88,543	7	
8	374	Fionn MC LAUGHLIN	IRL	KR	Vdk	12	11:21.212	5.072	55.319	88,505	8	5 sec
9	294	Georges NASSAR	ARE	KR	Victory Lane	12	11:21.478	5.338	55.319	88,505	9	
10	367	Ruben MOYA	ESP	Pantano	PANTANO RACING TEAM	12	11:22.371	6.231	55.333	88,482	10	
11	241	Mirco WOUTERS	BEL	Tony-Kart	EGP Racing Team	12	11:22.567	6.427	55.451	88,294	11	
12	280	Joep MULLER	NLD	Kosmic	FSR	12	11:25.991	9.851	55.734	87,846	12	
13	397	Beau HEIJMANS	NLD	Falcon	Falcon racing team	12	11:26.233	10.093	55.443	88,307	13	
14	281	Maxime BLANCHEMAIN	FRA	KR	Victory Lane	12	11:26.935	10.795	55.366	88,430	14	3 sec
15	334	Suleiman ZANFARI	MAR	KR	Vdk	12	11:27.204	11.064	55.461	88,278	15	
16	308	Louka MOULARD(R)	BEL	Tony-Kart	MCK Racing	12	11:27.699	11.559	55.438	88,315	16	
17	275	Jack NETTLESHIP	GBR	TB Kart	Privateer	12	11:27.924	11.784	55.460	88,280	17	
18	342	Cathal CLARK	GBR	KR	Fusion Motorsport Beneli	12	11:28.652	12.512	55.795	87,750	18	
19	258	Aaron FERRAZZANO	BEL	Kosmic	Eurokarting	12	11:31.092	14.952	55.059	88,923	19	5 sec
20	347	Maximiliano RADECK DA SI	FRA	KR	Victory Lane	12	11:33.663	17.523	55.478	88,251	20	5 sec
21	341	Casper NORMANN	DNK	Kosmic	Ravet Racing Team	12	11:36.432	20.292	55.621	88,024	21	10 sec
22	322	Sky DEFOURNY	NLD	TD Kart	Delre Racing Team	12	11:36.495	20.355	55.735	87,844	22	
23	355	Alessandro BIGI	ARE	KR	Victory Lane	12	11:41.511	25.371	55.774	87,783	23	5 sec
24	279	Siebe PAGNAER	BEL	TD Kart	TD Official Racing Team	12	11:41.748	25.608	55.665	87,955	24	
25	344	Luis AGUIAR CARDOSO	PRT	KR	Vdk	12	11:42.057	25.917	55.908	87,572	25	
26	324	Livia SAMSON	NLD	Falcon	Falcon racing team	12	11:42.190	26.050	55.982	87,457	26	
27	325	Quentin DAPOIGNY	FRA	Kosmic	Privateer	12	11:42.283	26.143	55.619	88,027	27	
28	287	Rinse VOS	NLD	Kosmic	Fusion Motorsport Beneli	12	11:42.600	26.460	55.905	87,577	28	5 sec
29	266	Tyron KINARD	BEL	Tony-Kart	Tys Racing	12	11:42.699	26.559	55.888	87,604	29	10 sec
30	286	Ruby VERLINDEN	BEL	Kosmic	EGP Racing Team	12	11:43.481	27.341	56.458	86,719	30	
31	253	Dinand DE VOS	BEL	KR	Privateer	12	11:45.591	29.451	56.101	87,271	31	
32	246	Mattéo VAN DE KERCHOVE	BEL	KR	Vdk	12	11:47.076	30.936	55.948	87,510	32	5 sec
33	376	Maxim HAROUTOUNIAN	NLD	Falcon	Falcon racing team	12	11:49.209	33.069	55.782	87,770	33	10 sec
34	345	Sofia ZANFARI	MAR	KR	Victory Lane	3	3:05.593	9 Laps	57.600	85,000	34	
35	330	Illiano COUTURE	FRA	Kosmic	CG Racing	2	2:17.448	10 Laps	1:02.554	78,268	35	

Announcements

These results are provisional until the conclusion of any judicial and technical matters!

#374,341,266,258,376,347,355,287,246 front fairing / 5 sec TP

#376 causing a colission / 5 sec time penalty

#281 leaving corridor 2 wheels / time penalty 3 sec

#341 pushing / 5 sec time penalty

#266 run off area / 5 sec time penalty

Margin of Victory	Ø km/h	Best Lap Tm	km/h	Best Lap by
0.857	86,893	55.059	88,923	258 - Aaron FERRAZZANO

Official Timing www.mwraceconsulting.com
Orbits

Timekeeping Meik Wagner:



Clerk of the course Thomas Lainer:

www.mylaps.com

Steward (Chairman) Wim Cools:

Chief Scrutineer Liam van de Wouwer:

Licensed to: MW Racec Consulting

Printed: 16.08.2024 19:24:00

posted at:

h

IAME Series Benelux Round 4 Genk**X30 Senior****Genk 1,360 Km****Heat 9 B-G****16.08.2024 16:30****Race (10:00 and 1 Laps) started at 17:24:23**

Lap	Time of Day	Lap Tm	Diff	S1 Tm	S2 Tm	S3 Tm	Lap	Time of Day	Lap Tm	Diff	S1 Tm	S2 Tm	S3 Tm	
(265) Alessandro TUDISCA							9	17:32:56.652	55.381			22.272	16.425	16.684
1	17:25:21.732	57.878	+2.735	23.818	17.055	17.005	10	17:33:52.114	55.462	+0.081	22.272	16.492	16.698	
2	17:26:17.731	55.999	+0.856	22.543	16.644	16.812	11	17:34:47.721	55.607	+0.226	22.304	16.599	16.704	
3	17:27:17.254	59.523	+4.380	22.993	18.414	18.116	12	17:35:44.431	56.710	+1.329	22.796	17.059	16.855	
4	17:28:15.156	57.902	+2.759	23.446	17.145	17.311	(222) Alexi CONSTANT(R)							
5	17:29:11.388	56.232	+1.089	22.718	16.679	16.835	1	17:25:26.184	1:01.944	+6.584	25.466	18.108	18.370	
6	17:30:06.833	55.445	+0.302	22.293	16.474	16.678	2	17:26:23.166	56.982	+1.622	23.125	16.922	16.935	
7	17:31:02.087	55.254	+0.111	22.198	16.410	16.646	3	17:27:20.616	57.450	+2.090	22.771	17.200	17.479	
8	17:31:57.230	55.143		22.139	16.383	16.621	4	17:28:17.567	56.951	+1.591	23.230	16.807	16.914	
9	17:32:52.428	55.198	+0.055	22.128	16.404	16.666	5	17:29:14.089	56.522	+1.162	22.467	16.870	17.185	
10	17:33:47.738	55.310	+0.167	22.254	16.416	16.640	6	17:30:09.922	55.833	+0.473	22.447	16.621	16.765	
11	17:34:43.909	56.171	+1.028	22.366	16.931	16.874	7	17:31:05.586	55.664	+0.304	22.284	16.613	16.767	
12	17:35:39.994	56.085	+0.942	22.455	16.643	16.987	8	17:32:01.209	55.623	+0.263	22.321	16.551	16.751	
(289) Otto PYYKÖNEN							9	17:32:57.557	56.348	+0.988	22.718	16.894	16.736	
1	17:25:23.057	58.959	+3.648	24.581	17.153	17.225	10	17:33:52.917	55.360		22.209	16.474	16.677	
2	17:26:19.397	56.340	+1.029	22.729	16.693	16.918	11	17:34:48.471	55.554	+0.194	22.240	16.592	16.722	
3	17:27:17.559	58.162	+2.851	22.626	17.524	18.012	12	17:35:44.582	56.111	+0.751	22.343	16.887	16.881	
4	17:28:15.099	57.540	+2.229	23.331	17.074	17.135	(249) Riemer BLONK							
5	17:29:11.329	56.230	+0.919	22.590	16.763	16.877	1	17:25:26.412	1:02.447	+7.152	25.277	18.385	18.785	
6	17:30:07.413	56.084	+0.773	22.656	16.617	16.811	2	17:26:25.618	59.206	+3.911	25.000	17.136	17.070	
7	17:31:02.901	55.488	+0.177	22.283	16.515	16.690	3	17:27:21.883	56.265	+0.970	22.578	16.717	16.970	
8	17:31:58.352	55.451	+0.140	22.243	16.461	16.747	4	17:28:19.469	57.586	+2.291	23.133	17.166	17.287	
9	17:32:53.747	55.395	+0.084	22.202	16.442	16.751	5	17:29:15.503	56.034	+0.739	22.598	16.608	16.828	
10	17:33:49.058	55.311		22.223	16.415	16.673	6	17:30:11.840	56.337	+1.042	22.384	16.946	17.007	
11	17:34:44.865	55.807	+0.496	22.396	16.583	16.828	7	17:31:07.326	55.486	+0.191	22.342	16.465	16.679	
12	17:35:40.851	55.986	+0.675	22.422	16.601	16.963	8	17:32:02.621	55.295		22.225	16.472	16.598	
(375) Marc LO PICCOLO							9	17:32:58.191	55.570		22.413	16.500	16.657	
1	17:25:22.116	58.182	+2.789	24.097	17.032	17.053	10	17:33:53.837	55.646	+0.351	22.294	16.567	16.785	
2	17:26:18.269	56.153	+0.760	22.610	16.666	16.877	11	17:34:49.277	55.440	+0.145	22.316	16.423	16.701	
3	17:27:17.754	59.485	+4.092	22.951	18.115	18.419	12	17:35:45.020	55.743	+0.448	22.441	16.534	16.768	
4	17:28:15.376	57.622	+2.229	23.364	17.161	17.097	(374) Fionn MC LAUGHLIN							
5	17:29:11.676	56.300	+0.907	22.742	16.728	16.830	1	17:25:22.483	58.468	+3.149	24.249	17.074	17.145	
6	17:30:07.567	55.891	+0.498	22.528	16.624	16.739	2	17:26:18.616	56.133	+0.814	22.669	16.714	16.750	
7	17:31:03.180	55.613	+0.220	22.372	16.556	16.685	3	17:27:17.418	58.802	+3.483	22.779	18.073	17.950	
8	17:31:58.573	55.393		22.292	16.441	16.660	4	17:28:14.429	57.011	+1.692	23.190	16.922	16.899	
9	17:32:54.030	55.457	+0.064	22.389	16.424	16.644	5	17:29:10.245	55.816	+0.497	22.441	16.609	16.766	
10	17:33:49.591	55.561	+0.168	22.349	16.491	16.721	6	17:30:06.045	55.800	+0.481	22.441	16.681	16.678	
11	17:34:45.410	55.819	+0.426	22.390	16.600	16.829	7	17:31:01.415	55.370	+0.051	22.278	16.452	16.640	
12	17:35:41.293	55.883	+0.490	22.437	16.582	16.864	8	17:31:56.866	55.451	+0.132	22.267	16.525	16.659	
(236) Matthias VANDEKERCKHOVE							9	17:32:52.185	55.319		22.195	16.462	16.662	
1	17:25:25.500	1:01.360	+6.083	25.203	18.197	17.960	10	17:33:47.530	55.345	+0.026	22.191	16.500	16.654	
2	17:26:22.410	56.910	+1.633	23.030	16.994	16.886	11	17:34:44.019	56.489	+1.170	22.765	16.910	16.814	
3	17:27:20.203	57.793	+2.516	22.785	17.463	17.545	12	17:35:40.066	56.047	+0.728	22.516	16.658	16.873	
4	17:28:18.889	58.686	+3.409	24.579	17.141	16.966	(294) Georges NASSAR							
5	17:29:14.828	55.939	+0.662	22.498	16.718	16.723	1	17:25:26.619	1:02.430	+7.111	26.050	18.404	17.976	
6	17:30:10.822	55.994	+0.717	22.774	16.590	16.630	2	17:26:24.702	58.083	+2.764	23.900	17.201	16.982	
7	17:31:06.217	55.395	+0.118	22.238	16.524	16.633	3	17:27:21.344	56.642	+1.323	22.647	16.914	17.081	
8	17:32:01.494	55.277		22.150	16.499	16.628	4	17:28:19.535	58.191	+2.872	23.581	17.175	17.435	
9	17:32:57.218	55.724	+0.447	22.525	16.631	16.568	5	17:29:15.830	56.295	+0.976	22.763	16.760	16.772	
10	17:33:52.515	55.297	+0.020	22.207	16.492	16.598	6	17:30:12.214	56.384	+1.065	22.332	16.803	17.249	
11	17:34:47.995	55.480	+0.203	22.255	16.580	16.645	7	17:31:07.832	55.618	+0.299	22.357	16.634	16.627	
12	17:35:44.368	56.373	+1.096	22.426	17.023	16.924	8	17:32:03.151	55.319		22.201	16.519	16.599	
(302) Lauritz SACHSE							9	17:32:58.641	55.490	+0.171	22.208	16.674	16.608	
1	17:25:26.309	1:02.259	+6.878	26.079	18.331	17.849	10	17:33:54.193	55.552	+0.233	22.193	16.538	16.821	
2	17:26:23.555	57.246	+1.865	23.277	16.995	16.974	11	17:34:49.677	55.484	+0.165	22.267	16.513	16.704	
3	17:27:20.550	56.995	+1.614	22.782	17.029	17.184	12	17:35:45.332	55.655	+0.336	22.254	16.646	16.755	
4	17:28:17.231	56.681	+1.300	22.778	16.861	17.042	(367) Ruben MOYA							
5	17:29:14.150	56.919	+1.538	22.655	17.077	17.187	1	17:25:28.803	1:02.698	+7.365	26.210	18.630	17.858	
6	17:30:10.091	55.941	+0.560	22.583	16.629	16.729	2	17:26:28.253	59.450	+4.117	23.566	18.018	17.866	
7	17:31:05.724	55.633	+0.252	22.316	16.577	16.740	3	17:27:24.879	56.626	+1.293	22.708	16.936	16.982	
8	17:32:01.271	55.547	+0.166	22.269	16.532	16.746	4	17:28:20.949	56.070	+0.737	22.584	16.643	16.843	

IAME Series Benelux Round 4 Genk

X30 Senior

Genk 1,360 Km

Heat 9 B-G

16.08.2024 16:30

Race (10:00 and 1 Laps) started at 17:24:23

Table with 15 columns: Lap, Time of Day, Lap Tm, Diff, S1 Tm, S2 Tm, S3 Tm. It lists race results for drivers (241) Mirco WOUTERS, (280) Joep MULLER, (397) Beau HEIJMANS, (281) Maxime BLANCHEMAIN, (334) Suleiman ZANFARI, (308) Louka MOULARD(R), (275) Jack NETTLESHIP, (342) Cathal CLARK, and (258) Aaron FERRAZZANO.



IAME Series Benelux Round 4 Genk

X30 Senior

Genk 1,360 Km

Heat 9 B-G

16.08.2024 16:30

Race (10:00 and 1 Laps) started at 17:24:23

Lap	Time of Day	Lap Tm	Diff	S1 Tm	S2 Tm	S3 Tm	Lap	Time of Day	Lap Tm	Diff	S1 Tm	S2 Tm	S3 Tm
11	17:34:53.848	58.534	+3.475	23.324	17.264	17.946	7	17:31:14.965	56.854	+1.189	22.354	17.386	17.114
12	17:35:49.946	56.098	+1.039	22.615	16.594	16.889	8	17:32:12.751	57.786	+2.121	23.279	17.555	16.952
(347) Maximiliano RADECK DA SILVA							9	17:33:09.282	56.531	+0.866	22.420	16.703	17.408
1	17:25:29.568	1:04.722	+9.244	27.220	19.361	18.141	10	17:34:08.524	59.242	+3.577	22.961	17.319	18.962
2	17:26:30.282	1:00.714	+5.236	24.004	19.000	17.710	11	17:35:06.751	58.227	+2.562	23.994	17.223	17.010
3	17:27:27.195	56.913	+1.435	22.891	16.977	17.045	12	17:36:05.602	58.851	+3.186	23.197	17.443	18.211
4	17:28:23.523	56.328	+0.850	22.671	16.751	16.906	(344) Luis AGUIAR CARDOSO						
5	17:29:19.219	55.696	+0.218	22.346	16.513	16.837	1	17:25:31.210	1:05.441	+9.533	27.318	19.743	18.380
6	17:30:15.061	55.842	+0.364	22.316	16.572	16.954	2	17:26:32.438	1:01.228	+5.320	23.987	18.763	18.478
7	17:31:11.986	56.925	+1.447	22.932	17.192	16.801	3	17:27:30.769	58.331	+2.423	24.047	17.186	17.098
8	17:32:07.464	55.478		22.247	16.526	16.705	4	17:28:29.057	58.288	+2.380	22.940	17.126	18.222
9	17:33:03.433	55.969	+0.491	22.238	16.601	17.130	5	17:29:26.097	57.040	+1.132	23.270	16.853	16.917
10	17:33:59.182	55.749	+0.271	22.420	16.628	16.701	6	17:30:22.376	56.279	+0.371	22.629	16.700	16.950
11	17:34:54.942	55.760	+0.282	22.215	16.748	16.797	7	17:31:18.404	56.028	+0.120	22.461	16.633	16.934
12	17:35:52.517	57.575	+2.097	23.007	17.292	17.276	8	17:32:14.419	56.015	+0.107	22.595	16.625	16.795
(341) Casper NORMANN							9	17:33:10.327	55.908		22.440	16.591	16.877
1	17:25:29.642	1:04.698	+9.077	27.488	19.292	17.918	10	17:34:08.364	58.037	+2.129	23.049	17.050	17.938
2	17:26:28.945	59.303	+3.682	23.686	17.764	17.853	11	17:35:06.617	58.253	+2.345	23.444	17.183	17.626
3	17:27:26.437	57.492	+1.871	23.229	17.184	17.079	12	17:36:05.911	59.294	+3.386	23.147	17.373	18.774
4	17:28:22.796	56.359	+0.738	22.868	16.637	16.854	(324) Livia SAMSON						
5	17:29:18.613	55.817	+0.196	22.494	16.531	16.792	1	17:25:31.014	1:04.955	+8.973	26.998	19.638	18.319
6	17:30:14.921	56.308	+0.687	22.424	16.553	17.331	2	17:26:32.537	1:01.523	+5.541	24.270	18.743	18.510
7	17:31:11.107	56.186	+0.565	22.763	16.581	16.842	3	17:27:31.457	58.920	+2.938	24.135	17.409	17.376
8	17:32:06.902	55.795	+0.174	22.392	16.523	16.880	4	17:28:29.541	58.084	+2.102	22.687	17.062	18.335
9	17:33:02.523	55.621		22.357	16.494	16.770	5	17:29:26.302	56.761	+0.779	22.851	16.927	16.983
10	17:33:58.223	55.700	+0.079	22.407	16.492	16.801	6	17:30:22.516	56.214	+0.232	22.512	16.737	16.965
11	17:34:54.204	55.981	+0.360	22.472	16.558	16.951	7	17:31:18.632	56.116	+0.134	22.516	16.729	16.871
12	17:35:50.286	56.082	+0.461	22.801	16.494	16.787	8	17:32:14.756	56.124	+0.142	22.497	16.719	16.908
(322) Sky DEFOURNY							9	17:33:10.738	55.982		22.443	16.684	16.855
1	17:25:29.223	1:03.680	+7.945	26.658	18.740	18.282	10	17:34:08.905	58.167	+2.185	23.037	17.011	18.119
2	17:26:31.041	1:01.818	+6.083	23.642	20.160	18.016	11	17:35:06.664	57.759	+1.777	23.418	16.963	17.378
3	17:27:28.614	57.573	+1.838	23.058	17.165	17.350	12	17:36:06.044	59.380	+3.398	23.624	17.419	18.337
4	17:28:28.738	1:00.124	+4.389	24.085	17.834	18.205	(325) Quentin DAPOIGNY						
5	17:29:25.131	56.393	+0.658	22.798	16.707	16.888	1	17:25:32.773	1:03.916	+8.297	26.335	19.469	18.112
6	17:30:21.091	55.960	+0.225	22.525	16.663	16.772	2	17:26:35.301	1:06.528	+10.909	23.832	24.667	18.029
7	17:31:16.826	55.735		22.375	16.583	16.777	3	17:27:32.465	57.164	+1.545	23.126	16.991	17.047
8	17:32:13.098	56.272	+0.537	22.342	16.970	16.960	4	17:28:29.082	56.617	+0.998	22.693	16.835	17.089
9	17:33:09.613	56.515	+0.780	22.306	16.610	17.599	5	17:29:25.688	56.606	+0.987	22.993	16.744	16.869
10	17:34:06.700	57.087	+1.352	23.020	17.123	16.944	6	17:30:21.307	55.619		22.330	16.551	16.738
11	17:35:02.871	56.171	+0.436	22.619	16.661	16.891	7	17:31:17.038	55.731	+0.112	22.361	16.661	16.709
12	17:36:00.349	57.478	+1.743	22.754	17.267	17.457	8	17:32:13.526	56.488	+0.869	22.351	17.067	17.070
(355) Alessandro BIGI							9	17:33:09.776	56.250	+0.631	22.295	16.621	17.334
1	17:25:30.959	1:05.310	+9.536	27.087	19.390	18.833	10	17:34:11.591	1:01.815	+6.196	27.766	17.113	16.936
2	17:26:32.047	1:01.088	+5.314	24.000	18.915	18.173	11	17:35:07.863	56.272	+0.653	22.573	16.805	16.894
3	17:27:30.168	58.121	+2.347	23.903	17.223	16.995	12	17:36:06.137	58.274	+2.655	22.669	17.220	18.385
4	17:28:27.696	57.528	+1.754	22.644	17.595	17.289	(287) Rinse VOS						
5	17:29:23.931	56.235	+0.461	22.626	16.675	16.934	1	17:25:30.890	1:05.379	+9.474	26.998	20.111	18.270
6	17:30:19.705	55.774		22.376	16.613	16.785	2	17:26:31.963	1:01.073	+5.168	23.921	19.020	18.132
7	17:31:15.566	55.861	+0.087	22.287	16.712	16.862	3	17:27:31.327	59.364	+3.459	24.618	17.442	17.304
8	17:32:13.168	57.602	+1.828	22.884	17.571	17.147	4	17:28:28.913	57.586	+1.681	22.747	16.931	17.908
9	17:33:09.507	56.339	+0.565	22.428	16.662	17.249	5	17:29:25.749	56.836	+0.931	23.092	16.680	17.064
10	17:34:07.249	57.742	+1.968	22.796	17.584	17.362	6	17:30:22.104	56.355	+0.450	22.743	16.685	16.927
11	17:35:03.140	55.891	+0.117	22.412	16.614	16.865	7	17:31:18.203	56.099	+0.194	22.547	16.677	16.875
12	17:36:00.365	57.225	+1.451	22.560	17.275	17.390	8	17:32:14.247	56.044	+0.139	22.493	16.705	16.846
(279) Siebe PAGNAER							9	17:33:10.152	55.905		22.424	16.640	16.841
1	17:25:30.603	1:05.128	+9.463	26.829	19.565	18.734	10	17:34:08.286	58.134	+2.229	23.054	17.029	18.051
2	17:26:31.669	1:01.066	+5.401	23.818	18.992	18.256	11	17:35:05.068	56.782	+0.877	23.018	16.715	17.049
3	17:27:28.729	57.060	+1.395	23.061	16.932	17.067	12	17:36:01.454	56.386	+0.481	22.660	16.732	16.994
4	17:28:26.533	57.804	+2.139	23.519	17.345	16.940	(266) Tyron KINARD						
5	17:29:22.446	55.913	+0.248	22.519	16.624	16.770	1	17:25:27.394	1:02.912	+7.024	26.551	18.620	17.741
6	17:30:18.111	55.665		22.378	16.572	16.715	2	17:26:26.978	59.584	+3.696	24.372	18.055	17.157

IAME Series Benelux Round 4 Genk

X30 Senior

Genk 1,360 Km

Heat 9 B-G

16.08.2024 16:30

Race (10:00 and 1 Laps) started at 17:24:23

Lap	Time of Day	Lap Tm	Diff	S1 Tm	S2 Tm	S3 Tm	Lap	Time of Day	Lap Tm	Diff	S1 Tm	S2 Tm	S3 Tm
3	17:27:23.540	56.562	+0.674	22.659	16.886	17.017							
4	17:28:19.845	56.305	+0.417	22.548	16.765	16.992							
5	17:29:16.451	56.606	+0.718	22.949	16.742	16.915							
6	17:30:14.980	58.529	+2.641	23.047	17.578	17.904							
7	17:31:15.181	1:00.201	+4.313	23.130	19.760	17.311							
8	17:32:12.291	57.110	+1.222	23.047	17.172	16.891							
9	17:33:08.236	55.945	+0.057	22.386	16.707	16.852							
10	17:34:04.124	55.888		22.408	16.585	16.895							
11	17:35:00.388	56.264	+0.376	22.553	16.641	17.070							
12	17:35:56.553	56.165	+0.277	22.492	16.623	17.050							
<hr/>													
(345) Sofia ZANFARI													
1	17:25:30.784	1:04.957	+7.357					17:25:30.784	1:04.957	+7.357	27.128	19.288	18.541
2	17:26:31.847	1:01.063	+3.463					17:26:31.847	1:01.063	+3.463	23.833	18.866	18.364
3	17:27:29.447	57.600						17:27:29.447	57.600		23.436	17.114	17.050
<hr/>													
(330) Illiano COUTURE													
1	17:25:26.917	1:02.554						17:25:26.917	1:02.554		26.265	18.404	17.885
2	17:26:41.302	1:14.385	+11.831					17:26:41.302	1:14.385	+11.831	35.998	19.881	18.506

(286) Ruby VERLINDEN

1	17:25:29.342	1:03.766	+7.308	26.919	18.686	18.161
2	17:26:30.729	1:01.387	+4.929	23.709	19.681	17.997
3	17:27:28.582	57.853	+1.395	22.969	17.353	17.531
4	17:28:31.516	1:02.934	+6.476	23.702	17.506	21.726
5	17:29:30.195	58.679	+2.221	24.002	17.379	17.298
6	17:30:26.793	56.598	+0.140	22.625	16.878	17.095
7	17:31:23.577	56.784	+0.326	22.539	16.969	17.276
8	17:32:20.228	56.651	+0.193	22.698	16.894	17.059
9	17:33:16.703	56.475	+0.017	22.509	16.856	17.110
10	17:34:13.161	56.458		22.561	16.867	17.030
11	17:35:10.138	56.977	+0.519	22.816	16.991	17.170
12	17:36:07.335	57.197	+0.739	22.707	16.944	17.546

(253) Dinand DE VOS

1	17:25:30.511	1:05.405	+9.304	27.493	19.354	18.558
2	17:26:30.947	1:00.436	+4.335	23.689	18.855	17.892
3	17:27:28.480	57.533	+1.432	22.921	17.310	17.302
4	17:28:25.199	56.719	+0.618	22.837	16.926	16.956
5	17:29:21.414	56.215	+0.114	22.663	16.642	16.910
6	17:30:17.515	56.101		22.588	16.692	16.821
7	17:31:15.024	57.509	+1.408	22.567	17.637	17.305
8	17:32:12.508	57.484	+1.383	23.274	17.354	16.856
9	17:33:09.392	56.884	+0.783	22.433	17.103	17.348
10	17:34:08.248	58.856	+2.755	23.046	17.189	18.621
11	17:35:06.424	58.176	+2.075	23.422	17.229	17.525
12	17:36:09.445	1:03.021	+6.920	23.236	17.350	22.435

(246) Mattéo VAN DE KERCHOVE

1	17:25:29.991	1:04.674	+8.726	26.824	19.453	18.397
2	17:26:31.743	1:01.752	+5.804	23.839	19.362	18.551
3	17:27:29.951	58.208	+2.260	23.941	17.160	17.107
4	17:28:28.111	58.160	+2.212	22.946	17.782	17.432
5	17:29:24.523	56.412	+0.464	22.678	16.861	16.873
6	17:30:20.486	55.963	+0.015	22.414	16.709	16.840
7	17:31:16.567	56.081	+0.133	22.412	16.857	16.812
8	17:32:13.892	57.325	+1.377	22.388	17.395	17.542
9	17:33:09.840	55.948		22.445	16.681	16.822
10	17:34:08.488	58.648	+2.700	23.787	17.068	17.793
11	17:35:06.942	58.454	+2.506	24.216	17.226	17.012
12	17:36:05.930	58.988	+3.040	23.268	17.265	18.455

(376) Maxim HAROUTOUNIAN

1	17:25:27.104	1:02.493	+6.711	26.362	18.370	17.761
2	17:26:38.463	1:11.359	+15.577	35.528	18.223	17.608
3	17:27:35.934	57.471	+1.689	23.268	17.109	17.094
4	17:28:32.402	56.468	+0.686	22.709	16.829	16.930
5	17:29:29.062	56.660	+0.878	23.044	16.837	16.779
6	17:30:25.114	56.052	+0.270	22.593	16.700	16.759
7	17:31:20.993	55.879	+0.097	22.483	16.611	16.785
8	17:32:16.802	55.809	+0.027	22.442	16.588	16.779
9	17:33:12.584	55.782		22.398	16.611	16.773
10	17:34:08.792	56.208	+0.426	22.487	16.676	17.045
11	17:35:06.506	57.714	+1.932	23.440	16.994	17.280
12	17:36:03.063	56.557	+0.775	22.787	16.837	16.933



IAME Series Benelux Round 4 Genk

Lapchart

X30 Senior

Genk 1,360 Km

Heat 9 B-G

16.08.2024 16:30

Race (10:00 and 1 Laps) started at 17:24:23

Competitors	Laps												
	0	1	2	3	4	5	6	7	8	9	10	11	12
Alessandro TUDISCA (265)	1	265	265	265	265	374	374	374	374	374	374	265	265
Marc LO PICCOLO (375)	2	375	375	375	374	289	289	265	265	265	265	374	374
Riemer BLONK (249)	3	249	374	374	289	265	265	289	289	289	289	289	289
Fionn MC LAUGHLIN (374)	4	374	289	289	375	375	375	375	375	375	375	375	375
Lauritz SACHSE (302)	5	302	236	236	236	302	222	222	222	222	302	302	236
Otto PYYKÖNEN (289)	6	289	241	241	302	222	302	302	302	302	236	236	302
Matthias VANDEKERCKHOVE (236)	7	236	222	222	222	281	397	397	236	236	222	222	222
Georges NASSAR (294)	8	294	302	302	241	241	241	236	397	397	281	249	249
Alexi CONSTANT(R) (222)	9	222	249	281	281	397	281	281	281	281	249	294	294
Maxime BLANCHEMAIN (281)	10	281	281	294	294	236	236	249	249	249	397	397	367
Illiano COUTURE (330)	11	330	294	397	397	249	249	241	294	294	294	281	241
Mirco WOUTERS (241)	12	241	330	249	249	294	294	294	241	241	241	241	281
Beau HEIJMANS (397)	13	397	397	280	280	280	280	280	308	367	367	367	280
Tyron KINARD (266)	14	266	376	266	266	266	266	308	367	308	258	258	258
Joep MULLER (280)	15	280	266	342	342	308	308	367	280	258	280	308	397
Maxim HAROUTOUNIAN (376)	16	376	280	308	308	367	367	258	258	280	308	275	275
Suleiman ZANFARI (334)	17	334	342	367	367	342	342	275	275	275	275	280	308
Cathal CLARK (342)	18	342	275	334	275	275	275	342	342	342	342	341	308
Jack NETTLESHIP (275)	19	275	334	275	334	258	258	334	341	341	341	342	275
Maximiliano RADECK DA SILVA (347)	20	347	308	258	258	334	334	341	347	347	334	334	342
Quentin DAPOIGNY (325)	21	325	325	341	341	341	341	266	334	334	347	347	347
Casper NORMANN (341)	22	341	367	347	347	347	347	347	279	266	266	266	266
Louka MOULARD(R) (308)	23	308	322	286	253	253	253	253	253	253	279	322	322
Aaron FERRAZZANO (258)	24	258	258	253	286	279	279	279	266	279	253	355	355
Dinand DE VOS (253)	25	253	286	322	322	355	355	355	355	322	355	253	287
Mattéo VAN DE KERCHOVE (246)	26	246	347	279	279	246	246	246	246	355	322	287	253
Siebe PAGNAER (279)	27	279	341	246	345	322	322	322	322	325	325	344	376
Rinse VOS (287)	28	287	246	345	246	287	325	325	325	246	246	246	344
Sky DEFOURNY (322)	29	322	253	287	355	344	287	287	287	287	287	279	324
Ruby VERLINDEN (286)	30	286	279	355	344	325	344	344	344	344	344	376	279
Alessandro BIGI (355)	31	355	345	344	287	324	324	324	324	324	324	324	246
Luis AGUIAR CARDOSO (344)	32	344	287	324	324	286	376	376	376	376	376	325	325
Sofia ZANFARI (345)	33	345	355	325	325	376	286	286	286	286	286	286	253
Livia SAMSON (324)	34	324	324	376	376								
Ruben MOYA (367)	35	367	344	330									

IAME Series Benelux Round 4 Genk
X30 Senior
Genk 1,360 Km
Heat 10 C-E
16.08.2024 17:30
Race (10:00 and 1 Laps) started at 18:23:13

Pos	No.	Name	Nat	Chassis	Raceteam	Laps	Total Tm	Diff	Best Tm	km/h	Points	Commer
1	216	Victor LOUIS	BEL	Kosmic	Rsd Karting	11	11:03.803		55.830	87,695	0	
2	346	Daan STEENMAN	NLD	Mad Croc	KCR-Racing	11	11:04.663	0.860	55.722	87,865	2	
3	288	Tristan KROONE	NLD	TD Kart	Privateer	11	11:04.830	1.027	55.677	87,936	3	
4	357	Roxanne LANTINGA(R)	NLD	Tony-Kart	Lantinga Racing	11	11:05.499	1.696	55.542	88,150	4	
5	264	Max STORM	NLD	Kosmic	Fusion Motorsport Benel	11	11:07.340	3.537	55.733	87,847	5	
6	255	Julian KAMEN	NLD	KR	KBK COMPETITION	11	11:11.722	7.919	56.365	86,862	6	
7	247	Sem VAN DER HEIJDEN(R)	NLD	Croc Promotio	KCR-Racing	11	11:12.194	8.391	55.413	88,355	7	5 sec
8	202	Taiyo VLIEGEN(R)	THA	Falcon	Falcon racing team	11	11:13.972	10.169	55.655	87,971	8	
9	385	Vilmer SVAHN	SWE	Croc Promotio	Croc Promotion	11	11:14.491	10.688	56.123	87,237	9	
10	238	Enzo MENENDEZ	FRA	RedSpeed	Renaux Racing Team	11	11:15.219	11.416	56.659	86,412	10	
11	257	Hugo BESSON	FRA	KR	Vdk	11	11:15.369	11.566	55.703	87,895	11	
12	339	Lewis MACKIE	GBR	Tony-Kart	EGP Racing Team	11	11:15.727	11.924	56.107	87,262	12	5 sec
13	225	Koen DE ROOIJ	NLD	Exprit	wjs racing	11	11:16.126	12.323	55.959	87,493	13	
14	261	Thibauld GELADE	BEL	Alonso Kart By	GEPA RACING	11	11:16.168	12.365	55.888	87,604	14	
15	240	Luke TAYLOR	GBR	Lando Norris	Premium Karting	11	11:16.573	12.770	56.015	87,405	15	
16	398	Lluis TORT MAS	ESP	Gillard	AUTO CLUB RC2 VALLÈS	11	11:16.661	12.858	56.326	86,923	16	
17	285	Roberto BAAS	BEL	Exprit	wjs racing	11	11:16.762	12.959	56.022	87,394	17	
18	284	Mika VOS	NLD	Kosmic	Fusion Motorsport Benel	11	11:17.174	13.371	55.768	87,792	18	5 sec
19	293	Dennis BOUMAN	NLD	Exprit	wjs racing	11	11:17.391	13.588	56.130	87,226	19	
20	340	Thibau WIJERS	NLD	CRG	DFK	11	11:17.962	14.159	56.356	86,876	20	
21	214	Yanis BOUILLEZ	BEL	Kosmic	PJM	11	11:18.904	15.101	56.132	87,223	21	5 sec
22	307	Andrea PIROVANO	ITA	TB Kart	TBKART	11	11:19.320	15.517	56.218	87,090	22	
23	215	Esteban WALGRAEVE	BEL	Kosmic	Rsd Karting	11	11:19.464	15.661	56.724	86,313	23	
24	254	Conor GRANT	IRL	KR	Victory Lane	11	11:19.548	15.745	55.783	87,769	24	5 sec
25	224	Angelo MELI	BEL	Tony-Kart	EGP Racing Team	11	11:19.676	15.873	55.761	87,803	25	5 sec
26	208	Ellie DAX(R)	LUX	Kosmic	CG Racing	11	11:24.405	20.602	56.620	86,471	26	5 sec
27	303	Christopher BINGHAM	GBR	Gillard	S8 Racing	11	11:24.411	20.608	56.894	86,055	27	5 sec
28	297	Luis ESSER	DEU	Tony-Kart	Privateer	11	11:27.109	23.306	56.251	87,038	28	5 sec
29	262	Roan VAN DE KERKHOF	NLD	Formula K	Scuderia 24/7	11	11:40.249	36.446	57.037	85,839	29	10 sec
30	270	Thomas VAN VLIET(R)	NLD	Kosmic	Rsd Karting	8	8:25.176	3 Laps	57.339	85,387	30	
31	274	Miguel SILVA	PRT	Pantano	PANTANO RACING TEAM	4	4:35.772	7 Laps	1:02.115	78,822	31	
32	204	Emmilio VANOVERBERGHE	BEL	Tony-Kart	EGP Racing Team	1	1:06.232	10 Laps	1:04.678	75,698	32	
33	384	Victor AEGERTER	FRA	Croc Promotio	Croc Promotion	1	1:06.685	10 Laps	1:05.067	75,246	33	
34	223	Wesley DE GOEIJ	NLD	Croc Promotio	KCR-Racing					-	34	

Not classified

DSQ	354	Charly GLUME	BEL	Lando Norris	Eurokarting	11	11:32.450	DSQ	55.774	87,783	38	15 sec
-----	-----	--------------	-----	--------------	-------------	----	-----------	-----	--------	--------	----	--------

Announcements

These results are provisional until the conclusion of any judicial and technical matters!

#247,339,254,284,214,354,303,208,297,262 front fairing / 5 sec TP

#262 + 354 causing a colission / 5 sec time penalty

#354 + 224 run off area / 5 sec time penalty

354 causing a colission / disqualified

Margin of Victory	Ø km/h	Best Lap Tm	km/h	Best Lap by
0.860	81,133	55.413	88,355	247 - Sem VAN DER HEIJDEN(R)

Official Timing www.mwraceconsulting.com
Orbits

Timekeeping Meik Wagner:



Clerk of the course Thomas Lainer:

www.mylaps.com

Steward (Chairman) Wim Cools:

Chief Scrutineer Liam van de Wouwer:

Licensed to: MW Racec Consulting

Printed: 16.08.2024 20:01:36

posted at:

h

IAME Series Benelux Round 4 Genk

X30 Senior

Genk 1,360 Km

Heat 10 C-E

16.08.2024 17:30

Race (10:00 and 1 Laps) started at 18:23:13

Lap	Time of Day	Lap Tm	Diff	S1 Tm	S2 Tm	S3 Tm
(216) Victor LOUIS						
1	18:24:12.374	58.626	+2.796	24.007	17.164	17.455
2	18:25:09.024	56.650	+0.820	22.841	16.847	16.962
3	18:26:24.478	1:15.454	+19.624	28.342	22.777	24.335
4	18:27:43.808	1:19.330	+23.500	30.043	22.227	27.060
5	18:28:41.400	57.592	+1.762	23.448	16.946	17.198
6	18:29:37.699	56.299	+0.469	22.708	16.749	16.842
7	18:30:33.790	56.091	+0.261	22.527	16.754	16.810
8	18:31:29.680	55.890	+0.060	22.525	16.628	16.737
9	18:32:25.510	55.830		22.441	16.625	16.764
10	18:33:21.360	55.850	+0.020	22.407	16.644	16.799
11	18:34:17.551	56.191	+0.361	22.535	16.693	16.963

(346) Daan STEENMAN						
1	18:24:13.020	58.916	+3.194	24.506	17.312	17.098
2	18:25:09.408	56.388	+0.666	22.737	16.758	16.893
3	18:26:24.675	1:15.267	+19.545	28.328	23.239	23.700
4	18:27:43.880	1:19.205	+23.483	30.070	22.260	26.875
5	18:28:41.326	57.446	+1.724	23.523	16.862	17.061
6	18:29:38.946	57.620	+1.898	23.312	17.366	16.942
7	18:30:34.990	56.044	+0.322	22.594	16.600	16.850
8	18:31:30.849	55.859	+0.137	22.498	16.554	16.807
9	18:32:26.605	55.756	+0.034	22.415	16.553	16.788
10	18:33:22.689	56.084	+0.362	22.683	16.626	16.775
11	18:34:18.411	55.722		22.385	16.546	16.791

(288) Tristan KROONE						
1	18:24:12.190	58.363	+2.686	24.084	17.058	17.221
2	18:25:08.763	56.573	+0.896	22.644	16.900	17.029
3	18:26:24.312	1:15.549	+19.872	27.956	22.633	24.960
4	18:27:43.617	1:19.305	+23.628	29.626	22.315	27.364
5	18:28:41.524	57.907	+2.230	24.066	16.917	16.924
6	18:29:38.776	57.252	+1.575	23.208	17.146	16.898
7	18:30:35.185	56.409	+0.732	22.834	16.726	16.849
8	18:31:31.026	55.841	+0.164	22.399	16.692	16.750
9	18:32:26.703	55.677		22.353	16.699	16.625
10	18:33:22.568	55.865	+0.188	22.414	16.608	16.843
11	18:34:18.578	56.010	+0.333	22.586	16.649	16.775

(357) Roxanne LANTINGA(R)						
1	18:24:13.556	59.700	+4.158	24.685	17.837	17.178
2	18:25:10.212	56.656	+1.114	22.694	17.002	16.960
3	18:26:24.873	1:14.661	+19.119	28.069	23.253	23.339
4	18:27:44.040	1:19.167	+23.625	30.232	22.210	26.725
5	18:28:41.996	57.956	+2.414	23.808	17.241	16.907
6	18:29:39.173	57.177	+1.635	22.890	17.425	16.862
7	18:30:36.411	57.238	+1.696	23.342	17.154	16.742
8	18:31:32.442	56.031	+0.489	22.479	16.678	16.874
9	18:32:28.094	55.652	+0.110	22.268	16.634	16.750
10	18:33:23.705	55.611	+0.069	22.252	16.606	16.753
11	18:34:19.247	55.542		22.274	16.545	16.723

(264) Max STORM						
1	18:24:14.623	1:00.235	+4.502	24.942	18.024	17.269
2	18:25:11.254	56.631	+0.898	22.756	16.829	17.046
3	18:26:25.956	1:14.702	+18.969	29.300	22.165	23.237
4	18:27:44.430	1:18.474	+22.741	30.694	22.102	25.678
5	18:28:42.695	58.265	+2.532	23.891	17.295	17.079
6	18:29:39.447	56.752	+1.019	22.900	16.880	16.972
7	18:30:36.194	56.747	+1.014	22.951	16.902	16.894
8	18:31:32.508	56.314	+0.581	22.591	16.663	17.060
9	18:32:28.433	55.925	+0.192	22.463	16.572	16.890
10	18:33:24.166	55.733		22.348	16.504	16.881
11	18:34:21.088	56.922	+1.189	22.819	17.003	17.100

(255) Julian KAMEN						
1	18:24:16.199	1:01.566	+5.201	25.427	18.436	17.703
2	18:25:14.482	58.283	+1.918	23.373	17.399	17.511
3	18:26:28.283	1:13.801	+17.436	28.253	22.952	22.596
4	18:27:44.997	1:16.714	+20.349	31.873	22.127	22.714
5	18:28:43.500	58.503	+2.138	23.801	17.601	17.101
6	18:29:40.389	56.889	+0.524	22.890	17.066	16.933
7	18:30:38.164	57.775	+1.410	22.521	17.766	17.488
8	18:31:34.853	56.689	+0.324	22.769	16.804	17.116
9	18:32:32.473	57.620	+1.255	22.471	17.125	18.024
10	18:33:28.838	56.365		22.822	16.704	16.839
11	18:34:25.470	56.632	+0.267	22.599	17.152	16.881

(247) Sem VAN DER HEIJDEN(R)						
1	18:24:12.816	58.908	+3.495	24.491	17.297	17.120
2	18:25:10.484	57.668	+2.255	23.038	17.606	17.024
3	18:26:25.412	1:14.928	+19.515	28.968	22.467	23.493
4	18:27:44.145	1:18.733	+23.320	30.265	22.055	26.413
5	18:28:42.874	58.729	+3.316	24.125	17.568	17.036
6	18:29:39.515	56.641	+1.228	22.906	16.942	16.793
7	18:30:37.315	57.800	+2.387	23.190	17.697	16.913
8	18:31:33.227	55.912	+0.499	22.540	16.650	16.722
9	18:32:28.814	55.587	+0.174	22.275	16.620	16.692
10	18:33:24.227	55.413		22.221	16.483	16.709
11	18:34:20.942	56.715	+1.302	22.654	17.015	17.046

(202) Taiyo VLIEGEN(R)						
1	18:24:18.063	1:03.424	+7.769	27.129	18.516	17.779
2	18:25:16.308	58.245	+2.590	23.095	17.563	17.587
3	18:26:30.975	1:14.667	+19.012	30.864	22.555	21.248
4	18:27:46.757	1:15.782	+20.127	34.169	20.233	21.380
5	18:28:45.060	58.303	+2.648	23.674	17.606	17.023
6	18:29:42.000	56.940	+1.285	23.116	16.920	16.904
7	18:30:38.983	56.983	+1.328	23.360	16.847	16.776
8	18:31:38.296	59.313	+3.658	23.439	18.425	17.449
9	18:32:33.951	55.655		22.379	16.529	16.747
10	18:33:30.619	56.668	+1.013	22.412	17.373	16.883
11	18:34:27.720	57.101	+1.446	22.367	17.689	17.045

(385) Vilmer SVAHN						
1	18:24:13.386	59.191	+3.068	24.484	17.587	17.120
2	18:25:10.782	57.396	+1.273	22.726	17.580	17.090
3	18:26:25.634	1:14.852	+18.729	29.346	22.232	23.274
4	18:27:44.231	1:18.597	+22.474	30.581	22.061	25.955
5	18:28:42.060	57.829	+1.706	23.732	16.985	17.112
6	18:29:39.240	57.180	+1.057	22.756	17.382	17.042
7	18:30:38.467	59.227	+3.104	23.444	18.617	17.166
8	18:31:37.124	58.657	+2.534	23.416	18.216	17.025
9	18:32:33.247	56.123		22.510	16.671	16.942
10	18:33:30.615	57.368	+1.245	22.864	17.400	17.104
11	18:34:28.239	57.624	+1.501	22.914	17.479	17.231

(238) Enzo MENENDEZ						
1	18:24:15.461	1:01.436	+4.777	25.077	18.627	17.732
2	18:25:13.707	58.246	+1.587	23.566	17.284	17.396
3	18:26:26.268	1:12.561	+15.902	27.190	22.144	23.227
4	18:27:44.515	1:18.247	+21.588	30.869	21.904	25.474
5	18:28:43.568	59.053	+2.394	24.177	17.563	17.313
6	18:29:41.242	57.674	+1.015	22.918	17.254	17.502
7	18:30:38.346	57.104	+0.445	22.626	17.142	17.336
8	18:31:35.872	57.526	+0.867	23.458	17.242	16.826
9	18:32:32.531	56.659		22.446	16.747	17.466
10	18:33:29.856	57.325	+0.666	22.958	17.474	16.893
11	18:34:28.967	59.111	+2.452	22.633	19.081	17.397

(257) Hugo BESSON						
--------------------------	--	--	--	--	--	--

IAME Series Benelux Round 4 Genk

X30 Senior

Genk 1,360 Km

Heat 10 C-E

16.08.2024 17:30

Race (10:00 and 1 Laps) started at 18:23:13

Lap	Time of Day	Lap Tm	Diff	S1 Tm	S2 Tm	S3 Tm	Lap	Time of Day	Lap Tm	Diff	S1 Tm	S2 Tm	S3 Tm
1	18:24:18.810	1:03.813	+8.110	26.948	18.837	18.028	2	18:25:18.940	58.860	+2.534	24.202	17.323	17.335
2	18:25:17.096	58.286	+2.583	23.742	17.068	17.476	3	18:26:33.936	1:14.996	+18.670	31.823	23.140	20.033
3	18:26:32.423	1:15.327	+19.624	32.149	22.524	20.654	4	18:27:48.857	1:14.921	+18.595	35.157	19.475	20.289
4	18:27:47.452	1:15.029	+19.326	35.028	19.748	20.253	5	18:28:47.939	59.082	+2.756	23.801	17.425	17.856
5	18:28:46.638	59.186	+3.483	23.841	18.179	17.166	6	18:29:45.162	57.223	+0.897	23.149	17.114	16.960
6	18:29:44.431	57.793	+2.090	23.327	17.091	17.375	7	18:30:42.595	57.433	+1.107	23.019	17.291	17.123
7	18:30:40.521	56.090	+0.387	22.757	16.565	16.768	8	18:31:39.748	57.153	+0.827	22.645	16.970	17.538
8	18:31:38.842	58.321	+2.618	22.567	18.369	17.385	9	18:32:37.359	57.611	+1.285	22.867	17.443	17.301
9	18:32:36.010	57.168	+1.465	22.982	17.372	16.814	10	18:33:33.685	56.326		22.689	16.745	16.892
10	18:33:31.713	55.703		22.322	16.631	16.750	11	18:34:30.409	56.724	+0.398	22.642	16.853	17.229
11	18:34:29.117	57.404	+1.701	22.310	17.659	17.435							

(339) Lewis MACKIE

1	18:24:15.331	1:01.034	+4.927	24.957	18.377	17.700
2	18:25:14.008	58.677	+2.570	23.590	17.311	17.776
3	18:26:27.555	1:13.547	+17.440	28.259	22.373	22.915
4	18:27:44.722	1:17.167	+21.060	31.436	21.712	24.019
5	18:28:43.285	58.563	+2.456	23.902	17.537	17.124
6	18:29:39.910	56.625	+0.518	22.875	16.858	16.892
7	18:30:38.101	58.191	+2.084	22.904	18.059	17.228
8	18:31:34.351	56.250	+0.143	22.742	16.684	16.824
9	18:32:32.189	57.838	+1.731	22.696	17.329	17.813
10	18:33:28.368	56.179	+0.072	22.682	16.623	16.874
11	18:34:24.475	56.107		22.580	16.717	16.810

(285) Roberto BAAS

1	18:24:18.875	1:03.982	+7.960	27.251	18.902	17.829
2	18:25:16.760	57.885	+1.863	23.454	16.992	17.439
3	18:26:32.208	1:15.448	+19.426	32.034	22.543	20.871
4	18:27:47.325	1:15.117	+19.095	34.777	19.840	20.500
5	18:28:46.205	58.880	+2.858	23.894	17.748	17.238
6	18:29:43.743	57.538	+1.516	23.024	17.302	17.212
7	18:30:39.942	56.199	+0.177	22.672	16.727	16.800
8	18:31:39.051	59.109	+3.087	23.226	18.418	17.465
9	18:32:36.672	57.621	+1.599	23.022	17.384	17.215
10	18:33:32.694	56.022		22.542	16.619	16.861
11	18:34:30.510	57.816	+1.794	22.902	17.195	17.719

(225) Koen DE ROOIJ

1	18:24:19.421	1:04.063	+8.104	27.025	18.968	18.070
2	18:25:17.301	57.880	+1.921	23.435	17.086	17.359
3	18:26:33.005	1:15.704	+19.745	32.755	22.635	20.314
4	18:27:47.885	1:14.880	+18.921	35.205	19.615	20.060
5	18:28:46.389	58.504	+2.545	23.645	17.642	17.217
6	18:29:44.601	58.212	+2.253	23.892	17.328	16.992
7	18:30:42.204	57.603	+1.644	22.945	17.561	17.097
8	18:31:39.262	57.058	+1.099	22.559	17.088	17.411
9	18:32:36.923	57.661	+1.702	23.087	17.385	17.189
10	18:33:32.882	55.959		22.457	16.736	16.766
11	18:34:29.874	56.992	+1.033	22.645	17.054	17.293

(284) Mika VOS

1	18:24:15.944	1:01.814	+6.046	25.546	18.471	17.797
2	18:25:14.878	58.934	+3.166	23.472	17.502	17.960
3	18:26:28.881	1:14.003	+18.235	29.989	22.157	21.857
4	18:27:46.036	1:17.155	+21.387	34.775	20.524	21.856
5	18:28:44.427	58.391	+2.623	23.880	17.472	17.039
6	18:29:41.564	57.137	+1.369	23.355	16.889	16.893
7	18:30:38.753	57.189	+1.421	23.024	17.083	17.082
8	18:31:37.416	58.663	+2.895	23.588	18.205	16.870
9	18:32:33.184	55.768		22.381	16.653	16.734
10	18:33:29.328	56.144	+0.376	22.691	16.826	16.627
11	18:34:25.922	56.594	+0.826	22.283	17.596	16.715

(261) Thibault GELADE

1	18:24:16.022	1:01.811	+5.923	25.483	18.535	17.793
2	18:25:14.765	58.743	+2.855	23.743	17.444	17.556
3	18:26:28.599	1:13.834	+17.946	28.603	22.901	22.330
4	18:27:45.135	1:16.536	+20.648	32.127	21.847	22.562
5	18:28:43.746	58.611	+2.723	24.149	17.406	17.056
6	18:29:41.474	57.728	+1.840	22.985	17.273	17.470
7	18:30:38.796	57.322	+1.434	23.297	17.010	17.015
8	18:31:36.715	57.919	+2.031	23.220	17.883	16.816
9	18:32:32.603	55.888		22.323	16.580	16.985
10	18:33:29.121	56.518	+0.630	22.983	16.789	16.746
11	18:34:29.916	1:00.795	+4.907	22.380	20.697	17.718

(293) Dennis BOUMAN

1	18:24:17.509	1:02.579	+6.449	26.006	18.666	17.907
2	18:25:16.427	58.918	+2.788	23.483	17.350	18.085
3	18:26:31.335	1:14.908	+18.778	31.190	22.515	21.203
4	18:27:46.875	1:15.540	+19.410	34.235	20.223	21.082
5	18:28:45.580	58.705	+2.575	23.675	17.840	17.190
6	18:29:43.579	57.999	+1.869	22.978	17.648	17.373
7	18:30:42.445	58.866	+2.736	23.891	17.700	17.275
8	18:31:39.809	57.364	+1.234	22.612	16.930	17.822
9	18:32:38.533	58.724	+2.594	23.728	17.117	17.879
10	18:33:35.009	56.476	+0.346	22.859	16.725	16.892
11	18:34:31.139	56.130		22.487	16.638	17.005

(240) Luke TAYLOR

1	18:24:19.036	1:04.256	+8.241	27.272	18.639	18.345
2	18:25:17.378	58.342	+2.327	23.957	17.189	17.196
3	18:26:33.492	1:16.114	+20.099	32.985	22.731	20.398
4	18:27:48.238	1:14.746	+18.731	35.144	19.575	20.027
5	18:28:46.757	58.519	+2.504	23.432	17.825	17.262
6	18:29:43.905	57.148	+1.133	23.011	16.882	17.255
7	18:30:41.441	57.536	+1.521	23.495	17.108	16.933
8	18:31:39.120	57.679	+1.664	22.500	17.728	17.451
9	18:32:37.298	58.178	+2.163	23.138	17.912	17.128
10	18:33:33.313	56.015		22.674	16.504	16.837
11	18:34:30.321	57.008	+0.993	22.457	17.094	17.457

(340) Thibaut WIJERS

1	18:24:16.688	1:01.834	+5.478	25.330	18.470	18.034
2	18:25:15.195	58.507	+2.151	23.741	17.372	17.394
3	18:26:29.813	1:14.618	+18.262	30.589	22.664	21.365
4	18:27:46.303	1:16.490	+20.134	33.976	20.648	21.866
5	18:28:45.381	59.078	+2.722	24.038	17.894	17.146
6	18:29:44.251	58.870	+2.514	23.105	17.607	18.158
7	18:30:43.265	59.014	+2.658	24.097	17.693	17.224
8	18:31:39.967	56.702	+0.346	22.808	16.821	17.073
9	18:32:38.732	58.765	+2.409	23.921	17.121	17.723
10	18:33:35.354	56.622	+0.266	22.953	16.804	16.865
11	18:34:31.710	56.356		22.688	16.659	17.009

(398) Lluis TORT MAS

1	18:24:20.080	1:04.930	+8.604	26.926	19.030	18.974
---	--------------	----------	--------	--------	--------	--------

(214) Yanis BOUILLEZ

1	18:24:16.726	1:02.279	+6.147	26.080	18.406	17.793
2	18:25:14.966	58.240	+2.108	23.345	17.547	17.348

Timekeeping Meik Wagner:

Clerk of the course Thomas Lainer:

www.mylaps.com

Steward (Chairman) Wim Cools:

Chief Scrutineer Liam van de Wouwer:

Licensed to: MW Racec Consulting

IAME Series Benelux Round 4 Genk

X30 Senior

Genk 1,360 Km

Heat 10 C-E

16.08.2024 17:30

Race (10:00 and 1 Laps) started at 18:23:13

Lap	Time of Day	Lap Tm	Diff	S1 Tm	S2 Tm	S3 Tm	Lap	Time of Day	Lap Tm	Diff	S1 Tm	S2 Tm	S3 Tm
3	18:26:29.593	1:14.627	+18.495	30.478	22.691	21.458	4	18:27:49.227	1:14.629	+18.009	35.285	20.262	19.082
4	18:27:45.520	1:15.927	+19.795	33.471	20.535	21.921	5	18:28:48.039	58.812	+2.192	23.564	17.502	17.746
5	18:28:44.529	59.009	+2.877	24.464	17.584	16.961	6	18:29:45.390	57.351	+0.731	23.123	17.183	17.045
6	18:29:41.501	56.972	+0.840	23.108	16.749	17.115	7	18:30:43.350	57.960	+1.340	23.062	17.672	17.226
7	18:30:38.423	56.922	+0.790	22.655	17.011	17.256	8	18:31:40.086	56.736	+0.116	22.870	16.784	17.082
8	18:31:34.555	56.132		22.657	16.726	16.749	9	18:32:39.124	59.038	+2.418	23.876	17.297	17.865
9	18:32:32.695	58.140	+2.008	22.575	17.492	18.073	10	18:33:35.744	56.620		22.965	16.827	16.828
10	18:33:30.022	57.327	+1.195	23.350	17.280	16.697	11	18:34:33.153	57.409	+0.789	22.487	17.082	17.840
11	18:34:27.652	57.630	+1.498	22.538	17.972	17.120							

(307) Andrea PIROVANO

1	18:24:20.228	1:05.521	+9.303	29.616	17.575	18.330
2	18:25:19.477	59.249	+3.031	24.764	17.344	17.141
3	18:26:34.362	1:14.885	+18.667	32.374	22.585	19.926
4	18:27:48.919	1:14.557	+18.339	35.222	19.291	20.044
5	18:28:47.514	58.595	+2.377	23.450	17.494	17.651
6	18:29:49.544	1:02.030	+5.812	23.018	21.511	17.501
7	18:30:46.263	56.719	+0.501	22.999	16.810	16.910
8	18:31:42.481	56.218		22.654	16.665	16.899
9	18:32:39.319	56.838	+0.620	22.555	16.804	17.479
10	18:33:36.015	56.696	+0.478	23.110	16.801	16.785
11	18:34:33.068	57.053	+0.835	22.455	16.831	17.767

(215) Esteban WALGRAEVE

1	18:24:16.792	1:02.305	+5.581	26.306	18.364	17.635
2	18:25:15.663	58.871	+2.147	23.897	17.458	17.516
3	18:26:30.506	1:14.843	+18.119	31.242	22.303	21.298
4	18:27:46.666	1:16.160	+19.436	34.130	20.175	21.855
5	18:28:46.074	59.408	+2.684	24.244	17.578	17.586
6	18:29:44.542	58.468	+1.744	23.222	17.431	17.815
7	18:30:42.780	58.238	+1.514	23.181	17.917	17.140
8	18:31:39.898	57.118	+0.394	22.576	16.988	17.554
9	18:32:39.301	59.403	+2.679	23.731	17.090	18.582
10	18:33:36.488	57.187	+0.463	23.276	16.949	16.962
11	18:34:33.212	56.724		22.469	16.642	17.613

(254) Conor GRANT

1	18:24:15.535	1:01.588	+5.805	25.299	18.413	17.876
2	18:25:13.904	58.369	+2.586	23.567	17.317	17.485
3	18:26:26.634	1:12.730	+16.947	28.077	21.601	23.052
4	18:27:44.622	1:17.988	+22.205	31.407	22.526	24.055
5	18:28:43.685	59.063	+3.280	24.380	17.543	17.140
6	18:29:41.457	57.772	+1.989	22.903	17.242	17.627
7	18:30:38.895	57.438	+1.655	23.483	17.030	16.925
8	18:31:37.955	59.060	+3.277	23.247	18.571	17.242
9	18:32:33.738	55.783		22.462	16.579	16.742
10	18:33:30.686	56.948	+1.165	22.732	17.404	16.812
11	18:34:28.296	57.610	+1.827	23.052	17.402	17.156

(224) Angelo MELI

1	18:24:16.614	1:02.278	+6.517	26.110	18.320	17.848
2	18:25:14.901	58.287	+2.526	23.280	17.444	17.563
3	18:26:29.235	1:14.334	+18.573	30.015	22.676	21.643
4	18:27:45.326	1:16.091	+20.330	33.162	20.646	22.283
5	18:28:44.351	59.025	+3.264	24.431	17.277	17.317
6	18:29:41.403	57.052	+1.291	22.589	17.175	17.288
7	18:30:38.616	57.213	+1.452	23.077	17.041	17.095
8	18:31:38.485	59.869	+4.108	23.324	18.811	17.734
9	18:32:35.710	57.225	+1.464	22.939	17.346	16.940
10	18:33:31.471	55.761		22.444	16.583	16.734
11	18:34:28.424	56.953	+1.192	22.485	17.391	17.077

(208) Ellie DAX(R)

1	18:24:20.322	1:05.086	+8.466	27.305	18.964	18.817
2	18:25:19.893	59.571	+2.951	24.647	17.629	17.295
3	18:26:34.598	1:14.705	+18.085	32.204	22.727	19.774

(303) Christopher BINGHAM

1	18:24:17.447	1:02.413	+5.519	25.865	18.957	17.591
2	18:25:16.602	59.155	+2.261	23.486	17.723	17.946
3	18:26:31.687	1:15.085	+18.191	31.337	22.510	21.238
4	18:27:47.095	1:15.408	+18.514	34.515	19.860	21.033
5	18:28:47.411	1:00.316	+3.422	24.057	18.229	18.030
6	18:29:45.024	57.613	+0.719	23.405	17.240	16.968
7	18:30:43.147	58.123	+1.229	23.198	17.752	17.173
8	18:31:40.405	57.258	+0.364	23.401	16.958	16.899
9	18:32:39.195	58.790	+1.896	23.700	17.395	17.695
10	18:33:36.265	57.070	+0.176	23.306	16.913	16.851
11	18:34:33.159	56.894		22.473	16.790	17.631

(297) Luis ESSER

1	18:24:17.022	1:02.456	+6.205	26.305	18.586	17.565
2	18:25:15.286	58.264	+2.013	23.481	17.501	17.282
3	18:26:30.285	1:14.999	+18.748	31.062	22.480	21.457
4	18:27:46.398	1:16.113	+19.862	33.784	20.667	21.662
5	18:28:44.827	58.429	+2.178	23.720	17.678	17.031
6	18:29:42.300	57.473	+1.222	23.258	17.256	16.959
7	18:30:39.506	57.206	+0.955	23.138	17.073	16.995
8	18:31:38.571	59.065	+2.814	23.148	18.430	17.487
9	18:32:41.677	1:03.106	+6.855	23.167	17.438	22.501
10	18:33:39.606	57.929	+1.678	23.818	17.013	17.098
11	18:34:35.857	56.251		22.570	16.657	17.024

(262) Roan VAN DE KERKHOFF

1	18:24:18.216	1:03.107	+6.070	26.190	18.905	18.012
2	18:25:17.223	59.007	+1.970	23.395	17.616	17.996
3	18:26:32.570	1:15.347	+18.310	32.293	22.541	20.513
4	18:27:47.740	1:15.170	+18.133	35.188	19.800	20.182
5	18:28:47.604	59.864	+2.827	24.133	17.827	17.904
6	18:29:57.869	1:10.265	+13.228	23.072	29.292	17.901
7	18:30:55.522	57.653	+0.616	23.299	17.187	17.167
8	18:31:52.792	57.270	+0.233	22.975	17.059	17.236
9	18:32:49.888	57.096	+0.059	22.869	16.997	17.230
10	18:33:46.925	57.037		22.909	16.977	17.151
11	18:34:43.997	57.072	+0.035	22.819	16.984	17.269

(270) Thomas VAN VLIET(R)

1	18:24:15.813	1:01.770	+4.431	25.507	18.284	17.979
2	18:25:14.170	58.357	+1.018	23.489	17.450	17.418
3	18:26:27.840	1:13.670	+16.331	28.374	22.454	22.842
4	18:27:44.889	1:17.049	+19.710	31.600	21.819	23.630
5	18:28:44.451	59.562	+2.223	24.613	17.427	17.522
6	18:29:41.790	57.339		23.477	16.983	16.879
7	18:30:39.875	58.085	+0.746	23.428	17.188	17.469
8	18:31:38.924	59.049	+1.710	23.085	18.404	17.560

(274) Miguel SILVA

1	18:24:20.737	1:05.301	+3.186	26.813	18.904	19.584
2	18:25:22.852	1:02.115		25.906	18.206	18.003
3	18:26:35.740	1:12.888	+10.773	30.686	21.970	20.232
4	18:27:49.520	1:13.780	+11.665	34.926	19.704	19.150

(204) Emilio VANOVERBERGHE

1	18:24:19.980	1:04.678		27.151	18.732	18.795
---	--------------	-----------------	--	--------	--------	--------



IAME Series Benelux Round 4 Genk

X30 Senior

Genk 1,360 Km

Heat 10 C-E

16.08.2024 17:30

Race (10:00 and 1 Laps) started at 18:23:13

Lap	Time of Day	Lap Tm	Diff	S1 Tm	S2 Tm	S3 Tm	Lap	Time of Day	Lap Tm	Diff	S1 Tm	S2 Tm	S3 Tm
(384) Victor AEGERTER													
1	18:24:20.433	1:05.067		27.404	18.951	18.712							
(354) Charly GLUME													
1	18:24:18.046	1:03.233	+7.459	26.727	18.590	17.916							
2	18:25:16.697	58.651	+2.877	23.302	17.567	17.782							
3	18:26:31.862	1:15.165	+19.391	31.672	22.469	21.024							
4	18:27:47.260	1:15.398	+19.624	34.691	19.952	20.755							
5	18:28:46.014	58.754	+2.980	23.758	17.645	17.351							
6	18:29:43.681	57.667	+1.893	22.645	17.620	17.402							
7	18:30:39.823	56.142	+0.368	22.561	16.529	17.052							
8	18:31:38.506	58.683	+2.909	23.013	18.078	17.592							
9	18:32:38.509	1:00.003	+4.229	23.023	17.857	19.123							
10	18:33:35.424	56.915	+1.141	23.478	16.679	16.758							
11	18:34:31.198	55.774		22.431	16.454	16.889							

IAME Series Benelux Round 4 Genk

Lapchart

X30 Senior

Genk 1,360 Km

Heat 10 C-E

16.08.2024 17:30

Race (10:00 and 1 Laps) started at 18:23:13

Competitors	Laps												
		0	1	2	3	4	5	6	7	8	9	10	11
Victor LOUIS (216)	1	216	288	288	288	288	346	216	216	216	216	216	216
Tristan KROONE (288)	2	288	216	216	216	216	216	288	346	346	346	288	346
Roxanne LANTINGA(R) (357)	3	357	247	346	346	346	288	346	288	288	288	346	288
Sem VAN DER HEIJDEN(R) (247)	4	247	346	357	357	357	357	264	357	357	357	357	357
Conor GRANT (254)	5	254	385	247	247	247	385	385	357	264	264	264	247
Enzo MENENDEZ (238)	6	238	357	385	385	385	264	264	247	247	247	247	264
Thomas VAN VLIET(R) (270)	7	270	264	264	264	264	247	247	339	339	339	339	339
Daan STEENMAN (346)	8	346	339	238	238	238	339	339	255	214	255	255	255
Mika VOS (284)	9	284	238	254	254	254	255	255	238	255	238	261	284
Vilmer SVAHN (385)	10	385	254	339	339	339	238	238	214	238	261	284	214
Thibauld GELADE (261)	11	261	270	270	270	270	254	224	385	261	214	238	202
Lewis MACKIE (339)	12	339	284	255	255	255	261	254	224	385	284	214	385
Angelo MELI (224)	13	224	261	261	261	261	224	261	284	284	385	385	254
Max STORM (264)	14	264	255	284	284	224	284	214	261	254	254	202	224
Yanis BOUILLEZ (214)	15	214	224	224	224	214	270	284	254	202	202	254	238
Esteban WALGRAEVE (215)	16	215	340	214	214	284	214	270	202	224	224	224	257
Luis ESSER (297)	17	297	214	340	340	340	297	202	297	354	257	257	225
Julian KAMEN (255)	18	255	215	297	297	297	202	297	354	297	285	285	261
Taiyo VLIEGEN(R) (202)	19	202	297	215	215	215	340	293	270	257	225	225	240
Andrea PIROVANO (307)	20	307	303	202	202	202	293	354	285	270	240	240	398
Luke TAYLOR (240)	21	240	293	293	293	293	354	285	257	285	398	398	285
Charly GLUME (354)	22	354	354	303	303	303	215	240	240	240	354	293	293
Thibea WIJERS (340)	23	340	202	354	354	354	285	340	225	225	293	340	354
Roberto BAAS (285)	24	285	262	285	285	285	225	257	293	398	340	354	340
Dennis BOUMAN (293)	25	293	257	257	257	257	257	215	398	293	208	208	307
Hugo BESSON (257)	26	257	285	262	262	262	240	225	215	215	303	307	208
Christopher BINGHAM (303)	27	303	240	225	225	225	303	303	303	340	215	303	303
Roan VAN DE KERKHOF (262)	28	262	225	240	240	240	307	398	340	208	307	215	215
Luis TORT MAS (398)	29	398	204	398	398	398	262	208	208	303	297	297	297
Ellie DAX(R) (208)	30	208	398	307	307	307	398	307	307	307	262	262	262
Emmilio VANOVERBERGHE (204)	31	204	307	208	208	208	208	262	262	262			
Koen DE ROOIJ (225)	32	225	208	274	274	274							
Victor AEGERTER (384)	33	384	384										
Miguel SILVA (274)	34	274	274										
-	35												

IAME Series Benelux Round 4 Genk
X30 Senior
Genk 1,360 Km
Heat 11 A-B
16.08.2024 17:50
-NEW-
Race (10:00 and 1 Laps) started at 18:42:52

Pos	No.	Name	Nat	Chassis	Raceteam	Laps	Total Tm	Diff	Best Tm	km/h	Points	Commer
1	296	Kevin LANTINGA	NLD	Croc Promotio	Lantinga Racing	12	11:12.846		55.117	88,829	0	
2	269	Clement OUTRAN	FRA	TB Kart	Tb Kart	12	11:12.894	0.048	55.069	88,907	2	
3	265	Alessandro TUDISCA	BEL	Kosmic	Rsd Karting	12	11:13.002	0.156	55.122	88,821	3	
4	250	Mattiz MEERSCHAUT	BEL	Croc Promotio	KCR-Racing	12	11:13.506	0.660	55.234	88,641	4	
5	375	Marc LO PICCOLO	FRA	RedSpeed	PB Kart	12	11:14.110	1.264	55.227	88,652	5	
6	374	Fionn MC LAUGHLIN	IRL	KR	Vdk	12	11:14.158	1.312	55.049	88,939	6	
7	301	Bertram SACHSE(R)	DNK	Falcon	Falcon racing team	12	11:14.500	1.654	55.202	88,692	7	
8	268	Clément MASSAUX	BEL	Tony-Kart	Ravet Racing Team	12	11:18.094	5.248	55.444	88,305	8	
9	353	Tobias NORMANN	DNK	Tony-Kart	Ravet Racing Team	12	11:18.754	5.908	55.226	88,654	9	5 sec
10	280	Joep MULLER	NLD	Kosmic	FSR	12	11:20.113	7.267	55.496	88,223	10	
11	275	Jack NETTLESHIP	GBR	TB Kart	Privateer	12	11:22.846	10.000	55.456	88,286	11	
12	367	Ruben MOYA	ESP	Pantano	PANTANO RACING TEAM	12	11:22.961	10.115	55.383	88,403	12	
13	266	Tyron KINARD	BEL	Tony-Kart	Tys Racing	12	11:23.198	10.352	55.560	88,121	13	3 sec
14	294	Georges NASSAR	ARE	KR	Victory Lane	12	11:23.546	10.700	55.499	88,218	14	
15	341	Casper NORMANN	DNK	Kosmic	Ravet Racing Team	12	11:23.607	10.761	55.578	88,092	15	
16	334	Suleiman ZANFARI	MAR	KR	Vdk	12	11:23.746	10.900	55.584	88,083	16	5 sec
17	327	Lukas HORCICKA(R)	CZE	Alonso Kart By	GEPA RACING	12	11:23.911	11.065	55.253	88,611	17	5 sec
18	378	Carl LUTTHART	DEU	Falcon	Falcon racing team	12	11:26.145	13.299	55.625	88,018	18	
19	258	Aaron FERRAZZANO	BEL	Kosmic	Eurokarting	12	11:26.155	13.309	55.240	88,631	19	
20	366	Raphaël LEENDERS	BEL	Kosmic	Rsd Karting	12	11:26.309	13.463	55.660	87,963	20	
21	319	Kayne INCE(R)	NLD	Praga	OW karting	12	11:27.231	14.385	55.709	87,885	21	
22	358	Cristian BIASATTI	ITA	TB Kart	Tb Kart	12	11:30.332	17.486	55.188	88,715	22	
23	347	Maximiliano RADECK DA SI	FRA	KR	Victory Lane	12	11:30.616	17.770	55.655	87,971	23	
24	207	Noah MATON	BEL	Kosmic	Rsd Karting	12	11:31.132	18.286	55.378	88,411	24	5 sec
25	330	Illiano COUTURE	FRA	Kosmic	CG Racing	12	11:31.645	18.799	55.178	88,731	25	
26	289	Otto PYYKÖNEN	FIN	Tony-Kart	EGP Racing Team	12	11:32.579	19.733	55.433	88,323	26	
27	221	Raphaël DAUW(R)	BEL	Kosmic	CG Racing	12	11:34.517	21.671	55.424	88,337	27	8 sec
28	351	VAN DUJVENVOORDE Yirol	NLD	Lando Norris	Young Driver Academy	12	11:38.509	25.663	55.403	88,371	28	5 sec
29	253	Dinand DE VOS	BEL	KR	Privateer	12	11:38.513	25.667	56.093	87,284	29	5 sec
30	396	Eric WESS	DEU	Drago Corse	Dutt Motorsport	12	11:38.931	26.085	55.990	87,444	30	
31	338	Luna CLERET	FRA	Pantano	PANTANO RACING TEAM	6	5:57.703	6 Laps	57.558	85,062	31	
32	333	Maxim VANSCHOENWINKEI	BEL	KR	Victory Lane	2	2:12.334	10 Laps	59.601	82,146	32	
33	287	Rinse VOS	NLD	Kosmic	Fusion Motorsport Benel	1	1:07.178	11 Laps	1:04.937	75,396	33	
34	324	Livia SAMSON	NLD	Falcon	Falcon racing team	1	1:07.230	11 Laps	1:04.746	75,619	34	

Not classified

DSQ	242	Kyuhu LEE	KOR	Tony-Kart	EGP Racing Team	12	11:22.972	DSQ	55.147	88,781	38	
DSQ	286	Ruby VERLINDEN	BEL	Kosmic	EGP Racing Team	12	11:44.827	DSQ	55.726	87,858	38	10 sec

Announcements

These results are provisional until the conclusion of any judicial and technical matters!

- #286 + 221 causing a colission / 5 sec time penalty
- #266 + 221 leaving corridor 2 wheels / time penalty 3 sec
- #353,327,334,207,286,253 front fairing / 5 sec TP
- #351 run off area / 5 sec time penalty
- #242 + 286 disqualified / short cut

Margin of Victory	Ø km/h	Best Lap Tm	km/h	Best Lap by
0.048	87,319	55.049	88,939	374 - Fionn MC LAUGHLIN

Official Timing www.mwraceconsulting.com
Orbits

Timekeeping Meik Wagner:



Clerk of the course Thomas Lainer:

www.mylaps.com

Steward (Chairman) Wim Cools:

Chief Scrutineer Liam van de Wouwer:

Licensed to: MW Racec Consulting

Printed: 17.08.2024 09:23:58

posted at:

h

IAME Series Benelux Round 4 Genk

X30 Senior

Genk 1,360 Km

Heat 11 A-B

16.08.2024 17:50

Race (10:00 and 1 Laps) started at 18:42:52

Lap	Time of Day	Lap Tm	Diff	S1 Tm	S2 Tm	S3 Tm	Lap	Time of Day	Lap Tm	Diff	S1 Tm	S2 Tm	S3 Tm
(296) Kevin LANTINGA													
1	18:43:50.031	57.761	+2.644	23.649	17.003	17.109	9	18:51:19.510	55.227		22.213	16.405	16.609
2	18:44:46.568	56.537	+1.420	22.724	16.814	16.999	10	18:52:15.021	55.511	+0.284	22.324	16.537	16.650
3	18:45:44.147	57.579	+2.462	22.993	17.601	16.985	11	18:53:10.339	55.318	+0.091	22.273	16.409	16.636
4	18:46:40.185	56.038	+0.921	22.591	16.646	16.801	12	18:54:06.309	55.970	+0.743	22.183	16.699	17.088
5	18:47:35.916	55.731	+0.614	22.405	16.510	16.816	(374) Fionn MC LAUGHLIN						
6	18:48:31.462	55.546	+0.429	22.346	16.471	16.729	1	18:43:52.559	1:00.183	+5.134	25.464	17.561	17.158
7	18:49:27.050	55.588	+0.471	22.406	16.439	16.743	2	18:44:49.928	57.369	+2.320	23.127	16.936	17.306
8	18:50:22.328	55.278	+0.161	22.243	16.410	16.625	3	18:45:47.478	57.550	+2.501	23.653	16.903	16.994
9	18:51:17.495	55.167	+0.050	22.191	16.345	16.631	4	18:46:43.682	56.204	+1.155	22.640	16.744	16.820
10	18:52:12.651	55.156	+0.039	22.220	16.340	16.596	5	18:47:39.357	55.675	+0.626	22.359	16.557	16.759
11	18:53:07.768	55.117		22.175	16.360	16.582	6	18:48:34.898	55.541	+0.492	22.347	16.558	16.636
12	18:54:05.045	57.277	+2.160	22.353	16.843	18.081	7	18:49:30.125	55.227	+0.178	22.189	16.439	16.599
(269) Clement OUTRAN													
1	18:43:50.336	58.137	+3.068	23.973	16.999	17.165	8	18:50:25.405	55.280	+0.231	22.216	16.478	16.586
2	18:44:46.629	56.293	+1.224	22.662	16.754	16.877	9	18:51:20.464	55.059	+0.010	22.130	16.330	16.599
3	18:45:45.264	58.635	+3.566	22.982	18.284	17.369	10	18:52:15.607	55.143	+0.094	22.239	16.347	16.557
4	18:46:41.348	56.084	+1.015	22.606	16.683	16.795	11	18:53:10.656	55.049		22.167	16.300	16.582
5	18:47:36.903	55.555	+0.486	22.372	16.500	16.683	12	18:54:06.357	55.701	+0.652	22.103	16.642	16.956
6	18:48:32.270	55.367	+0.298	22.321	16.432	16.614	(301) Bertram SACHSE(R)						
7	18:49:27.575	55.305	+0.236	22.195	16.483	16.627	1	18:43:52.761	1:00.178	+4.976	25.340	17.826	17.012
8	18:50:22.728	55.153	+0.084	22.218	16.336	16.599	2	18:44:49.789	57.028	+1.826	23.036	16.954	17.038
9	18:51:17.816	55.088	+0.019	22.182	16.326	16.580	3	18:45:46.844	57.055	+1.853	23.350	16.799	16.906
10	18:52:12.909	55.093	+0.024	22.108	16.382	16.603	4	18:46:43.005	56.161	+0.959	22.595	16.706	16.860
11	18:53:07.978	55.069		22.174	16.314	16.581	5	18:47:38.628	55.623	+0.421	22.378	16.511	16.734
12	18:54:05.093	57.115	+2.046	22.172	16.885	18.058	6	18:48:34.244	55.616	+0.414	22.450	16.470	16.696
(265) Alessandro TUDISCA													
1	18:43:50.542	58.330	+3.208	24.256	17.019	17.055	7	18:49:29.854	55.610	+0.408	22.353	16.498	16.759
2	18:44:46.960	56.418	+1.296	22.769	16.740	16.909	8	18:50:25.628	55.774	+0.572	22.560	16.563	16.651
3	18:45:45.835	58.875	+3.753	22.708	18.168	17.999	9	18:51:20.886	55.258	+0.056	22.196	16.441	16.621
4	18:46:42.181	56.346	+1.224	22.873	16.641	16.832	10	18:52:16.106	55.220	+0.018	22.229	16.306	16.685
5	18:47:37.802	55.621	+0.499	22.348	16.580	16.693	11	18:53:11.308	55.202		22.211	16.382	16.609
6	18:48:33.135	55.333	+0.211	22.303	16.427	16.603	12	18:54:06.699	55.391	+0.189	22.237	16.479	16.675
7	18:49:28.461	55.326	+0.204	22.286	16.403	16.637	(268) Clément MASSAUX						
8	18:50:23.609	55.148	+0.026	22.228	16.349	16.571	1	18:43:55.179	1:02.516	+7.072	25.875	19.107	17.534
9	18:51:19.003	55.394	+0.272	22.360	16.388	16.646	2	18:44:53.104	57.925	+2.481	22.789	17.786	17.350
10	18:52:14.135	55.132	+0.010	22.280	16.251	16.601	3	18:45:49.384	56.280	+0.836	22.598	16.765	16.917
11	18:53:09.257	55.122		22.169	16.338	16.615	4	18:46:45.524	56.140	+0.696	22.501	16.703	16.936
12	18:54:05.201	55.944	+0.822	22.220	16.384	17.340	5	18:47:41.362	55.838	+0.394	22.397	16.650	16.791
(250) Mattiz MEERSCHAUT													
1	18:43:51.692	59.343	+4.109	24.876	17.349	17.118	6	18:48:37.060	55.698	+0.254	22.347	16.517	16.834
2	18:44:47.997	56.305	+1.071	22.685	16.739	16.881	7	18:49:32.703	55.643	+0.199	22.335	16.592	16.716
3	18:45:45.641	57.644	+2.410	22.462	17.618	17.564	8	18:50:28.147	55.444		22.226	16.443	16.775
4	18:46:41.753	56.112	+0.878	22.613	16.683	16.816	9	18:51:23.702	55.555	+0.111	22.294	16.549	16.712
5	18:47:37.490	55.737	+0.503	22.373	16.622	16.742	10	18:52:19.302	55.600	+0.156	22.385	16.433	16.782
6	18:48:32.951	55.461	+0.227	22.309	16.480	16.672	11	18:53:14.748	55.446	+0.002	22.265	16.457	16.724
7	18:49:28.223	55.272	+0.038	22.237	16.423	16.612	12	18:54:10.293	55.545	+0.101	22.299	16.460	16.786
8	18:50:23.461	55.238	+0.004	22.218	16.398	16.622	(353) Tobias NORMANN						
9	18:51:18.837	55.376	+0.142	22.330	16.388	16.658	1	18:43:51.010	58.491	+3.265	24.171	17.147	17.173
10	18:52:14.564	55.727	+0.493	22.706	16.398	16.623	2	18:44:47.180	56.170	+0.944	22.606	16.686	16.878
11	18:53:09.798	55.234		22.186	16.397	16.651	3	18:45:45.332	58.152	+2.926	22.508	18.142	17.502
12	18:54:05.705	55.907	+0.673	22.349	16.780	16.778	4	18:46:41.536	56.204	+0.978	22.634	16.738	16.832
(375) Marc LO PICCOLO													
1	18:43:51.883	59.597	+4.370	25.150	17.289	17.158	5	18:47:37.129	55.593	+0.367	22.377	16.532	16.684
2	18:44:48.304	56.421	+1.194	22.857	16.661	16.903	6	18:48:32.509	55.380	+0.154	22.281	16.446	16.653
3	18:45:45.705	57.401	+2.174	22.485	17.423	17.493	7	18:49:27.997	55.488	+0.262	22.254	16.474	16.760
4	18:46:41.966	56.261	+1.034	22.671	16.734	16.856	8	18:50:23.270	55.273	+0.047	22.198	16.420	16.655
5	18:47:37.670	55.704	+0.477	22.375	16.553	16.776	9	18:51:19.157	55.887	+0.661	22.888	16.374	16.625
6	18:48:33.458	55.788	+0.561	22.696	16.405	16.687	10	18:52:14.800	55.643	+0.417	22.575	16.439	16.629
7	18:49:28.924	55.466	+0.239	22.328	16.459	16.679	11	18:53:10.026	55.226		22.288	16.328	16.610
8	18:50:24.283	55.359	+0.132	22.301	16.436	16.622	12	18:54:05.953	55.927	+0.701	22.189	16.936	16.802
(280) Joep MULLER													
1	18:43:54.514	1:01.397	+5.901	25.610	18.531	17.256	2	18:44:53.250	58.736	+3.240	22.989	18.150	17.597
2	18:44:53.250	58.736	+3.240	22.989	18.150	17.597	3	18:45:49.696	56.446	+0.950	22.763	16.835	16.848
3	18:45:49.696	56.446	+0.950	22.763	16.835	16.848	4	18:46:45.782	56.086	+0.590	22.486	16.733	16.867

IAME Series Benelux Round 4 Genk

X30 Senior

Genk 1,360 Km

Heat 11 A-B

16.08.2024 17:50

Race (10:00 and 1 Laps) started at 18:42:52

Lap	Time of Day	Lap Tm	Diff	S1 Tm	S2 Tm	S3 Tm	Lap	Time of Day	Lap Tm	Diff	S1 Tm	S2 Tm	S3 Tm
5	18:47:41.597	55.815	+0.319	22.389	16.611	16.815	1	18:43:55.340	1:01.396	+5.818	25.130	18.964	17.302
6	18:48:37.311	55.714	+0.218	22.417	16.559	16.738	2	18:44:53.959	58.619	+3.041	23.045	17.888	17.686
7	18:49:32.975	55.664	+0.168	22.330	16.590	16.744	3	18:45:50.785	58.626	+1.248	23.135	16.770	16.921
8	18:50:28.582	55.607	+0.111	22.325	16.550	16.732	4	18:46:47.329	56.544	+0.966	22.544	17.060	16.940
9	18:51:24.139	55.557	+0.061	22.243	16.674	16.640	5	18:47:43.952	56.623	+1.045	23.198	16.671	16.754
10	18:52:20.536	56.397	+0.901	22.406	16.993	16.998	6	18:48:40.446	56.494	+0.916	22.707	16.974	16.813
11	18:53:16.032	55.496		22.295	16.517	16.684	7	18:49:36.974	56.528	+0.950	22.714	17.033	16.781
12	18:54:12.312	56.280	+0.784	22.284	16.862	17.134	8	18:50:32.998	56.024	+0.446	22.755	16.545	16.724
(275) Jack NETTLESHIP							9	18:51:28.576	55.578		22.326	16.480	16.772
1	18:43:55.886	1:02.417	+6.961	25.579	19.452	17.386	10	18:52:24.342	55.766	+0.188	22.525	16.484	16.757
2	18:44:53.767	57.881	+2.425	22.917	17.553	17.411	11	18:53:20.216	55.874	+0.296	22.363	16.792	16.719
3	18:45:50.598	56.831	+1.375	23.046	16.774	17.011	12	18:54:15.806	55.590	+0.012	22.268	16.543	16.779
4	18:46:47.265	56.667	+1.211	22.451	17.163	17.053	(334) Suleiman ZANFARI						
5	18:47:43.558	56.293	+0.837	22.722	16.731	16.840	1	18:43:54.769	1:01.413	+5.829	25.624	18.448	17.341
6	18:48:40.103	56.545	+1.089	22.830	16.871	16.844	2	18:44:52.352	57.583	+1.999	22.859	17.660	17.064
7	18:49:36.742	56.639	+1.183	23.127	16.768	16.744	3	18:45:48.705	56.353	+0.769	22.643	16.732	16.978
8	18:50:32.275	55.533	+0.077	22.261	16.572	16.700	4	18:46:45.051	56.346	+0.762	22.671	16.735	16.940
9	18:51:27.735	55.460	+0.004	22.294	16.460	16.706	5	18:47:40.908	55.857	+0.273	22.455	16.548	16.854
10	18:52:23.220	55.485	+0.029	22.253	16.518	16.714	6	18:48:36.632	55.724	+0.140	22.407	16.519	16.798
11	18:53:18.676	55.456		22.254	16.529	16.673	7	18:49:32.216	55.584		22.345	16.472	16.767
12	18:54:15.045	56.369	+0.913	22.270	16.839	17.260	8	18:50:27.844	55.628	+0.044	22.272	16.480	16.876
(367) Ruben MOYA							9	18:51:23.443	55.599	+0.015	22.368	16.468	16.763
1	18:43:58.471	1:03.587	+8.204	25.410	19.742	18.435	10	18:52:19.520	56.077	+0.493	22.754	16.570	16.753
2	18:44:55.843	57.372	+1.989	23.259	17.020	17.093	11	18:53:15.157	55.637	+0.053	22.373	16.546	16.718
3	18:45:53.195	57.352	+1.969	22.655	17.874	16.823	12	18:54:10.945	55.788	+0.204	22.526	16.482	16.780
4	18:46:49.424	56.229	+0.846	22.805	16.657	16.767	(327) Lukas HORCICKA(R)						
5	18:47:45.095	55.671	+0.288	22.380	16.578	16.713	1	18:43:55.197	1:01.799	+6.546	25.397	19.035	17.367
6	18:48:40.944	55.849	+0.466	22.307	16.692	16.850	2	18:44:53.698	58.501	+3.248	23.334	17.492	17.675
7	18:49:37.113	56.169	+0.786	22.374	17.100	16.695	3	18:45:50.225	56.527	+1.274	22.808	16.886	16.833
8	18:50:32.628	55.515	+0.132	22.348	16.450	16.717	4	18:46:47.009	56.784	+1.531	22.519	17.266	16.999
9	18:51:28.161	55.533	+0.150	22.254	16.598	16.681	5	18:47:43.041	56.032	+0.779	22.641	16.632	16.759
10	18:52:23.553	55.392	+0.009	22.306	16.415	16.671	6	18:48:38.569	55.528	+0.275	22.293	16.537	16.698
11	18:53:18.936	55.383		22.313	16.436	16.634	7	18:49:34.058	55.489	+0.236	22.342	16.499	16.648
12	18:54:15.160	56.224	+0.841	22.224	16.634	17.366	8	18:50:29.424	55.366	+0.113	22.263	16.444	16.659
(266) Tyron KINARD							9	18:51:24.763	55.339	+0.086	22.241	16.430	16.668
1	18:43:54.121	1:01.074	+5.514	25.450	18.502	17.122	10	18:52:20.299	55.536	+0.283	22.220	16.614	16.702
2	18:44:51.237	57.116	+1.556	23.100	16.974	17.042	11	18:53:15.552	55.253		22.177	16.432	16.644
3	18:45:47.643	56.406	+0.846	22.693	16.791	16.922	12	18:54:11.110	55.558	+0.305	22.302	16.630	16.626
4	18:46:44.147	56.504	+0.944	22.726	16.874	16.904	(378) Carl LUTTHART						
5	18:47:40.285	56.138	+0.578	22.522	16.731	16.885	1	18:43:56.665	1:02.532	+6.907	25.335	19.738	17.459
6	18:48:36.172	55.887	+0.327	22.413	16.623	16.851	2	18:44:54.375	57.710	+2.085	23.105	17.312	17.293
7	18:49:31.949	55.777	+0.217	22.358	16.576	16.843	3	18:45:53.048	58.673	+3.048	23.831	17.674	17.168
8	18:50:27.964	56.015	+0.455	22.376	16.532	17.107	4	18:46:49.899	56.851	+1.226	23.055	16.946	16.850
9	18:51:24.055	56.091	+0.531	22.668	16.664	16.759	5	18:47:46.571	56.672	+1.047	23.042	16.835	16.795
10	18:52:19.793	55.738	+0.178	22.333	16.693	16.712	6	18:48:42.196	56.625		22.351	16.538	16.736
11	18:53:15.353	55.560		22.195	16.686	16.679	7	18:49:38.064	55.868	+0.243	22.195	16.978	16.695
12	18:54:12.397	57.044	+1.484	22.547	17.170	17.327	8	18:50:34.318	56.254	+0.629	22.879	16.651	16.724
(294) Georges NASSAR							9	18:51:30.275	55.957	+0.332	22.392	16.764	16.801
1	18:43:53.589	1:00.988	+5.489	25.572	18.295	17.121	10	18:52:26.005	55.730	+0.105	22.379	16.522	16.829
2	18:44:53.599	1:00.010	+4.511	23.872	18.455	17.683	11	18:53:21.656	55.651	+0.026	22.388	16.549	16.714
3	18:45:50.046	56.447	+0.948	22.805	16.805	16.837	12	18:54:18.344	56.688	+1.063	22.720	16.741	17.227
4	18:46:47.107	57.061	+1.562	22.703	17.125	17.233	(258) Aaron FERRAZZANO						
5	18:47:43.717	56.610	+1.111	22.802	17.051	16.757	1	18:43:59.264	1:05.208	+9.968	26.074	19.805	19.329
6	18:48:40.259	56.542	+1.043	22.640	17.183	16.719	2	18:44:56.970	57.706	+2.466	23.316	17.375	17.015
7	18:49:36.253	55.994	+0.495	22.545	16.674	16.775	3	18:45:55.055	58.085	+2.845	23.075	17.165	17.845
8	18:50:32.010	55.757	+0.258	22.417	16.541	16.799	4	18:46:53.448	58.393	+3.153	23.732	17.508	17.153
9	18:51:27.938	55.928	+0.429	22.672	16.635	16.621	5	18:47:49.756	56.308	+1.068	22.870	16.642	16.796
10	18:52:23.437	55.499		22.321	16.464	16.714	6	18:48:45.491	55.735	+0.495	22.475	16.488	16.772
11	18:53:19.966	56.529	+1.030	23.139	16.792	16.598	7	18:49:40.981	55.490	+0.250	22.356	16.446	16.688
12	18:54:15.745	55.779	+0.280	22.234	16.616	16.929	8	18:50:36.419	55.438	+0.198	22.297	16.483	16.658
(341) Casper NORMANN							9	18:51:31.680	55.261	+0.021	22.283	16.348	16.630
							10	18:52:27.124	55.444	+0.204	22.209	16.407	16.828

IAME Series Benelux Round 4 Genk

X30 Senior

Genk 1,360 Km

Heat 11 A-B

16.08.2024 17:50

Race (10:00 and 1 Laps) started at 18:42:52

Lap	Time of Day	Lap Tm	Diff	S1 Tm	S2 Tm	S3 Tm	Lap	Time of Day	Lap Tm	Diff	S1 Tm	S2 Tm	S3 Tm							
(366) Raphaël LEENDERS																				
1	18:43:56.949	1:03.343	+7.683	25.685	19.962	17.696	7	18:49:39.278	55.648	+0.270	22.275	16.598	16.775							
2	18:44:54.466	57.517	+1.857	23.037	17.211	17.269	8	18:50:35.339	56.061	+0.683	22.333	16.816	16.912							
3	18:45:53.661	59.195	+3.535	23.843	18.210	17.142	9	18:51:30.828	55.489	+0.111	22.356	16.440	16.693							
4	18:46:50.929	57.268	+1.608	22.582	17.219	17.467	10	18:52:26.653	55.825	+0.447	22.488	16.578	16.759							
5	18:47:47.373	56.444	+0.784	22.766	16.758	16.920	11	18:53:22.031	55.378		22.326	16.382	16.670							
6	18:48:43.212	55.839	+0.179	22.435	16.565	16.839	12	18:54:18.331	56.300	+0.922	22.272	16.987	17.041							
7	18:49:39.089	55.877	+0.217	22.454	16.600	16.823	(330) Illiano COUTURE													
8	18:50:35.580	56.491	+0.831	22.781	16.825	16.885	1	18:44:06.056	1:13.344	+18.166	38.184	17.711	17.449							
9	18:51:31.325	55.745	+0.085	22.465	16.553	16.727	2	18:45:03.312	57.256	+2.078	22.956	17.300	17.000							
10	18:52:27.062	55.737	+0.077	22.300	16.570	16.867	3	18:45:59.971	56.659	+1.481	22.901	16.756	17.002							
11	18:53:22.848	55.786	+0.126	22.634	16.430	16.722	4	18:46:56.057	56.086	+0.908	22.645	16.649	16.792							
12	18:54:18.508	55.660		22.362	16.529	16.769	5	18:47:51.946	55.889	+0.711	22.444	16.511	16.934							
(319) Kayne INCE(R)																				
1	18:43:56.590	1:02.669	+6.960	25.155	19.965	17.549	6	18:48:49.607	57.661	+2.483	22.857	17.696	17.108							
2	18:44:54.338	57.748	+2.039	23.147	17.177	17.424	7	18:49:46.659	57.052	+1.874	23.128	16.551	17.373							
3	18:45:51.640	57.302	+1.593	23.449	16.986	16.867	8	18:50:42.243	55.584	+0.406	22.435	16.460	16.689							
4	18:46:47.967	56.327	+0.618	22.608	16.898	16.821	9	18:51:37.605	55.362	+0.184	22.285	16.418	16.659							
5	18:47:44.478	56.511	+0.802	22.669	16.966	16.876	10	18:52:32.783	55.178		22.215	16.361	16.602							
6	18:48:41.290	56.812	+1.103	22.635	16.902	17.275	11	18:53:28.592	55.809	+0.631	22.128	16.552	17.129							
7	18:49:37.737	56.447	+0.738	22.509	16.840	17.098	12	18:54:23.844	55.252	+0.074	22.215	16.377	16.660							
8	18:50:34.171	56.434	+0.725	22.881	16.827	16.821	(289) Otto PYYKÖNEN													
9	18:51:30.531	56.360	+0.651	22.444	17.130	16.786	1	18:43:53.385	1:00.859	+5.426	25.535	18.077	17.247							
10	18:52:27.354	56.823	+1.114	22.610	16.684	17.529	2	18:44:50.756	57.371	+1.938	22.960	17.306	17.105							
11	18:53:23.721	56.367	+0.658	22.768	16.817	16.782	3	18:45:54.540	1:03.784	+8.351	27.337	18.517	17.930							
12	18:54:19.430	55.709		22.375	16.560	16.774	4	18:46:53.486	58.946	+3.513	23.702	17.226	18.018							
(358) Cristian BIASATTI																				
1	18:43:52.347	59.538	+4.350	24.763	17.597	17.178	5	18:47:51.654	58.168	+2.735	23.429	17.546	17.193							
2	18:44:50.047	57.700	+2.512	23.523	17.154	17.023	6	18:48:49.415	57.761	+2.328	22.890	17.704	17.167							
3	18:45:58.240	1:08.193	+13.005	33.278	17.653	17.262	7	18:49:46.639	57.224	+1.791	23.131	16.676	17.417							
4	18:46:54.682	56.442	+1.254	22.698	16.879	16.865	8	18:50:42.753	56.114	+0.681	22.748	16.557	16.809							
5	18:47:51.809	57.127	+1.939	22.535	17.470	17.122	9	18:51:38.310	55.557	+0.124	22.407	16.415	16.735							
6	18:48:49.516	57.707	+2.519	22.892	17.731	17.084	10	18:52:33.790	55.480	+0.047	22.232	16.489	16.759							
7	18:49:45.488	55.972	+0.784	22.713	16.597	16.662	11	18:53:29.223	55.433		22.244	16.398	16.791							
8	18:50:41.024	55.536	+0.348	22.331	16.496	16.709	12	18:54:24.778	55.555	+0.122	22.349	16.505	16.701							
9	18:51:36.297	55.273	+0.085	22.213	16.460	16.600	(221) Raphaël DAUW(R)													
10	18:52:31.768	55.471	+0.283	22.341	16.519	16.611	1	18:43:55.992	1:02.900	+7.476	25.865	19.767	17.268							
11	18:53:26.956	55.188		22.166	16.453	16.569	2	18:44:54.292	58.300	+2.876	23.045	17.548	17.707							
12	18:54:22.531	55.575	+0.387	22.351	16.536	16.688	3	18:45:51.479	57.187	+1.763	23.410	16.928	16.849							
(347) Maximiliano RADECK DA SILVA																				
1	18:43:58.219	1:04.491	+8.836	25.650	20.214	18.627	4	18:46:47.753	56.274	+0.850	22.698	16.740	16.836							
2	18:44:56.652	58.433	+2.778	23.803	17.169	17.461	5	18:47:44.539	56.786	+1.362	22.896	16.806	17.084							
3	18:45:54.723	58.071	+2.416	23.116	17.240	17.715	6	18:48:41.352	56.813	+1.389	22.643	17.131	17.039							
4	18:46:53.268	58.545	+2.890	23.609	17.232	17.704	7	18:49:37.808	56.456	+1.032	22.554	17.174	16.728							
5	18:47:50.867	57.599	+1.944	23.408	17.237	16.954	8	18:50:35.507	57.699	+2.275	23.660	16.922	17.117							
6	18:48:47.309	56.442	+0.787	22.594	16.932	16.916	9	18:51:31.536	56.029	+0.605	22.629	16.646	16.754							
7	18:49:43.371	56.062	+0.407	22.488	16.764	16.810	10	18:52:27.402	55.866	+0.442	22.555	16.503	16.808							
8	18:50:39.604	56.233	+0.578	22.656	16.720	16.857	11	18:53:23.292	55.890	+0.466	22.658	16.524	16.708							
9	18:51:35.455	55.851	+0.196	22.419	16.592	16.840	12	18:54:18.716	55.424		22.263	16.429	16.732							
10	18:52:31.230	55.775	+0.120	22.462	16.578	16.735	(351) VAN DUIJVENVOORDE Yiroh													
11	18:53:26.885	55.655		22.326	16.492	16.837	1	18:43:58.642	1:04.788	+9.385	25.877	20.040	18.871							
12	18:54:22.815	55.930	+0.275	22.611	16.584	16.735	2	18:44:56.584	57.942	+2.539	23.508	17.169	17.265							
(207) Noah MATON																				
1	18:43:53.852	1:00.974	+5.596	25.476	18.257	17.241	3	18:45:54.817	58.233	+2.830	23.020	17.327	17.886							
2	18:44:50.485	56.633	+1.255	22.831	16.883	16.919	4	18:46:53.713	58.896	+3.493	23.810	17.950	17.136							
3	18:45:54.598	1:04.113	+8.735	28.872	17.434	17.807	5	18:47:51.975	58.262	+2.859	23.282	17.578	17.402							
4	18:46:51.838	57.240	+1.862	23.446	16.775	17.019	6	18:48:49.776	57.801	+2.398	23.066	17.611	17.124							
5	18:47:47.919	56.081	+0.703	22.594	16.608	16.879	7	18:49:47.580	57.804	+2.401	23.567	16.949	17.288							
6	18:48:43.630	55.711	+0.333	22.443	16.458	16.810	8	18:50:43.285	55.705	+0.302	22.350	16.584	16.771							
(253) Dinand DE VOS																				
1	18:43:58.420	1:04.169	+8.076	25.435	19.974	18.760	9	18:51:38.916	55.631	+0.228	22.368	16.510	16.753							
2	18:44:56.851	58.431	+2.338	23.929	17.263	17.239	10	18:52:34.319	55.403		22.276	16.479	16.648							
Official Timing www.mwraceconsulting.com																				
Orbits																				



IAME Series Benelux Round 4 Genk

X30 Senior

Genk 1,360 Km

Heat 11 A-B

16.08.2024 17:50

Race (10:00 and 1 Laps) started at 18:42:52

Lap	Time of Day	Lap Tm	Diff	S1 Tm	S2 Tm	S3 Tm	Lap	Time of Day	Lap Tm	Diff	S1 Tm	S2 Tm	S3 Tm
3	18:45:55.339	58.488	+2.395	23.332	17.131	18.025	9	18:51:28.723	55.290	+0.143	22.257	16.424	16.609
4	18:46:53.395	58.056	+1.963	23.201	17.362	17.493	10	18:52:23.870	55.147		22.189	16.333	16.625
5	18:47:50.641	57.246	+1.153	23.182	17.091	16.973	11	18:53:19.670	55.800	+0.653	22.579	16.587	16.634
6	18:48:47.095	56.454	+0.361	22.702	16.798	16.954	12	18:54:15.171	55.501	+0.354	22.227	16.483	16.791
7	18:49:43.203	56.108	+0.015	22.578	16.662	16.868							
8	18:50:39.874	56.671	+0.578	22.894	16.912	16.865							
9	18:51:35.967	56.093		22.607	16.670	16.816							
10	18:52:32.256	56.289	+0.196	22.763	16.694	16.832							
11	18:53:28.739	56.483	+0.390	22.501	16.622	17.360							
12	18:54:25.712	56.973	+0.880	22.930	16.736	17.307							

(396) Eric WESS

1	18:43:59.432	1:05.413	+9.423	26.202	21.335	17.876
2	18:45:03.929	1:04.497	+8.507	23.452	17.266	23.779
3	18:46:04.275	1:00.346	+4.356	26.197	17.056	17.093
4	18:47:01.293	57.018	+1.028	23.037	17.041	16.940
5	18:47:57.690	56.397	+0.407	22.789	16.730	16.878
6	18:48:54.165	56.475	+0.485	22.616	16.829	17.030
7	18:49:50.405	56.240	+0.250	22.634	16.661	16.945
8	18:50:46.577	56.172	+0.182	22.563	16.674	16.935
9	18:51:42.740	56.163	+0.173	22.663	16.573	16.927
10	18:52:39.078	56.338	+0.348	22.718	16.713	16.907
11	18:53:35.068	55.990		22.543	16.560	16.887
12	18:54:31.130	56.062	+0.072	22.529	16.621	16.912

(286) Ruby VERLINDEN

1	18:44:04.419	1:09.889	+14.163	25.747	25.509	18.633
2	18:45:03.087	58.668	+2.942	23.644	17.544	17.480
3	18:46:00.965	57.878	+2.152	23.360	17.221	17.297
4	18:46:57.697	56.732	+1.006	22.697	17.055	16.980
5	18:47:54.428	56.731	+1.005	22.716	16.979	17.036
6	18:48:51.144	56.716	+0.990	22.588	17.060	17.068
7	18:49:47.759	56.615	+0.889	22.629	16.905	17.081
8	18:50:43.668	55.909	+0.183	22.455	16.568	16.886
9	18:51:39.394	55.726		22.357	16.551	16.818
10	18:52:35.317	55.923	+0.197	22.417	16.659	16.847
11	18:53:31.064	55.747	+0.021	22.278	16.590	16.879
12	18:54:27.026	55.962	+0.236	22.419	16.640	16.903

(338) Luna CLERET

1	18:43:59.118	1:04.039	+6.481	25.133	21.131	17.775
2	18:44:58.062	58.944	+1.386	23.351	17.592	18.001
3	18:45:55.723	57.661	+0.103	23.811	16.898	16.952
4	18:46:53.520	57.797	+0.239	23.092	17.635	17.070
5	18:47:51.078	57.558		23.230	17.520	16.808
6	18:48:49.902	58.824	+1.266	23.239	17.635	17.950

(333) Maxim VANSCHOENWINKEL

1	18:44:04.932	1:11.221	+11.620	26.337	26.172	18.712
2	18:45:04.533	59.601		23.830	17.994	17.777

(287) Rinse VOS

1	18:43:59.377	1:04.937		25.704	20.051	19.182
---	--------------	-----------------	--	---------------	--------	---------------

(324) Livia SAMSON

1	18:43:59.429	1:04.746		25.671	21.321	17.754
---	--------------	-----------------	--	---------------	---------------	---------------

(242) Kyuho LEE

1	18:43:57.418	1:04.684	+9.537	25.989	20.572	18.123
2	18:44:54.541	57.123	+1.976	23.015	17.090	17.018
3	18:45:53.960	59.419	+4.272	23.816	18.352	17.251
4	18:46:50.123	56.163	+1.016	22.555	16.848	16.760
5	18:47:46.227	56.104	+0.957	22.685	16.666	16.753
6	18:48:41.723	55.496	+0.349	22.300	16.511	16.685
7	18:49:37.675	55.952	+0.805	22.312	16.761	16.879
8	18:50:33.433	55.758	+0.611	22.497	16.506	16.755

IAME Series Benelux Round 4 Genk
X30 Senior
Genk 1,360 Km
Warm up E-G
17.08.2024 08:30
Practice (5:00 Time) started at 8:30:07

Pos	No.	Name	Nat	Chassis	Raceteam	Laps	Best Tm	Diff	Gap	In Lap	km/h
1	257	Hugo BESSON	FRA	KR	Vdk	4	1:13.014			3	67,056
2	224	Angelo MELI	BEL	Tony-Kart	EGP Racing Team	4	1:13.130	0.116	0.116	2	66,949
3	254	Conor GRANT	IRL	KR	Victory Lane	4	1:13.354	0.340	0.224	4	66,745
4	261	Thibauld GELADE	BEL	Alonso Kart	GEPA RACING	4	1:13.709	0.695	0.355	4	66,423
5	204	Emmilio VANOVERBERGHE	BEL	Tony-Kart	EGP Racing Team	4	1:13.836	0.822	0.127	2	66,309
6	397	Beau HEIJMANS	NLD	Falcon	Falcon racing team	4	1:13.878	0.864	0.042	3	66,271
7	241	Mirco WOUTERS	BEL	Tony-Kart	EGP Racing Team	4	1:13.887	0.873	0.009	1	66,263
8	302	Lauritz SACHSE	DNK	Falcon	Falcon racing team	4	1:13.913	0.899	0.026	4	66,240
9	354	Charly GLUME	BEL	Lando Norri	Eurokarting	4	1:14.145	1.131	0.232	2	66,033
10	357	Roxanne LANTINGA(R)	NLD	Tony-Kart	Lantinga Racing	4	1:14.425	1.411	0.280	3	65,784
11	236	Matthias VANDEKERCKHOV	BEL	KR	Victory Lane	4	1:14.501	1.487	0.076	3	65,717
12	270	Thomas VAN VLIET(R)	NLD	Kosmic	Rsd Karting	4	1:14.671	1.657	0.170	4	65,568
13	355	Alessandro BIGI	ARE	KR	Victory Lane	4	1:14.795	1.781	0.124	4	65,459
14	246	Mattéo VAN DE KERCHOVE	BEL	KR	Vdk	4	1:14.797	1.783	0.002	3	65,457
15	249	Riemer BLONK	NLD	Croc Promo	KCR-Racing	4	1:14.891	1.877	0.094	4	65,375
16	297	Luis ESSER	DEU	Tony-Kart	Privateer	4	1:14.906	1.892	0.015	4	65,362
17	325	Quentin DAPOIGNY	FRA	Kosmic	Privateer	4	1:14.927	1.913	0.021	4	65,344
18	225	Koen DE ROOIJ	NLD	Exprit	wjs racing	4	1:14.944	1.930	0.017	4	65,329
19	376	Maxim HAROUTOUNIAN	NLD	Falcon	Falcon racing team	4	1:14.978	1.964	0.034	4	65,299
20	222	Alexi CONSTANT(R)	BEL	Kosmic	AC Racing	4	1:15.011	1.997	0.033	3	65,270
21	284	Mika VOS	NLD	Kosmic	Fusion Motorsport Benelu	4	1:15.105	2.091	0.094	4	65,189
22	214	Yanis BOUILLEZ	BEL	Kosmic	PJM	4	1:15.209	2.195	0.104	3	65,099
23	308	Louka MOULARD(R)	BEL	Tony-Kart	MCK Racing	4	1:15.221	2.207	0.012	4	65,088
24	342	Cathal CLARK	GBR	KR	Fusion Motorsport Benelu	4	1:15.663	2.649	0.442	3	64,708
25	344	Luis AGUIAR CARDOSO	PRT	KR	Vdk	4	1:15.930	2.916	0.267	3	64,480
26	281	Maxime BLANCHEMAIN	FRA	KR	Victory Lane	4	1:16.175	3.161	0.245	4	64,273
27	202	Taiyo VLIEGEN(R)	THA	Falcon	Falcon racing team	4	1:16.374	3.360	0.199	4	64,106
28	345	Sofia ZANFARI	MAR	Croc Promo	Victory Lane	4	1:16.656	3.642	0.282	4	63,870
29	398	Lluis TORT MAS	ESP	Gillard	AUTO CLUB RC2 VALLÈS	4	1:18.031	5.017	1.375	4	62,744
30	208	Ellie DAX(R)	LUX	Kosmic	CG Racing	4	1:18.320	5.306	0.289	3	62,513



IAME Series Benelux Round 4 Genk

X30 Senior

Genk 1,360 Km

Warm up E-G

17.08.2024 08:30

Practice (5:00 Time) started at 8:30:07

Lap	Time of Day	Lap Tm	Diff	S1 Tm	S2 Tm	S3 Tm
(257) Hugo BESSON						
1	8:31:45.475	1:14.079	+1.065	30.007	22.211	21.861
2	8:32:59.857	1:14.382	+1.368	29.349	22.568	22.465
3	8:34:12.871	1:13.014		28.717	22.307	21.990
4	8:35:26.413	1:13.542	+0.528	28.883	22.562	22.097

Lap	Time of Day	Lap Tm	Diff	S1 Tm	S2 Tm	S3 Tm
(270) Thomas VAN VLIET(R)						
1	8:31:39.823	1:17.163	+2.492	31.136		22.847
2	8:32:55.564	1:15.741	+1.070	29.918	23.276	22.547
3	8:34:10.353	1:14.789	+0.118	29.742	22.811	22.236
4	8:35:25.024	1:14.671		29.724	22.789	22.158

(224) Angelo MELI						
1	8:31:35.965	1:14.097	+0.967	29.757	22.529	21.811
2	8:32:49.095	1:13.130		28.964	22.146	22.020
3	8:34:02.545	1:13.450	+0.320	28.993	22.625	21.832
4	8:35:15.986	1:13.441	+0.311	28.956	22.176	22.309

(355) Alessandro BIGI						
1	8:31:45.278	1:21.468	+6.673	31.265	27.884	22.319
2	8:33:01.005	1:15.727	+0.932	30.100	23.103	22.524
3	8:34:16.029	1:15.024	+0.229	29.758	22.927	22.339
4	8:35:30.824	1:14.795		29.793	22.898	22.104

(254) Conor GRANT						
1	8:31:31.104	1:14.730	+1.376	29.795	22.663	22.272
2	8:32:45.308	1:14.204	+0.850	29.108	22.872	22.224
3	8:33:59.405	1:14.097	+0.743	29.158	22.802	22.137
4	8:35:12.759	1:13.354		28.744	22.405	22.205

(246) Mattéo VAN DE KERCHOVE						
1	8:31:50.797	1:16.178	+1.381	30.307	22.939	22.932
2	8:33:05.751	1:14.954	+0.157	29.694	22.533	22.727
3	8:34:20.548	1:14.797		29.692	22.806	22.299
4	8:35:35.606	1:15.058	+0.261	29.603	22.737	22.718

(261) Thibauld GELADE						
1	8:31:32.215	1:14.900	+1.191	30.123	22.870	21.907
2	8:32:47.081	1:14.866	+1.157	29.564	23.091	22.211
3	8:34:01.277	1:14.196	+0.487	29.241	22.878	22.077
4	8:35:14.986	1:13.709		28.981	22.611	22.117

(249) Riemer BLONK						
1	8:31:40.300	1:16.032	+1.141	30.336	22.958	22.738
2	8:32:55.983	1:15.683	+0.792	29.835	23.176	22.672
3	8:34:11.187	1:15.204	+0.313	29.855	22.775	22.574
4	8:35:26.078	1:14.891		29.803	22.760	22.328

(204) Emmilio VANOVERBERGHE						
1	8:31:37.230	1:16.331	+2.495	30.871	23.120	22.340
2	8:32:51.066	1:13.836		29.245	22.485	22.106
3	8:34:05.220	1:14.154	+0.318	29.388	22.529	22.237
4	8:35:19.675	1:14.455	+0.619	29.182	22.821	22.452

(297) Luis ESSER						
1	8:31:41.964	1:16.906	+2.000	30.461	23.867	22.578
2	8:32:57.336	1:15.372	+0.466	29.786	23.142	22.444
3	8:34:12.328	1:14.992	+0.086	29.721	23.108	22.163
4	8:35:27.234	1:14.906		29.369	23.202	22.335

(397) Beau HEIJMANS						
1	8:31:38.144	1:14.349	+0.471	29.724	22.607	22.018
2	8:32:52.513	1:14.369	+0.491	29.462	22.803	22.104
3	8:34:06.391	1:13.878		29.197	22.503	22.178
4	8:35:20.402	1:14.011	+0.133	29.157	22.634	22.220

(325) Quentin DAPOIGNY						
1	8:31:37.811	1:15.751	+0.824	30.136	23.111	22.504
2	8:32:53.625	1:15.814	+0.887	30.312	23.225	22.277
3	8:34:08.855	1:15.230	+0.303	29.795	23.098	22.337
4	8:35:23.782	1:14.927		29.663	22.779	22.485

(241) Mirco WOUTERS						
1	8:31:54.701	1:13.887		29.466	22.645	21.776
2	8:33:10.105	1:15.404	+1.517	29.822	22.752	22.830
3	8:34:24.103	1:13.998	+0.111	29.562	22.278	22.158
4	8:35:39.870	1:15.767	+1.880	30.012	23.079	22.676

(225) Koen DE ROOIJ						
1	8:31:44.660	1:17.589	+2.645	30.078	24.889	22.622
2	8:33:01.213	1:16.553	+1.609	30.203	23.263	23.087
3	8:34:16.468	1:15.255	+0.311	30.012	22.904	22.339
4	8:35:31.412	1:14.944		29.714	22.850	22.380

(302) Lauritz SACHSE						
1	8:31:32.622	1:15.601	+1.688	30.610	22.853	22.138
2	8:32:47.640	1:15.018	+1.105	29.418	23.486	22.114
3	8:34:01.835	1:14.195	+0.282	29.209	22.799	22.187
4	8:35:15.748	1:13.913		28.971	22.667	22.275

(376) Maxim HAROUTOUNIAN						
1	8:31:57.930	1:31.295	+16.317	30.089	38.742	22.464
2	8:33:13.549	1:15.619	+0.641	29.700	23.628	22.291
3	8:34:28.839	1:15.290	+0.312	29.755	23.357	22.178
4	8:35:43.817	1:14.978		29.813	22.834	22.331

(354) Charly GLUME						
1	8:31:34.665	1:14.506	+0.361	29.961	22.608	21.937
2	8:32:48.810	1:14.145		29.319	22.755	22.071
3	8:34:05.532	1:16.722	+2.577	29.171	24.764	22.787
4	8:35:19.888	1:14.356	+0.211	29.431	22.880	22.045

(222) Alexi CONSTANT(R)						
1	8:31:48.996	1:16.141	+1.130	30.503	23.235	22.403
2	8:33:05.007	1:16.011	+1.000	29.923	23.052	23.036
3	8:34:20.018	1:15.011		29.795	22.914	22.302
4	8:35:35.236	1:15.218	+0.207	29.440	23.153	22.625

(357) Roxanne LANTINGA(R)						
1	8:31:53.031	1:16.206	+1.781	30.314	23.206	22.686
2	8:33:08.828	1:15.797	+1.372	30.373	23.104	22.320
3	8:34:23.253	1:14.425		29.491	22.684	22.250
4	8:35:37.988	1:14.735	+0.310	29.509	22.955	22.271

(284) Mika VOS						
1	8:31:52.654	1:16.848	+1.743	30.909	23.110	22.829
2	8:33:08.420	1:15.766	+0.661	29.976	23.182	22.608
3	8:34:23.896	1:15.476	+0.371	29.576	23.322	22.578
4	8:35:39.001	1:15.105		29.653	22.762	22.690

(236) Matthias VANDEKERCKHOVE						
1	8:31:49.741	1:16.342	+1.841	30.303	23.366	22.673
2	8:33:04.775	1:15.034	+0.533	29.606	22.795	22.633
3	8:34:19.276	1:14.501		29.369	22.842	22.290
4	8:35:33.938	1:14.662	+0.161	29.455	22.595	22.612

(214) Yanis BOUILLEZ						
1	8:31:51.116	1:16.999	+1.790	31.190	22.945	22.864
2	8:33:12.102	1:20.986	+5.777	35.380	23.193	22.413
3	8:34:27.311	1:15.209		30.103	22.939	22.167
4	8:35:42.735	1:15.424	+0.215	29.890	23.012	22.522

IAME Series Benelux Round 4 Genk

X30 Senior

Genk 1,360 Km

Warm up E-G

17.08.2024 08:30

Practice (5:00 Time) started at 8:30:07

Lap	Time of Day	Lap Tm	Diff	S1 Tm	S2 Tm	S3 Tm	Lap	Time of Day	Lap Tm	Diff	S1 Tm	S2 Tm	S3 Tm
(308) Louka MOULARD(R)													
1	8:31:31.774	1:15.663	+0.442	30.021	23.308	22.334							
2	8:32:47.927	1:16.153	+0.932	30.084	23.529	22.540							
3	8:34:03.338	1:15.411	+0.190	29.827	23.206	22.378							
4	8:35:18.559	1:15.221		29.372	23.135	22.714							
(342) Cathal CLARK													
1	8:31:53.820	1:16.534	+0.871	30.595	23.153	22.786							
2	8:33:10.122	1:16.302	+0.639	30.267	23.187	22.848							
3	8:34:25.785	1:15.663		30.136	22.816	22.711							
4	8:35:41.452	1:15.667	+0.004	30.098	22.979	22.590							
(344) Luis AGUIAR CARDOSO													
1	8:32:06.739	1:20.945	+5.015	30.687	26.848	23.410							
2	8:33:23.378	1:16.639	+0.709	30.294	23.470	22.875							
3	8:34:39.308	1:15.930		29.907	23.185	22.838							
4	8:35:56.467	1:17.159	+1.229	30.429	23.811	22.919							
(281) Maxime BLANCHEMAIN													
1	8:31:52.211	1:22.614	+6.439	36.217	23.478	22.919							
2	8:33:09.420	1:17.209	+1.034	30.775	23.369	23.065							
3	8:34:25.629	1:16.209	+0.034	30.414	23.122	22.673							
4	8:35:41.804	1:16.175		30.196	23.342	22.637							
(202) Taiyo VLIEGEN(R)													
1	8:31:37.580	1:18.590	+2.216	31.870	23.569	23.151							
2	8:32:55.434	1:17.854	+1.480	31.415	23.438	23.001							
3	8:34:13.680	1:18.246	+1.872	31.261	23.721	23.264							
4	8:35:30.054	1:16.374		30.291	23.286	22.797							
(345) Sofia ZANFARI													
1	8:31:48.435	1:19.174	+2.518	32.351	23.720	23.103							
2	8:33:06.247	1:17.812	+1.156	30.644	23.632	23.536							
3	8:34:23.174	1:16.927	+0.271	30.320	23.684	22.923							
4	8:35:39.830	1:16.656		30.118	23.560	22.978							
(398) Lluís TORT MAS													
1	8:31:40.876	1:20.326	+2.295	32.279	24.000	24.047							
2	8:33:00.301	1:19.425	+1.394	31.809	23.855	23.761							
3	8:34:18.402	1:18.101	+0.070	31.356	23.394	23.351							
4	8:35:36.433	1:18.031		30.556	23.323	24.152							
(208) Ellie DAX(R)													
1	8:31:50.659	1:21.949	+3.629	34.213	24.150	23.586							
2	8:33:19.441	1:28.782	+10.462	40.587	24.639	23.556							
3	8:34:37.761	1:18.320		31.607	23.777	22.936							
4	8:35:56.726	1:18.965	+0.645	32.054	24.055	22.856							

IAME Series Benelux Round 4 Genk
X30 Senior
Genk 1,360 Km
Warm up A-C
17.08.2024 08:40
Practice (5:00 Time) started at 8:40:04

Pos	No.	Name	Nat	Chassis	Raceteam	Laps	Best Tm	Diff	Gap	In Lap	km/h
1	385	Vilmer SVAHN	SWE	Croc Promo	Croc Promotion	4	1:11.900			4	68,095
2	250	Mattiz MEERSCHAUT	BEL	Croc Promo	KCR-Racing	4	1:12.939	1.039	1.039	4	67,125
3	242	Kyuhu LEE	KOR	Tony-Kart	EGP Racing Team	4	1:12.943	1.043	0.004	4	67,121
4	296	Kevin LANTINGA	NLD	Croc Promo	Lantinga Racing	4	1:13.216	1.316	0.273	4	66,871
5	269	Clement OUTRAN	FRA	TB Kart	Tb Kart	4	1:13.295	1.395	0.079	3	66,799
6	333	Maxim VANSCHOENWINKEI	BEL	KR	Victory Lane	4	1:13.356	1.456	0.061	4	66,743
7	340	Thibeau WIJERS	NLD	CRG	DFK	4	1:13.483	1.583	0.127	4	66,628
8	307	Andrea PIROVANO	ITA	TB Kart	TBKART	4	1:13.657	1.757	0.174	4	66,470
9	247	Sem VAN DER HEIJDEN(R)	NLD	Croc Promo	KCR-Racing	4	1:13.828	1.928	0.171	4	66,316
10	366	Raphaël LEENDERS	BEL	Kosmic	Rsd Karting	4	1:13.856	1.956	0.028	4	66,291
11	338	Luna CLERET	FRA	Pantano	PANTANO RACING TEAM	4	1:13.893	1.993	0.037	4	66,258
12	353	Tobias NORMANN	DNK	Tony-Kart	Ravet Racing Team	4	1:13.946	2.046	0.053	4	66,210
13	339	Lewis MACKIE	GBR	Tony-Kart	EGP Racing Team	4	1:13.974	2.074	0.028	4	66,185
14	378	Carl LUTTHART	DEU	Falcon	Falcon racing team	4	1:14.011	2.111	0.037	3	66,152
15	274	Miguel SILVA	PRT	Pantano	PANTANO RACING TEAM	4	1:14.011	2.111		4	66,152
16	358	Cristian BIASATTI	ITA	TB Kart	Tb Kart	4	1:14.116	2.216	0.105	4	66,059
17	264	Max STORM	NLD	Kosmic	Fusion Motorsport Benelu	4	1:14.119	2.219	0.003	4	66,056
18	301	Bertram SACHSE(R)	DNK	Falcon	Falcon racing team	4	1:14.176	2.276	0.057	4	66,005
19	240	Luke TAYLOR	GBR	Lando Norri	Premium Karting	4	1:14.206	2.306	0.030	3	65,978
20	268	Clément MASSAUX	BEL	Tony-Kart	Ravet Racing Team	4	1:14.270	2.370	0.064	2	65,922
21	293	Dennis BOUMAN	NLD	Exprit	wjs racing	4	1:14.474	2.574	0.204	4	65,741
22	215	Esteban WALGRAEVE	BEL	Kosmic	Rsd Karting	4	1:14.606	2.706	0.132	3	65,625
23	216	Victor LOUIS	BEL	Kosmic	Rsd Karting	3	1:14.611	2.711	0.005	2	65,620
24	384	Victor AEGERTER	FRA	Croc Promo	Croc Promotion	4	1:14.714	2.814	0.103	4	65,530
25	255	Julian KAMEN	NLD	KR	KBK COMPETITION	4	1:14.838	2.938	0.124	3	65,421
26	303	Christopher BINGHAM	GBR	Gillard	S8 Racing	4	1:14.843	2.943	0.005	4	65,417
27	221	Raphaël DAUW(R)	BEL	Kosmic	CG Racing	4	1:14.858	2.958	0.015	4	65,404
28	327	Lukas HORCICKA(R)	CZE	Alonso Kart	GEPA RACING	4	1:15.003	3.103	0.145	3	65,277
29	319	Kayne INCE(R)	NLD	Praga	OW karting	4	1:15.219	3.319	0.216	3	65,090
30	396	Eric WESS	DEU	Drago Corsi	Dutt Motorsport	4	1:15.551	3.651	0.332	2	64,804
31	288	Tristan KROONE	NLD	TD Kart	Privateer	1	1:22.562	10.662	7.011	1	59,301
32	238	Enzo MENENDEZ	FRA	RedSpeed	Renaux Racing Team					0	-

IAME Series Benelux Round 4 Genk

X30 Senior

Genk 1,360 Km

Warm up A-C

17.08.2024 08:40

Practice (5:00 Time) started at 8:40:04

Lap	Time of Day	Lap Tm	Diff	S1 Tm	S2 Tm	S3 Tm
(385) Vilmer SVAHN						
1	8:41:56.852	1:15.346	+3.446	30.068	22.852	22.426
2	8:43:10.259	1:13.407	+1.507	29.126	22.232	22.049
3	8:44:23.773	1:13.514	+1.614	29.211	22.152	22.151
4	8:45:35.673	1:11.900		28.320	21.641	21.939

Lap	Time of Day	Lap Tm	Diff	S1 Tm	S2 Tm	S3 Tm
(353) Tobias NORMANN						
1	8:41:31.872	1:15.908	+1.962	30.490	23.132	22.286
2	8:42:47.691	1:15.819	+1.873	29.782	23.231	22.806
3	8:44:04.723	1:17.032	+3.086	29.825	24.304	22.903
4	8:45:18.669	1:13.946		29.277	22.628	22.041

(250) Mattiz MEERSCHAUT						
1	8:41:57.285	1:14.741	+1.802	29.436	22.998	22.307
2	8:43:10.753	1:13.468	+0.529	29.029	22.460	21.979
3	8:44:25.106	1:14.353	+1.414	29.359	22.890	22.104
4	8:45:38.045	1:12.939		28.548	22.270	22.121

(339) Lewis MACKIE						
1	8:41:33.076	1:16.555	+2.581	30.475	23.295	22.785
2	8:42:49.933	1:16.857	+2.883	29.984	23.889	22.984
3	8:44:03.964	1:14.031	+0.057	29.365	22.422	22.244
4	8:45:17.938	1:13.974		29.355	22.418	22.201

(242) Kyuho LEE						
1	8:41:53.667	1:16.460	+3.517	30.530	23.351	22.579
2	8:43:07.683	1:14.016	+1.073	29.358	22.421	22.237
3	8:44:20.900	1:13.217	+0.274	28.932	22.416	21.869
4	8:45:33.843	1:12.943		28.768	22.202	21.973

(378) Carl LUTTHART						
1	8:41:30.882	1:16.404	+2.393	30.945	22.994	22.465
2	8:42:45.168	1:14.286	+0.275	29.618	22.593	22.075
3	8:43:59.179	1:14.011		29.224	22.509	22.278
4	8:45:13.464	1:14.285	+0.274	29.018	23.001	22.266

(296) Kevin LANTINGA						
1	8:41:52.132	1:15.926	+2.710	30.985	22.831	22.110
2	8:43:05.969	1:13.837	+0.621	28.976	22.910	21.951
3	8:44:19.891	1:13.922	+0.706	29.424	22.679	21.819
4	8:45:33.107	1:13.216		28.725	22.563	21.928

(274) Miguel SILVA						
1	8:41:44.638	1:20.339	+6.328	33.031	23.951	23.357
2	8:43:02.319	1:17.681	+3.670	30.449	24.315	22.917
3	8:44:18.480	1:16.161	+2.150	30.464	22.933	22.764
4	8:45:32.491	1:14.011		29.411	22.510	22.090

(269) Clement OUTRAN						
1	8:41:53.073	1:15.192	+1.897	30.296	22.679	22.217
2	8:43:06.883	1:13.810	+0.515	29.112	22.547	22.151
3	8:44:20.178	1:13.295		28.784	22.561	21.950
4	8:45:33.550	1:13.372	+0.077	28.724	22.474	22.174

(358) Cristian BIASATTI						
1	8:41:46.453	1:15.556	+1.440	30.450	22.879	22.227
2	8:43:01.598	1:15.145	+1.029	29.738	23.028	22.379
3	8:44:16.015	1:14.417	+0.301	29.716	22.688	22.013
4	8:45:30.131	1:14.116		29.234	22.573	22.309

(333) Maxim VANSCHOENWINKEL						
1	8:41:28.963	1:14.743	+1.387	29.987	22.473	22.283
2	8:42:47.716	1:18.753	+5.397	29.374	26.974	22.405
3	8:44:01.453	1:13.737	+0.381	29.325	22.312	22.100
4	8:45:14.809	1:13.356		28.930	22.304	22.122

(264) Max STORM						
1	8:41:33.748	1:18.093	+3.974	31.043	23.899	23.151
2	8:42:48.565	1:14.817	+0.698	29.671	22.754	22.392
3	8:44:03.144	1:14.579	+0.460	29.336	22.996	22.247
4	8:45:17.263	1:14.119		28.987	22.688	22.444

(340) Thibau WIJERS						
1	8:41:38.814	1:17.986	+4.503	30.824	23.499	23.663
2	8:42:54.720	1:15.906	+2.423	29.496	23.306	23.104
3	8:44:09.530	1:14.810	+1.327	29.230	23.149	22.431
4	8:45:23.013	1:13.483		28.901	22.696	21.886

(301) Bertram SACHSE(R)						
1	8:41:54.672	1:17.261	+3.085	32.074	22.955	22.232
2	8:43:09.534	1:14.862	+0.686	29.669	23.197	21.996
3	8:44:25.803	1:16.269	+2.093	30.882	22.979	22.408
4	8:45:39.979	1:14.176		29.589	22.461	22.126

(307) Andrea PIROVANO						
1	8:41:45.952	1:15.562	+1.905	30.353	22.890	22.319
2	8:43:00.537	1:14.585	+0.928	29.544	22.900	22.141
3	8:44:14.308	1:13.771	+0.114	29.191	22.294	22.286
4	8:45:27.965	1:13.657		29.108	22.269	22.280

(240) Luke TAYLOR						
1	8:41:38.196	1:16.148	+1.942	30.348	22.918	22.882
2	8:42:53.073	1:14.877	+0.671	29.568	22.649	22.660
3	8:44:07.279	1:14.206		29.386	22.515	22.305
4	8:45:22.000	1:14.721	+0.515	29.112	23.117	22.492

(247) Sem VAN DER HEIJDEN(R)						
1	8:42:00.992	1:16.355	+2.527	30.724	23.120	22.511
2	8:43:15.910	1:14.918	+1.090	29.620	23.159	22.139
3	8:44:30.625	1:14.715	+0.887	29.459	22.919	22.337
4	8:45:44.453	1:13.828		29.153	22.370	22.305

(268) Clément MASSAUX						
1	8:41:29.965	1:16.399	+2.129	31.068	22.881	22.450
2	8:42:44.235	1:14.270		29.410	22.619	22.241
3	8:43:58.631	1:14.396	+0.126	29.175	22.637	22.584
4	8:45:14.403	1:15.772	+1.502	29.000	24.356	22.416

(366) Raphaël LEENDERS						
1	8:41:33.426	1:16.218	+2.362	30.134	23.011	23.073
2	8:42:48.023	1:14.597	+0.741	29.336	22.686	22.575
3	8:44:02.457	1:14.434	+0.578	29.493	22.728	22.213
4	8:45:16.313	1:13.856		29.134	22.564	22.158

(293) Dennis BOUMAN						
1	8:41:34.188	1:15.648	+1.174	30.460	22.728	22.460
2	8:42:49.924	1:15.736	+1.262	29.635	23.250	22.851
3	8:44:05.081	1:15.157	+0.683	29.761	22.917	22.479
4	8:45:19.555	1:14.474		29.409	22.838	22.227

(338) Luna CLERET						
1	8:41:36.486	1:18.216	+4.323	31.466	23.846	22.904
2	8:42:51.801	1:15.315	+1.422	29.855	22.776	22.684
3	8:44:06.643	1:14.842	+0.949	29.553	22.964	22.325
4	8:45:20.536	1:13.893		28.901	23.110	21.882

(215) Esteban WALGRAEVE						
1	8:41:48.798	1:16.763	+2.157	30.764	23.236	22.763
2	8:43:04.052	1:15.254	+0.648	29.870	22.874	22.510
3	8:44:18.658	1:14.606		29.748	22.515	22.343
4	8:45:33.811	1:15.153	+0.547	29.496	22.554	23.103

IAME Series Benelux Round 4 Genk

X30 Senior

Genk 1,360 Km

Warm up A-C

17.08.2024 08:40

Practice (5:00 Time) started at 8:40:04

Lap	Time of Day	Lap Tm	Diff	S1 Tm	S2 Tm	S3 Tm	Lap	Time of Day	Lap Tm	Diff	S1 Tm	S2 Tm	S3 Tm
(216) Victor LOUIS													
1	8:42:01.593	1:19.559	+4.948	34.016	22.734	22.809							
2	8:43:16.204	1:14.611		29.827	22.424	22.360							
3	8:44:31.161	1:14.957	+0.346	29.503	22.599	22.855							
(384) Victor AEGERTER													
1	8:41:45.088	1:17.071	+2.357	31.124	23.302	22.645							
2	8:43:01.971	1:16.883	+2.169	30.089	23.516	23.278							
3	8:44:24.042	1:22.071	+7.357	36.416	22.834	22.821							
4	8:45:38.756	1:14.714		29.395	23.014	22.305							
(255) Julian KAMEN													
1	8:41:31.526	1:17.057	+2.219	30.839	23.587	22.631							
2	8:42:46.492	1:14.966	+0.128	29.836	22.838	22.292							
3	8:44:01.330	1:14.838		29.389	23.188	22.261							
4	8:45:17.188	1:15.858	+1.020	30.247	22.938	22.673							
(303) Christopher BINGHAM													
1	8:41:41.246	1:16.397	+1.554	30.916	23.041	22.440							
2	8:42:56.907	1:15.661	+0.818	30.116	23.023	22.522							
3	8:44:11.989	1:15.082	+0.239	29.844	22.938	22.300							
4	8:45:26.832	1:14.843		29.440	23.037	22.366							
(221) Raphaël DAUW(R)													
1	8:41:42.771	1:16.125	+1.267	30.555	22.975	22.595							
2	8:42:58.310	1:15.539	+0.681	30.021	22.961	22.557							
3	8:44:13.271	1:14.961	+0.103	29.720	22.621	22.620							
4	8:45:28.129	1:14.858		29.602	22.651	22.605							
(327) Lukas HORCICKA(R)													
1	8:41:35.859	1:17.205	+2.202	30.799	23.427	22.979							
2	8:42:51.484	1:15.625	+0.622	29.790	22.745	23.090							
3	8:44:06.487	1:15.003		29.760	22.573	22.670							
4	8:45:22.104	1:15.617	+0.614	29.869	23.452	22.296							
(319) Kayne INCE(R)													
1	8:41:54.261	1:16.200	+0.981	30.621	23.094	22.485							
2	8:43:10.401	1:16.140	+0.921	29.802	23.568	22.770							
3	8:44:25.620	1:15.219		29.978	22.991	22.250							
4	8:45:48.864	1:23.244	+8.025	34.617	24.512	24.115							
(396) Eric WESS													
1	8:41:43.257	1:17.559	+2.008	31.018	23.674	22.867							
2	8:42:58.808	1:15.551		29.821	23.107	22.623							
3	8:44:14.699	1:15.891	+0.340	29.910	22.857	23.124							
4	8:45:30.911	1:16.212	+0.661	29.855	23.530	22.827							
(288) Tristan KROONE													
1	8:41:58.279	1:22.562		34.328	24.601	23.633							

IAME Series Benelux Round 4 Genk
X30 Senior
Genk 1,360 Km
Warm up B-D
17.08.2024 08:50
Practice (5:00 Time) started at 8:49:43

Pos	No.	Name	Nat	Chassis	Raceteam	Laps	Best Tm	Diff	Gap	In Lap	km/h
1	341	Casper NORMANN	DNK	Kosmic	Ravet Racing Team	5	1:08.899			5	71,061
2	374	Fionn MC LAUGHLIN	IRL	KR	Vdk	5	1:08.971	0.072	0.072	5	70,986
3	289	Otto PYYKÖNEN	FIN	Tony-Kart	EGP Racing Team	5	1:09.076	0.177	0.105	5	70,878
4	290	Sam BALOTA	BEL	Kosmic	Dream Racing	5	1:09.734	0.835	0.658	5	70,210
5	201	Henkie KALTEREN	NLD	Kosmic	Rsd Karting	4	1:09.866	0.967	0.132	4	70,077
6	294	Georges NASSAR	ARE	KR	Victory Lane	5	1:09.918	1.019	0.052	5	70,025
7	258	Aaron FERRAZZANO	BEL	Kosmic	Eurokarting	5	1:09.962	1.063	0.044	5	69,981
8	306	Ilyes PRUVOST	FRA	RedSpeed	Renaux Racing Team	5	1:10.143	1.244	0.181	5	69,800
9	377	Torben GROEHNDAHL	DEU	KR	CV Performance Group	4	1:10.174	1.275	0.031	4	69,769
10	259	Simon LACROIX	BEL	Kosmic	Rsd Karting	5	1:10.456	1.557	0.282	5	69,490
11	231	Gaëtan DEBRABANDERE	BEL	RedSpeed	CG Racing	4	1:10.647	1.748	0.191	4	69,302
12	273	Kyano WELLENS	BEL	Tony-Kart	EGP Racing Team	5	1:10.774	1.875	0.127	5	69,178
13	267	Rhys NEWBURN	GBR	TB Kart	S8 Racing	5	1:10.777	1.878	0.003	5	69,175
14	280	Joep MULLER	NLD	Kosmic	FSR	4	1:10.967	2.068	0.190	4	68,990
15	275	Jack NETTLESHIP	GBR	TB Kart	Privateer	4	1:11.087	2.188	0.120	3	68,873
16	217	Tess VERSCHOOR	NLD	Croc Promo	KCR-Racing	4	1:11.103	2.204	0.016	4	68,858
17	375	Marc LO PICCOLO	FRA	RedSpeed	PB Kart	4	1:11.187	2.288	0.084	4	68,777
18	265	Alessandro TUDISCA	BEL	Kosmic	Rsd Karting	4	1:11.698	2.799	0.511	4	68,286
19	266	Tyron KINARD	BEL	Tony-Kart	Tys Racing	3	1:11.707	2.808	0.009	3	68,278
20	318	Marius BARRY-BERG	NOR	KR	Vdk	4	1:11.944	3.045	0.237	3	68,053
21	219	Ollie MEURS	NLD	Falcon	Falcon racing team	4	1:11.983	3.084	0.039	4	68,016
22	287	Rinse VOS	NLD	Kosmic	Fusion Motorsport Benelu	4	1:12.243	3.344	0.260	3	67,771
23	356	Leonardo LONGONI	ITA	TB Kart	Tb Kart	4	1:12.263	3.364	0.020	4	67,753
24	203	Florent DYRDA	LUX	Lando Norri	Eurokarting	3	1:12.457	3.558	0.194	3	67,571
25	347	Maximiliano RADECK DA SII	FRA	KR	Victory Lane	4	1:12.603	3.704	0.146	4	67,435
26	367	Ruben MOYA	ESP	Pantano	PANTANO RACING TEAM	4	1:12.769	3.870	0.166	4	67,281
27	271	Carina KRONING	DEU	Tony-Kart	Santamaria Performance	4	1:13.282	4.383	0.513	4	66,810
28	286	Ruby VERLINDEN	BEL	Kosmic	EGP Racing Team	4	1:13.773	4.874	0.491	4	66,366
29	253	Dinand DE VOS	BEL	KR	Privateer	4	1:13.996	5.097	0.223	4	66,166
30	372	Andy RATEL	FRA	Pantano	PANTANO RACING TEAM	3	1:14.958	6.059	0.962	3	65,317
31	244	Patrice KOWALEWSKI(R)	BEL	TD Kart	Delre Racing Team	3	1:17.549	8.650	2.591	3	63,134
32	334	Suleiman ZANFARI	MAR	KR	Vdk					0	-

IAME Series Benelux Round 4 Genk

X30 Senior

Genk 1,360 Km

Warm up B-D

17.08.2024 08:50

Practice (5:00 Time) started at 8:49:43

Lap	Time of Day	Lap Tm	Diff	S1 Tm	S2 Tm	S3 Tm	Lap	Time of Day	Lap Tm	Diff	S1 Tm	S2 Tm	S3 Tm
(341) Casper NORMANN							(231) Gaëtan DEBRABANDERE						
1	8:51:02.271	1:14.636	+5.737	30.690	21.907	22.039	1	8:51:11.007	1:14.418	+3.771	29.660	22.496	22.262
2	8:52:14.289	1:12.018	+3.119	28.816	21.404	21.798	2	8:52:23.804	1:12.797	+2.150	28.700	22.058	22.039
3	8:53:26.428	1:12.139	+3.240	28.335	21.922	21.882	3	8:53:36.032	1:12.228	+1.581	28.558	21.701	21.969
4	8:54:37.122	1:10.694	+1.795	28.183	21.223	21.288	4	8:54:46.679	1:10.647		27.664	21.325	21.658
5	8:55:46.021	1:08.899		27.216	20.830	20.853	(273) Kyano WELLENS						
(374) Fionn MC LAUGHLIN							(267) Rhys NEWBURN						
1	8:51:03.575	1:12.362	+3.391	28.955	21.848	21.559	1	8:51:00.402	1:12.850	+2.073	28.936	21.896	22.018
2	8:52:14.529	1:10.954	+1.983	28.020	21.561	21.373	2	8:52:12.539	1:12.137	+1.360	28.380	22.018	21.739
3	8:53:25.187	1:10.658	+1.687	27.828	21.493	21.337	3	8:53:24.685	1:12.146	+1.369	28.211	22.099	21.836
4	8:54:35.017	1:09.830	+0.859	27.480	21.024	21.326	4	8:54:35.973	1:11.288	+0.511	28.041	21.661	21.586
5	8:55:43.988	1:08.971		26.953	20.939	21.079	5	8:55:46.750	1:10.777		27.635	21.731	21.411
(289) Otto PYYKÖNEN							(280) Joep MULLER						
1	8:51:02.621	1:13.188	+4.112	29.020	21.965	22.203	1	8:51:08.767	1:14.549	+3.582	30.414	22.163	21.972
2	8:52:14.676	1:12.055	+2.979	28.542	21.701	21.812	2	8:52:22.352	1:13.585	+2.618	29.368	22.352	21.865
3	8:53:25.960	1:11.284	+2.208	28.168	21.590	21.526	3	8:53:36.904	1:14.552	+3.585	28.751	22.689	23.112
4	8:54:36.284	1:10.324	+1.248	27.811	21.262	21.251	4	8:54:47.871	1:10.957		28.262	21.559	21.146
5	8:55:45.360	1:09.076		27.269	20.921	20.886	(275) Jack NETTLESHIP						
(290) Sam BALOTA							(217) Tess VERSCHOOR						
1	8:51:01.331	1:13.195	+3.461	29.578	21.694	21.923	1	8:51:09.690	1:14.661	+3.558	30.158	22.447	22.056
2	8:52:12.743	1:11.412	+1.678	28.426	21.531	21.455	2	8:52:22.485	1:12.795	+1.692	29.001	22.046	21.748
3	8:53:23.566	1:10.823	+1.089	28.077	21.312	21.434	3	8:53:34.090	1:11.605	+0.502	28.264	21.574	21.767
4	8:54:34.051	1:10.485	+0.751	27.719	21.354	21.412	4	8:54:45.193	1:11.103		28.098	21.541	21.464
5	8:55:43.785	1:09.734		27.503	21.011	21.220	(375) Marc LO PICCOLO						
(201) Henkie KALTEREN							(265) Alessandro TUDISCA						
1	8:51:29.530	1:14.181	+4.315	29.081	22.656	22.444	1	8:51:34.578	1:25.641	+13.943	34.546	25.888	25.207
2	8:52:40.762	1:11.232	+1.366	27.770	21.541	21.921	2	8:52:53.334	1:18.756	+7.058	31.003	23.367	24.386
3	8:53:51.685	1:10.923	+1.057	27.591	21.432	21.900	3	8:54:07.331	1:13.997	+2.299	29.258	22.022	22.717
4	8:55:01.551	1:09.866		27.035	21.276	21.555	4	8:55:19.029	1:11.698		28.619	20.979	22.100
(294) Georges NASSAR							(266) Tyrone KINARD						
1	8:51:07.590	1:14.954	+5.036	30.032	22.440	22.482	1	8:51:08.348	1:15.538	+3.831	30.136	22.833	22.569
2	8:52:20.129	1:12.539	+2.621	28.814	21.807	21.918	2	8:52:22.982	1:14.634	+2.927	29.885	22.422	22.327
3	8:53:31.793	1:11.664	+1.746	28.397	21.728	21.539	3	8:53:34.689	1:11.707		29.046	21.416	21.245
4	8:54:42.890	1:11.097	+1.179	28.364	21.509	21.224	(318) Marius BARRY-BERG						
5	8:55:52.808	1:09.918		27.705	21.116	21.097	1	8:51:12.792	1:14.820	+2.876	30.135	22.691	21.994
(258) Aaron FERRAZZANO							(219) Ollie MEURS						
1	8:51:00.873	1:12.966	+3.004	29.480	21.807	21.679	1	8:51:11.951	1:20.480	+8.497	35.400	22.679	22.401
2	8:52:17.883	1:17.010	+7.048	33.561	21.856	21.593	(306) Ilyes PRUVOST						
3	8:53:29.066	1:11.183	+1.221	27.891	21.822	21.470	1	8:51:07.018	1:14.950	+4.807	30.308	22.490	22.152
4	8:54:39.898	1:10.832	+0.870	28.069	21.481	21.282	2	8:52:18.387	1:11.369	+1.226	28.314	21.452	21.603
5	8:55:49.860	1:09.962		27.869	21.002	21.091	3	8:53:29.658	1:11.271	+1.128	28.270	21.296	21.705
(377) Torben GROEHNDHAL							(259) Simon LACROIX						
1	8:51:22.772	1:13.502	+3.328	29.852	21.932	21.718	1	8:51:04.354	1:15.779	+5.323	30.830	22.601	22.348
2	8:52:34.194	1:11.422	+1.248	28.361	21.723	21.338	2	8:52:16.753	1:12.399	+1.943	28.906	21.777	21.716
3	8:53:45.024	1:10.830	+0.656	27.638	21.797	21.395	3	8:53:28.750	1:11.997	+1.541	28.477	22.006	21.514
4	8:54:55.198	1:10.174		27.655	21.462	21.057	(259) Simon LACROIX						
(306) Ilyes PRUVOST							(259) Simon LACROIX						
1	8:51:07.018	1:14.950	+4.807	30.308	22.490	22.152	1	8:51:04.354	1:15.779	+5.323	30.830	22.601	22.348
2	8:52:18.387	1:11.369	+1.226	28.314	21.452	21.603	2	8:52:16.753	1:12.399	+1.943	28.906	21.777	21.716
3	8:53:29.658	1:11.271	+1.128	28.270	21.296	21.705	3	8:53:28.750	1:11.997	+1.541	28.477	22.006	21.514
4	8:54:40.257	1:10.599	+0.456	27.851	21.336	21.412	(377) Torben GROEHNDHAL						
5	8:55:50.400	1:10.143		27.884	21.118	21.141	(377) Torben GROEHNDHAL						
(377) Torben GROEHNDHAL							(377) Torben GROEHNDHAL						
1	8:51:22.772	1:13.502	+3.328	29.852	21.932	21.718	(377) Torben GROEHNDHAL						
2	8:52:34.194	1:11.422	+1.248	28.361	21.723	21.338	(377) Torben GROEHNDHAL						
3	8:53:45.024	1:10.830	+0.656	27.638	21.797	21.395	(377) Torben GROEHNDHAL						
4	8:54:55.198	1:10.174		27.655	21.462	21.057	(377) Torben GROEHNDHAL						
(259) Simon LACROIX							(259) Simon LACROIX						
1	8:51:04.354	1:15.779	+5.323	30.830	22.601	22.348	(259) Simon LACROIX						
2	8:52:16.753	1:12.399	+1.943	28.906	21.777	21.716	(259) Simon LACROIX						
3	8:53:28.750	1:11.997	+1.541	28.477	22.006	21.514	(259) Simon LACROIX						

IAME Series Benelux Round 4 Genk

X30 Senior

Genk 1,360 Km

Warm up B-D

17.08.2024 08:50

Practice (5:00 Time) started at 8:49:43

Lap	Time of Day	Lap Tm	Diff	S1 Tm	S2 Tm	S3 Tm	Lap	Time of Day	Lap Tm	Diff	S1 Tm	S2 Tm	S3 Tm
2	8:52:26.521	1:14.570	+2.587	29.381	22.851	22.338							
3	8:53:39.784	1:13.263	+1.280	29.400	21.722	22.141							
4	8:54:51.767	1:11.983		28.165	21.826	21.992							
(287) Rinse VOS													
1	8:51:05.930	1:15.846	+3.603	30.695	22.979	22.172							
2	8:52:19.412	1:13.482	+1.239	29.309	22.340	21.833							
3	8:53:31.655	1:12.243		28.509	21.877	21.857							
4	8:54:44.067	1:12.412	+0.169	28.957	21.577	21.878							
(356) Leonardo LONGONI													
1	8:51:07.261	1:16.132	+3.869	30.486	22.780	22.866							
2	8:52:20.361	1:13.100	+0.837	28.878	22.262	21.960							
3	8:53:32.657	1:12.296	+0.033	28.845	21.765	21.686							
4	8:54:44.920	1:12.263		28.421	21.802	22.040							
(203) Florent DYRDA													
1	8:51:16.980	1:15.264	+2.807	30.567	22.748	21.949							
2	8:52:30.034	1:13.054	+0.597	28.529	22.562	21.963							
3	8:53:42.491	1:12.457		28.263	22.521	21.673							
(347) Maximiliano RADECK DA SILVA													
1	8:51:08.223	1:16.348	+3.745	31.224	22.595	22.529							
2	8:52:23.870	1:15.647	+3.044	30.144	22.305	23.198							
3	8:53:36.902	1:13.032	+0.429	28.633	21.884	22.515							
4	8:54:49.505	1:12.603		28.764	22.571	21.268							
(367) Ruben MOYA													
1	8:51:22.958	1:26.559	+13.790	36.102	24.758	25.699							
2	8:52:42.889	1:19.931	+7.162	32.275	23.504	24.152							
3	8:53:58.301	1:15.412	+2.643	30.411	22.024	22.977							
4	8:55:11.070	1:12.769		28.398	21.705	22.666							
(271) Carina KRONING													
1	8:51:18.867	1:16.187	+2.905	30.145	23.828	22.214							
2	8:52:32.270	1:13.403	+0.121	28.883	22.614	21.906							
3	8:53:45.650	1:13.380	+0.098	28.930	22.542	21.908							
4	8:54:58.932	1:13.282		29.154	21.966	22.162							
(286) Ruby VERLINDEN													
1	8:51:15.513	1:18.385	+4.612	30.549	24.015	23.821							
2	8:52:31.296	1:15.783	+2.010	29.680	23.140	22.963							
3	8:53:45.234	1:13.938	+0.165	29.248	22.174	22.516							
4	8:54:59.007	1:13.773		28.688	21.850	23.235							
(253) Dinand DE VOS													
1	8:51:07.778	1:17.343	+3.347	30.694	22.991	23.658							
2	8:52:22.103	1:14.325	+0.329	29.154	22.764	22.407							
3	8:53:36.659	1:14.556	+0.560	28.922	22.995	22.639							
4	8:54:50.655	1:13.996		28.913	22.905	22.178							
(372) Andy RATEL													
1	8:51:40.083	1:25.107	+10.149	34.724	24.857	25.526							
2	8:52:58.478	1:18.395	+3.437	31.441	22.547	24.407							
3	8:54:13.436	1:14.958		30.054	21.942	22.962							
(244) Patrice KOWALEWSKI(R)													
1	8:51:30.854	1:28.565	+11.016	37.131	25.813	25.621							
2	8:52:53.400	1:22.546	+4.997	33.667	23.688	25.191							
3	8:54:10.949	1:17.549		30.951	22.885	23.713							

IAME Series Benelux Round 4 Genk
X30 Senior
Genk 1,360 Km
Warm up F
17.08.2024 09:00
Practice (5:00 Time) started at 9:00:06

Pos	No.	Name	Nat	Chassis	Raceteam	Laps	Best Tm	Diff	Gap	In Lap	km/h
1	363	Joan ALUJA OLESTI	ESP	KR	MDC Racing	5	1:05.152			5	75,147
2	362	Alex MACHADO	AND	TB Kart	Tb Kart	5	1:05.344	0.192	0.192	4	74,927
3	383	Annabelle BRIAN	NLD	Croc Promo	KCR-Racing	5	1:05.743	0.591	0.399	4	74,472
4	263	Philip SVENDSEN	NOR	Charles Lec	Privateer	5	1:06.424	1.272	0.681	5	73,708
5	343	Emmanouil LIOUDAKIS	GRC	KR	Victory Lane	5	1:06.727	1.575	0.303	5	73,374
6	235	CJ BENNETT	IRL	KR	Victory Lane	5	1:06.839	1.687	0.112	4	73,251
7	364	Joseph SMITH	GBR	KR	Victory Lane	5	1:06.932	1.780	0.093	5	73,149
8	310	Siebe WIJMA	NLD	Praga	OW karting	5	1:07.415	2.263	0.483	5	72,625
9	370	Rosanne DEN DRIJVER	NLD	Falcon	Falcon racing team	5	1:07.700	2.548	0.285	3	72,319
10	312	Jens BEEUSAERT	BEL	Falcon	DFK	2	1:08.186	3.034	0.486	2	71,804
11	200	Anne-Charlotte ANTUORO	FRA	Tony-Kart	DG KART	4	1:09.050	3.898	0.864	4	70,905
12	317	Kevin BAKKER	NLD	Falcon	Falcon racing team	1	1:10.390	5.238	1.340	1	69,555
13	321	Jules VANHULLE	BEL	TD Kart	TD Official Racing Team	2	1:12.578	7.426	2.188	2	67,458
14	248	Roméo ROUSSEL	FRA	KR	PB Kart					0	-
15	368	Milan MARCZAK	NLD	Falcon	DFK					0	-

IAME Series Benelux Round 4 Genk

X30 Senior

Genk 1,360 Km

Warm up F

17.08.2024 09:00

Practice (5:00 Time) started at 9:00:06

Lap	Time of Day	Lap Tm	Diff	S1 Tm	S2 Tm	S3 Tm
(363) Joan ALUJA OLESTI						
1	9:01:40.208	1:18.175	+13.023	31.796	21.824	24.555
2	9:02:50.072	1:09.864	+4.712	27.394	19.980	22.490
3	9:03:57.234	1:07.162	+2.010	26.016	19.339	21.807
4	9:05:02.510	1:05.276	+0.124	25.065	19.018	21.193
5	9:06:07.662	1:05.152		24.838	18.901	21.413

(362) Alex MACHADO						
1	9:01:36.839	1:15.619	+10.275	31.770	21.057	22.792
2	9:02:46.035	1:09.196	+3.852	27.934	19.724	21.538
3	9:03:53.948	1:07.913	+2.569	26.787	19.645	21.481
4	9:04:59.292	1:05.344		25.537	18.913	20.894
5	9:06:05.020	1:05.728	+0.384	25.896	19.236	20.596

(383) Annabelle BRIAN						
1	9:01:25.655	1:11.456	+5.713	28.891	21.251	21.314
2	9:02:33.856	1:08.201	+2.458	27.333	20.245	20.623
3	9:03:40.511	1:06.655	+0.912	26.193	20.006	20.456
4	9:04:46.254	1:05.743		25.681	19.868	20.194
5	9:05:52.116	1:05.862	+0.119	26.097	19.610	20.155

(263) Philip SVENDSEN						
1	9:01:28.911	1:09.111	+2.687	27.572	20.515	21.024
2	9:02:36.069	1:07.158	+0.734	26.607	19.986	20.565
3	9:03:43.357	1:07.288	+0.864	26.211	20.103	20.974
4	9:04:49.955	1:06.598	+0.174	26.151	19.936	20.511
5	9:05:56.379	1:06.424		26.169	19.870	20.385

(343) Emmanouil LIOUDAKIS						
1	9:01:22.218	1:08.787	+2.060	27.660	20.281	20.846
2	9:02:29.721	1:07.503	+0.776	26.636	20.144	20.723
3	9:03:37.212	1:07.491	+0.764	26.620	20.153	20.718
4	9:04:44.323	1:07.111	+0.384	25.982	20.256	20.873
5	9:05:51.050	1:06.727		26.064	20.188	20.475

(235) CJ BENNETT						
1	9:01:24.336	1:09.604	+2.765	28.050	20.585	20.969
2	9:02:31.710	1:07.374	+0.535	26.462	20.435	20.477
3	9:03:38.966	1:07.256	+0.417	26.418	20.259	20.579
4	9:04:45.805	1:06.839		26.187	20.229	20.423
5	9:05:54.009	1:08.204	+1.365	26.916	20.650	20.638

(364) Joseph SMITH						
1	9:01:21.710	1:08.901	+1.969	27.752	20.119	21.030
2	9:02:29.149	1:07.439	+0.507	26.448	20.022	20.969
3	9:03:36.183	1:07.034	+0.102	26.129	19.949	20.956
4	9:04:43.577	1:07.394	+0.462	26.438	20.343	20.613
5	9:05:50.509	1:06.932		26.249	20.194	20.489

(310) Siebe WIJMA						
1	9:01:31.130	1:10.382	+2.967	28.089	20.941	21.352
2	9:02:39.362	1:08.232	+0.817	27.018	20.373	20.841
3	9:03:46.949	1:07.587	+0.172	26.467	20.369	20.751
4	9:04:54.470	1:07.521	+0.106	26.187	20.430	20.904
5	9:06:01.885	1:07.415		26.309	20.108	20.998

(370) Rosanne DEN DRIJVER						
1	9:01:31.288	1:08.809	+1.109	27.855	20.250	20.704
2	9:02:40.071	1:08.783	+1.083	27.351	20.519	20.913
3	9:03:47.771	1:07.700		26.366	20.629	20.705
4	9:04:57.248	1:09.477	+1.777	27.110	21.334	21.033
5	9:06:07.411	1:10.163	+2.463	26.910	21.124	22.129

(312) Jens BEEUSAERT						
1	9:01:25.509	1:09.292	+1.106	27.381	20.944	20.967

Lap	Time of Day	Lap Tm	Diff	S1 Tm	S2 Tm	S3 Tm
2	9:02:33.695	1:08.186		26.970	20.390	20.826
(200) Anne-Charlotte ANTUORO						
1	9:01:40.563	1:14.538	+5.488	31.014	21.694	21.830
2	9:02:51.206	1:10.643	+1.593	28.276	20.893	21.474
3	9:04:00.733	1:09.527	+0.477	27.494	20.838	21.195
4	9:05:09.783	1:09.050		27.596	20.534	20.920

(317) Kevin BAKKER						
1	9:01:32.629	1:10.390		28.882	20.702	20.806

(321) Jules VANHULLE						
1	9:01:43.787	1:19.882	+7.304	33.419	23.067	23.396
2	9:02:56.365	1:12.578		28.766	20.809	23.003

IAME Series Benelux Round 4 Genk

X30 Senior

Genk 1,360 Km

Heat 12 E-G

17.08.2024 09:50

Race (10:00 and 1 Laps) started at 9:53:13

Pos	No.	Name	Nat	Chassis	Raceteam	Laps	Total Tm	Diff	Best Tm	km/h	Points	Commer
1	236	Matthias VANDEKERCKHOV	BEL	KR	Victory Lane	12	11:14.291		55.381	88,406	0	
2	284	Mika VOS	NLD	Kosmic	Fusion Motorsport Benel	12	11:14.928	0.637	55.246	88,622	2	
3	254	Conor GRANT	IRL	KR	Victory Lane	12	11:15.201	0.910	55.479	88,250	3	
4	222	Alexi CONSTANT(R)	BEL	Kosmic	AC Racing	12	11:16.084	1.793	55.253	88,611	4	
5	397	Beau HEIJMANS	NLD	Falcon	Falcon racing team	12	11:16.632	2.341	55.339	88,473	5	
6	202	Taiyo VLIEGEN(R)	THA	Falcon	Falcon racing team	12	11:18.128	3.837	55.164	88,754	6	
7	281	Maxime BLANCHEMAIN	FRA	KR	Victory Lane	12	11:21.267	6.976	55.369	88,425	7	
8	249	Riemer BLONK	NLD	Croc Promotio	KCR-Racing	12	11:21.733	7.442	55.325	88,495	8	
9	357	Roxanne LANTINGA(R)	NLD	Tony-Kart	Lantinga Racing	12	11:22.212	7.921	55.333	88,482	9	5 sec
10	224	Angelo MELI	BEL	Tony-Kart	EGP Racing Team	12	11:22.567	8.276	55.350	88,455	10	
11	297	Luis ESSER	DEU	Tony-Kart	Privateer	12	11:22.677	8.386	55.434	88,321	11	
12	257	Hugo BESSON	FRA	KR	Vdk	12	11:23.189	8.898	55.373	88,419	12	
13	270	Thomas VAN VLIET(R)	NLD	Kosmic	Rsd Karting	12	11:23.252	8.961	55.279	88,569	13	5 sec
14	285	Roberto BAAS	BEL	Exprit	wjs racing	12	11:24.041	9.750	55.432	88,324	14	
15	246	Mattéo VAN DE KERCHOVE	BEL	KR	Vdk	12	11:24.247	9.956	55.632	88,007	15	
16	322	Sky DEFOURNY	NLD	TD Kart	Delre Racing Team	12	11:24.464	10.173	55.533	88,164	16	
17	279	Siebe PAGNAER	BEL	TD Kart	TD Official Racing Team	12	11:25.715	11.424	55.458	88,283	17	
18	398	Lluís TORT MAS	ESP	Gillard	AUTO CLUB RC2 VALLÈS	12	11:26.109	11.818	55.643	87,990	18	
19	354	Charly GLUME	BEL	Lando Norris	Eurokarting	12	11:26.529	12.238	55.190	88,712	19	5 sec
20	225	Koen DE ROOIJ	NLD	Exprit	wjs racing	12	11:27.867	13.576	55.616	88,032	20	
21	344	Luis AGUIAR CARDOSO	PRT	KR	Vdk	12	11:30.412	16.121	55.875	87,624	21	
22	208	Ellie DAX(R)	LUX	Kosmic	CG Racing	12	11:33.166	18.875	55.495	88,224	22	
23	204	Emmilio VANOVERBERGHE	BEL	Tony-Kart	EGP Racing Team	12	11:34.579	20.288	55.900	87,585	23	5 sec
24	325	Quentin DAPOIGNY	FRA	Kosmic	Privateer	12	11:35.684	21.393	55.909	87,571	24	5 sec
25	355	Alessandro BIGI	ARE	KR	Victory Lane	12	11:38.447	24.156	55.479	88,250	25	10 sec
26	342	Cathal CLARK	GBR	KR	Fusion Motorsport Benel	12	11:39.291	25.000	55.774	87,783	26	5 sec
27	261	Thibauld GELADE	BEL	Alonso Kart By	GEPA RACING	10	10:05.955	2 Laps	56.220	87,086	27	
28	345	Sofia ZANFARI	MAR	KR	Victory Lane	7	6:53.132	5 Laps	55.606	88,048	28	
29	214	Yanis BOUILLEZ	BEL	Kosmic	PJM	3	2:59.015	9 Laps	56.634	86,450	29	
30	376	Maxim HAROUTOUNIAN	NLD	Falcon	Falcon racing team	1	1:05.697	11 Laps	1:04.559	75,838	30	
31	302	Lauritz SACHSE	DNK	Falcon	Falcon racing team		0.119	12 Laps	-	-	31	
32	241	Mirco WOUTERS	BEL	Tony-Kart	EGP Racing Team		0.598	12 Laps	-	-	32	

Not classified

DNS	223	Wesley DE GOEIJ	NLD	Croc Promotio	KCR-Racing			DNS	-	-	37	
DSQ	308	Louka MOULARD(R)	BEL	Tony-Kart	MCK Racing	11	11:41.014	DSQ	55.533	88,164	38	10 sec

Announcements

These results are provisional until the conclusion of any judicial and technical matters!

#270,354,355,204,308,342 front fairing / 5 sec TP

#355 +357 run off area / 5 sec time penalty

#325 pushing / 5 sec time penalty

#308 causing a colission / 5 sec time penalty

#308 disqualified / short cut

Margin of Victory	Ø km/h	Best Lap Tm	km/h	Best Lap by
0.637	87,132	55.164	88,754	202 - Taiyo VLIEGEN(R)

Official Timing www.mwraceconsulting.com

Orbits

Timekeeping Meik Wagner:

Clerk of the course Thomas Lainer:

www.mylaps.com

Steward (Chairman) Wim Cools:

Chief Scrutineer Liam van de Wouwer:

Licensed to: MW Racec Consulting

Printed: 17.08.2024 10:36:59

posted at:

h

IAME Series Benelux Round 4 Genk

X30 Senior

Genk 1,360 Km

Heat 12 E-G

17.08.2024 09:50

Race (10:00 and 1 Laps) started at 9:53:13

Lap	Time of Day	Lap Tm	Diff	S1 Tm	S2 Tm	S3 Tm	Lap	Time of Day	Lap Tm	Diff	S1 Tm	S2 Tm	S3 Tm
(236) Matthias VANDEKERCKHOVE													
1	9:54:15.226	1:01.372	+5.991	26.261	17.809	17.302	9	10:01:43.725	55.806	+0.467	22.436	16.671	16.699
2	9:55:12.331	57.105	+1.724	23.203	16.939	16.963	10	10:02:39.125	55.400	+0.061	22.335	16.381	16.684
3	9:56:08.323	55.992	+0.611	22.596	16.691	16.705	11	10:03:34.516	55.391	+0.052	22.301	16.410	16.680
4	9:57:04.212	55.889	+0.508	22.678	16.524	16.687	12	10:04:30.285	55.769	+0.430	22.581	16.445	16.743
5	9:57:59.677	55.465	+0.084	22.387	16.438	16.640	(202) Taiyo VLIEGEN(R)						
6	9:58:55.058	55.381		22.225	16.530	16.626	1	9:54:17.360	1:02.399	+7.235	27.085	17.704	17.610
7	9:59:50.707	55.649	+0.268	22.475	16.605	16.569	2	9:55:15.405	58.045	+2.881	22.981	17.104	17.960
8	10:00:46.104	55.397	+0.016	22.280	16.483	16.634	3	9:56:11.780	56.375	+1.211	22.850	16.643	16.882
9	10:01:41.597	55.493	+0.112	22.313	16.527	16.653	4	9:57:07.592	55.812	+0.648	22.494	16.510	16.808
10	10:02:37.058	55.461	+0.080	22.379	16.423	16.659	5	9:58:03.123	55.531	+0.367	22.529	16.429	16.573
11	10:03:32.505	55.447	+0.066	22.328	16.464	16.655	6	9:58:58.565	55.442	+0.278	22.222	16.620	16.600
12	10:04:27.944	55.439	+0.058	22.307	16.467	16.665	7	9:59:53.729	55.164		22.234	16.347	16.583
							8	10:00:48.898	55.169	+0.005	22.207	16.309	16.653
							9	10:01:44.372	55.474	+0.310	22.197	16.552	16.725
							10	10:02:39.610	55.238	+0.074	22.186	16.513	16.539
							11	10:03:34.795	55.185	+0.021	22.183	16.423	16.579
							12	10:04:31.781	56.986	+1.822	23.077	16.816	17.093
(284) Mika VOS													
1	9:54:15.352	1:01.385	+6.139	26.315	17.820	17.250	(281) Maxime BLANCHEMAIN						
2	9:55:12.170	56.818	+1.572	22.959	16.849	17.010	1	9:54:16.575	1:02.542	+7.173	26.761	18.261	17.520
3	9:56:08.556	56.386	+1.140	22.983	16.625	16.778	2	9:55:14.216	57.641	+2.272	23.331	17.220	17.090
4	9:57:05.188	56.632	+1.386	22.833	17.020	16.779	3	9:56:10.563	56.347	+0.978	22.720	16.713	16.914
5	9:58:00.645	55.457	+0.211	22.395	16.444	16.618	4	9:57:06.541	55.978	+0.609	22.534	16.633	16.811
6	9:58:56.026	55.381	+0.135	22.337	16.402	16.642	5	9:58:02.708	56.167	+0.798	22.780	16.660	16.727
7	9:59:51.335	55.309	+0.063	22.269	16.431	16.609	6	9:58:58.183	55.475	+0.106	22.352	16.534	16.589
8	10:00:47.209	55.874	+0.628	22.707	16.573	16.594	7	9:59:53.552	55.369		22.398	16.386	16.585
9	10:01:42.455	55.246		22.288	16.368	16.590	8	10:00:49.268	55.716	+0.347	22.682	16.414	16.620
10	10:02:37.771	55.316	+0.070	22.312	16.385	16.619	9	10:01:45.344	56.076	+0.707	22.333	16.518	17.225
11	10:03:33.199	55.428	+0.182	22.344	16.427	16.657	10	10:02:42.988	57.644	+2.275	22.516	17.264	17.864
12	10:04:28.581	55.382	+0.136	22.338	16.400	16.644	11	10:03:39.207	56.219	+0.850	22.636	16.765	16.818
							12	10:04:34.920	55.713	+0.344	22.510	16.522	16.681
(254) Conor GRANT													
1	9:54:14.147	1:00.411	+4.932	25.754	17.357	17.300	(249) Riemer BLONK						
2	9:55:10.953	56.806	+1.327	22.847	16.982	16.977	1	9:54:13.458	59.764	+4.439	24.844	17.517	17.403
3	9:56:07.185	56.232	+0.753	22.608	16.690	16.934	2	9:55:10.843	57.385	+2.060	23.231	17.063	17.091
4	9:57:03.320	56.135	+0.656	22.730	16.579	16.826	3	9:56:08.126	57.283	+1.958	22.974	17.164	17.145
5	9:57:59.252	55.932	+0.453	22.594	16.509	16.829	4	9:57:06.191	58.065	+2.740	23.194	17.260	17.611
6	9:58:54.889	55.637	+0.158	22.462	16.440	16.735	5	9:58:02.872	56.681	+1.356	23.200	16.709	16.772
7	9:59:50.506	55.617	+0.138	22.411	16.444	16.762	6	9:58:58.776	55.904	+0.579	22.560	16.698	16.646
8	10:00:46.463	55.957	+0.478	22.728	16.517	16.712	7	9:59:54.157	55.381	+0.056	22.291	16.521	16.569
9	10:01:41.989	55.526	+0.047	22.332	16.514	16.680	8	10:00:49.482	55.325		22.335	16.351	16.639
10	10:02:37.468	55.479		22.329	16.442	16.708	9	10:01:45.402	55.920	+0.595	22.319	16.407	17.194
11	10:03:33.262	55.794	+0.315	22.425	16.444	16.925	10	10:02:43.171	57.769	+2.444	22.541	17.273	17.955
12	10:04:28.854	55.592	+0.113	22.452	16.492	16.648	11	10:03:39.969	56.798	+1.473	23.010	17.019	16.769
							12	10:04:35.386	55.417	+0.092	22.359	16.390	16.668
(222) Alexi CONSTANT(R)													
1	9:54:14.139	1:00.200	+4.947	25.307	17.439	17.454	(357) Roxanne LANTINGA(R)						
2	9:55:11.289	57.150	+1.897	23.241	16.929	16.980	1	9:54:15.028	1:01.375	+6.042	26.344	17.720	17.311
3	9:56:07.918	56.629	+1.376	22.750	16.867	17.012	2	9:55:11.866	56.838	+1.505	23.048	16.828	16.962
4	9:57:04.061	56.143	+0.890	22.657	16.676	16.810	3	9:56:08.247	56.381	+1.048	22.636	16.648	17.097
5	9:58:00.062	56.001	+0.748	22.671	16.568	16.762	4	9:57:04.532	56.285	+0.952	22.821	16.662	16.802
6	9:58:55.417	55.355	+0.102	22.284	16.395	16.676	5	9:58:00.256	55.724	+0.391	22.490	16.492	16.742
7	9:59:50.950	55.533	+0.280	22.261	16.571	16.701	6	9:58:55.714	55.458	+0.125	22.344	16.472	16.642
8	10:00:47.692	56.742	+1.489	23.383	16.630	16.729	7	9:59:51.143	55.429	+0.096	22.256	16.520	16.653
9	10:01:43.511	55.819	+0.566	22.590	16.588	16.641	8	10:00:47.536	56.393	+1.060	22.900	16.846	16.647
10	10:02:38.764	55.253		22.274	16.362	16.617	9	10:01:43.964	56.428	+1.095	22.950	16.839	16.639
11	10:03:34.267	55.503	+0.250	22.322	16.480	16.701	10	10:02:39.373	55.409	+0.076	22.421	16.382	16.606
12	10:04:29.737	55.470	+0.217	22.300	16.452	16.718	11	10:03:34.706	55.333		22.269	16.425	16.639
							12	10:04:30.865	56.159	+0.826	22.956	16.500	16.703
(397) Beau HEIJMANS													
1	9:54:16.672	1:02.290	+6.951	26.512	18.294	17.484	(224) Angelo MELI						
2	9:55:13.657	56.985	+1.646	23.128	16.881	16.976	1	9:54:17.796	1:03.170	+7.820	27.927	17.704	17.539
3	9:56:09.606	55.949	+0.610	22.606	16.552	16.791	2	9:55:15.520	57.724	+2.374	23.504	17.045	17.175
4	9:57:06.004	56.398	+1.059	22.430	16.708	17.260	3	9:56:12.890	57.370	+2.020	23.210	16.994	17.166
5	9:58:01.799	55.795	+0.456	22.661	16.458	16.676	4	9:57:08.825	55.935	+0.585	22.513	16.643	16.779
6	9:58:57.196	55.397	+0.058	22.337	16.353	16.707							
7	9:59:52.535	55.339		22.370	16.324	16.645							
8	10:00:47.919	55.384	+0.045	22.285	16.404	16.695							

IAME Series Benelux Round 4 Genk

X30 Senior

Genk 1,360 Km

Heat 12 E-G

17.08.2024 09:50

Race (10:00 and 1 Laps) started at 9:53:13

Lap	Time of Day	Lap Tm	Diff	S1 Tm	S2 Tm	S3 Tm	Lap	Time of Day	Lap Tm	Diff	S1 Tm	S2 Tm	S3 Tm
(297) Luis ESSER													
1	9:54:17.450	1:02.636	+7.202	26.724	18.065	17.847	1	9:54:18.129	1:03.046	+7.414	27.618	18.004	17.424
2	9:55:16.324	58.874	+3.440	24.027	17.409	17.438	2	9:55:15.812	57.683	+2.051	23.306	17.263	17.114
3	9:56:13.376	57.052	+1.618	23.009	17.096	16.947	3	9:56:13.721	57.909	+2.277	23.423	17.116	17.370
4	9:57:09.384	56.008	+0.574	22.556	16.577	16.875	4	9:57:10.183	56.462	+0.830	22.639	16.846	16.977
5	9:58:05.054	55.670	+0.236	22.405	16.500	16.765	5	9:58:06.335	56.152	+0.520	22.549	16.674	16.929
6	9:59:01.003	55.949	+0.515	22.549	16.640	16.760	6	9:59:02.259	55.924	+0.292	22.550	16.646	16.728
7	9:59:56.437	55.434	+0.097	22.340	16.427	16.764	7	9:59:58.096	55.837	+0.205	22.538	16.541	16.758
8	10:00:51.968	55.531	+0.186	22.403	16.450	16.767	8	10:00:53.728	55.632	+0.205	22.538	16.541	16.758
9	10:01:47.588	55.620	+0.289	22.340	16.464	16.919	9	10:01:49.457	55.729	+0.097	22.388	16.531	16.810
10	10:02:43.311	55.723	+1.612	22.990	17.194	16.862	10	10:02:45.284	55.827	+0.195	22.386	16.583	16.858
11	10:03:40.357	57.046	+0.539	22.458	16.736	16.779	11	10:03:41.418	56.134	+0.502	22.494	16.631	17.009
12	10:04:36.330	55.973					12	10:04:37.900	56.482	+0.850	22.721	16.993	16.768
(257) Hugo BESSON													
1	9:54:20.535	1:05.287	+9.914	28.168	18.921	18.198	(322) Sky DEFOURNY						
2	9:55:18.418	57.883	+2.510	23.263	17.135	17.485	1	9:54:20.992	1:05.728	+10.195	28.269	19.183	18.276
3	9:56:15.246	56.828	+1.455	22.926	16.751	17.151	2	9:55:18.893	57.901	+2.368	23.616	17.007	17.278
4	9:57:11.931	56.685	+1.312	23.154	16.712	16.819	3	9:56:15.375	56.482	+0.949	22.873	16.708	16.901
5	9:58:07.652	55.721	+0.348	22.525	16.509	16.687	4	9:57:11.522	56.147	+0.614	22.697	16.572	16.878
6	9:59:03.340	55.688	+0.315	22.417	16.472	16.799	5	9:58:07.407	55.885	+0.352	22.521	16.557	16.807
7	9:59:59.187	55.847	+0.474	22.351	16.606	16.890	6	9:59:03.850	56.443	+0.910	22.735	16.637	17.071
8	10:00:54.697	55.510	+0.137	22.371	16.403	16.736	7	9:59:59.976	56.126	+0.593	22.466	16.530	17.130
9	10:01:50.070	55.373	+0.068	22.297	16.439	16.705	8	10:00:55.655	55.679	+0.146	22.471	16.411	16.797
10	10:02:45.511	55.441	+0.470	22.435	16.571	16.837	9	10:01:51.188	55.533	+0.137	22.420	16.393	16.720
11	10:03:41.354	55.843	+0.115	22.479	16.390	16.619	10	10:02:46.858	55.670	+0.001	22.411	16.418	16.705
12	10:04:36.842	55.488					11	10:03:42.392	55.534	+0.192	22.440	16.561	16.724
(279) Siebe PAGNAER													
1	9:54:20.465	1:05.277	+9.819	28.181	18.898	18.198	(279) Siebe PAGNAER						
2	9:55:18.732	58.267	+2.809	23.684	17.232	17.351	1	9:54:20.465	1:05.277	+9.819	28.181	18.898	18.198
3	9:56:15.784	57.052	+1.594	23.108	17.001	16.943	2	9:55:18.732	58.267	+2.809	23.684	17.232	17.351
4	9:57:13.210	57.426	+1.968	23.355	17.188	16.883	3	9:56:15.784	57.052	+1.594	23.108	17.001	16.943
5	9:58:10.134	56.924	+1.466	22.629	17.167	17.128	4	9:57:13.210	57.426	+1.968	23.355	17.188	16.883
6	9:59:05.996	55.862	+0.404	22.537	16.549	16.776	5	9:58:10.134	56.924	+1.466	22.629	17.167	17.128
7	10:00:01.525	55.529	+0.071	22.330	16.502	16.697	6	9:59:05.996	55.862	+0.404	22.537	16.549	16.776
8	10:00:57.222	55.697	+0.239	22.435	16.575	16.687	7	10:00:01.525	55.529	+0.071	22.330	16.502	16.697
9	10:01:52.680	55.458	+0.013	22.330	16.436	16.705	8	10:00:57.222	55.697	+0.239	22.435	16.575	16.687
10	10:02:48.151	55.471	+0.263	22.422	16.560	16.739	9	10:01:52.680	55.458	+0.013	22.361	16.423	16.674
11	10:03:43.872	55.721	+0.038	22.381	16.423	16.692	10	10:02:48.151	55.471	+0.013	22.330	16.436	16.705
12	10:04:39.368	55.496					11	10:03:43.872	55.721	+0.263	22.422	16.560	16.739
(398) Lluís TORT MAS													
1	9:54:21.018	1:05.641	+9.998	28.059	18.993	18.589	1	9:54:21.018	1:05.641	+9.998	28.059	18.993	18.589
2	9:55:19.504	58.486	+2.843	24.068	17.207	17.211	2	9:55:19.504	58.486	+2.843	24.068	17.207	17.211
3	9:56:16.074	55.770	+0.927	22.787	16.880	16.903	3	9:56:16.074	55.770	+0.927	22.787	16.880	16.903
4	9:57:13.051	56.977	+1.334	23.135	16.960	16.882	4	9:57:13.051	56.977	+1.334	23.135	16.960	16.882
5	9:58:09.614	56.563	+0.920	22.855	16.889	16.819	5	9:58:09.614	56.563	+0.920	22.855	16.889	16.819
6	9:59:05.267	55.653	+0.010	22.309	16.557	16.787	6	9:59:05.267	55.653	+0.010	22.309	16.557	16.787
7	10:00:01.006	55.739	+0.096	22.355	16.545	16.839	7	10:00:01.006	55.739	+0.096	22.355	16.545	16.839
8	10:00:56.918	55.912	+0.269	22.566	16.573	16.773	8	10:00:56.918	55.912	+0.269	22.566	16.573	16.773
9	10:01:52.610	55.692	+0.049	22.361	16.471	16.860	9	10:01:52.610	55.692	+0.049	22.361	16.471	16.860
10	10:02:48.410	55.800	+0.157	22.619	16.476	16.705	10	10:02:48.410	55.800	+0.157	22.619	16.476	16.705
11	10:03:44.053	55.643					11	10:03:44.053	55.643				
12	10:04:39.762	55.709	+0.066	22.335	16.569	16.805	12	10:04:39.762	55.709	+0.066	22.335	16.569	16.805
(354) Charly GLUME													
1	9:54:17.646	1:02.566	+7.376	27.215	17.744	17.607	1	9:54:17.646	1:02.566	+7.376	27.215	17.744	17.607
2	9:55:15.233	57.587	+2.397	23.200	16.823	17.564	2	9:55:15.233	57.587	+2.397	23.200	16.823	17.564
3	9:56:12.323	57.090	+1.900	23.369	16.865	16.856	3	9:56:12.323	57.090	+1.900	23.369	16.865	16.856
4	9:57:08.081	55.758	+0.568	22.414	16.514	16.830	4	9:57:08.081	55.758	+0.568	22.414	16.514	16.830
5	9:58:03.758	55.677	+0.487	22.562	16.436	16.679	5	9:58:03.758	55.677	+0.487	22.562	16.436	16.679
6	9:58:59.045	55.287	+0.097	22.288	16.391	16.608	6	9:58:59.045	55.287	+0.097	22.288	16.391	16.608
7	9:59:54.458	55.413	+0.223	22.295	16.352	16.666	7	9:59:54.458	55.413	+0.223	22.295	16.352	16.666
8	10:00:49.648	55.190					8	10:00:49.648	55.190				
9	10:01:45.463	55.815	+0.625	22.350	16.397	17.068	9	10:01:45.463	55.815	+0.625	22.350	16.397	17.068
10	10:02:43.261	57.798	+2.608	22.635	17.240	17.923	10	10:02:43.261	57.798	+2.608	22.635	17.240	17.923
(246) Mattéo VAN DE KERCHOVE													
1	9:54:20.941	1:05.796	+10.364	28.413	19.001	18.382	(246) Mattéo VAN DE KERCHOVE						
2	9:55:19.083	58.142	+2.710	23.803	17.057	17.282	1	9:54:20.941	1:05.796	+10.364	28.413	19.001	18.382
3	9:56:15.860	56.777	+1.345	22.901	17.019	16.857	2	9:55:19.083	58.142	+2.710	23.803	17.057	17.282
4	9:57:12.062	56.202	+0.770	22.791	16.652	16.759	3	9:56:15.860	56.777	+1.345	22.901	17.019	16.857
5	9:58:07.945	55.883	+0.451	22.617	16.537	16.729	4	9:57:12.062	56.202	+0.770	22.791	16.652	16.759
6	9:59:03.665	55.720	+0.288	22.415	16.580	16.725	5	9:58:07.945	55.883	+0.451	22.617	16.537	16.729
7	9:59:59.272	55.607	+0.175	22.329	16.405	16.873	6	9:59:03.665	55.720	+0.288	22.415	16.580	16.725
8	10:00:												

IAME Series Benelux Round 4 Genk

X30 Senior

Genk 1,360 Km

Heat 12 E-G

17.08.2024 09:50

Race (10:00 and 1 Laps) started at 9:53:13

Lap	Time of Day	Lap Tm	Diff	S1 Tm	S2 Tm	S3 Tm	Lap	Time of Day	Lap Tm	Diff	S1 Tm	S2 Tm	S3 Tm
11	10:03:39.745	56.484	+1.294	22.853	16.824	16.807	7	10:00:04.028	55.921	+0.012	22.471	16.654	16.796
12	10:04:35.182	55.437	+0.247	22.327	16.381	16.729	8	10:01:00.353	56.325	+0.416	22.518	16.619	17.188
(225) Koen DE ROOIJ							9	10:01:56.468	56.115	+0.206	22.644	16.653	16.818
1	9:54:21.702	1:05.943	+10.327	28.801	18.985	18.157	10	10:02:52.501	56.033	+0.124	22.593	16.612	16.828
2	9:55:20.809	59.107	+3.491	24.214	17.330	17.563	11	10:03:48.410	55.909		22.513	16.549	16.847
3	9:56:17.755	56.946	+1.330	23.107	16.799	17.040	12	10:04:44.337	55.927	+0.018	22.496	16.655	16.776
4	9:57:14.101	56.346	+0.730	22.819	16.680	16.847	(355) Alessandro BIGI						
5	9:58:10.216	56.115	+0.499	22.532	16.703	16.880	1	9:54:21.622	1:06.066	+10.587	28.735	19.032	18.299
6	9:59:06.829	56.613	+0.997	23.170	16.652	16.791	2	9:55:20.996	59.374	+3.895	24.563	17.210	17.601
7	10:00:02.445	55.616		22.399	16.472	16.745	3	9:56:18.885	57.889	+2.410	23.990	16.944	16.955
8	10:00:58.305	55.860	+0.244	22.483	16.607	16.770	4	9:57:15.840	56.955	+1.476	22.885	17.160	16.910
9	10:01:54.096	55.791	+0.175	22.517	16.475	16.799	5	9:58:11.909	56.069	+0.590	22.565	16.707	16.797
10	10:02:49.823	55.727	+0.111	22.475	16.513	16.739	6	9:59:07.593	55.684	+0.205	22.385	16.595	16.704
11	10:03:45.661	55.838	+0.222	22.535	16.501	16.802	7	10:00:03.313	55.720	+0.241	22.409	16.554	16.757
12	10:04:41.520	55.859	+0.243	22.541	16.513	16.805	8	10:01:00.026	56.713	+1.234	22.298	16.616	17.799
(344) Luis AGUIAR CARDOSO							9	10:01:55.552	55.526	+0.047	22.324	16.454	16.748
1	9:54:21.349	1:05.643	+9.768	28.263	18.980	18.400	10	10:02:51.110	55.558	+0.079	22.355	16.495	16.708
2	9:55:20.745	59.396	+3.521	24.007	17.718	17.671	11	10:03:46.621	55.511	+0.032	22.293	16.472	16.746
3	9:56:18.091	57.346	+1.471	23.435	16.922	16.989	12	10:04:42.100	55.479		22.388	16.409	16.682
4	9:57:14.713	56.622	+0.747	22.732	16.899	16.991	(342) Cathal CLARK						
5	9:58:10.911	56.198	+0.323	22.741	16.663	16.794	1	9:54:23.034	1:08.169	+12.395	29.589	19.414	19.166
6	9:59:07.150	56.239	+0.364	22.645	16.721	16.873	2	9:55:22.375	59.341	+3.567	23.831	17.518	17.992
7	10:00:03.225	56.075	+0.200	22.622	16.613	16.840	3	9:56:20.849	58.474	+2.700	23.256	17.099	18.119
8	10:01:00.180	56.955	+1.080	22.842	16.612	17.501	4	9:57:18.968	58.119	+2.345	23.700	17.416	17.003
9	10:01:56.260	56.080	+0.205	22.550	16.690	16.840	5	9:58:16.002	57.034	+1.260	23.251	16.740	17.043
10	10:02:52.277	56.017	+0.142	22.608	16.609	16.800	6	9:59:12.061	56.059	+0.285	22.616	16.653	16.790
11	10:03:48.152	55.875		22.535	16.541	16.799	7	10:00:08.200	56.139	+0.365	22.651	16.692	16.796
12	10:04:44.065	55.913	+0.038	22.548	16.570	16.795	8	10:01:04.315	56.115	+0.341	22.533	16.758	16.824
(208) Ellie DAX(R)							9	10:02:00.374	56.059	+0.285	22.637	16.615	16.807
1	9:54:22.588	1:07.045	+11.550	29.451	19.210	18.384	10	10:02:56.156	55.782	+0.008	22.457	16.561	16.764
2	9:55:22.562	59.974	+4.479	24.614	17.295	18.065	11	10:03:51.930	55.774		22.464	16.568	16.742
3	9:56:21.640	59.078	+3.583	23.338	17.072	18.668	12	10:04:47.944	56.014	+0.240	22.532	16.645	16.837
4	9:57:19.079	57.439	+1.944	23.230	17.205	17.004	(261) Thibault GELADE						
5	9:58:15.449	56.370	+0.875	22.695	16.756	16.919	1	9:54:17.069	1:02.722	+6.502	27.102	18.006	17.614
6	9:59:11.617	56.168	+0.673	22.722	16.658	16.788	2	9:55:14.883	57.814	+1.594	23.061	17.401	17.352
7	10:00:07.112	55.495		22.197	16.549	16.749	3	9:56:11.293	56.410	+0.190	22.720	16.717	16.973
8	10:01:04.066	56.954	+1.459	22.554	17.530	16.870	4	9:57:07.513	56.220		22.721	16.618	16.881
9	10:02:00.024	55.958	+0.463	22.645	16.830	16.830	5	9:58:04.470	56.957	+0.737	23.390	16.691	16.876
10	10:02:55.541	55.517	+0.022	22.298	16.516	16.703	6	9:59:02.068	57.598	+1.378	23.598	16.930	17.070
11	10:03:51.190	55.649	+0.154	22.294	16.494	16.861	7	10:00:00.328	58.260	+2.040	23.335	16.860	18.065
12	10:04:46.819	55.629	+0.134	22.244	16.548	16.837	8	10:01:01.432	1:01.104	+4.884	23.709	18.151	19.244
(204) Emmilio VANOVERBERGHE							9	10:02:13.982	1:12.550	+16.330	29.546	21.519	21.485
1	9:54:21.511	1:05.134	+9.234	27.840	18.928	18.366	10	10:03:19.608	1:05.626	+9.406	26.924	18.909	19.793
2	9:55:20.645	59.134	+3.234	23.931	17.547	17.656	(261) Sofia ZANFARI						
3	9:56:17.262	56.617	+0.717	22.844	16.808	16.965	1	9:54:22.447	1:06.693	+11.087	29.068	19.119	18.506
4	9:57:13.642	56.380	+0.480	22.739	16.715	16.926	2	9:55:22.150	59.703	+4.097	23.887	17.853	17.963
5	9:58:10.073	56.431	+0.531	22.516	16.973	16.942	3	9:56:21.077	58.927	+3.321	23.265	17.391	18.271
6	9:59:06.740	56.667	+0.767	23.201	16.589	16.877	4	9:57:18.007	56.930	+1.324	23.005	16.863	17.062
7	10:00:02.799	56.059	+0.159	22.738	16.486	16.835	5	9:58:15.252	57.245	+1.639	22.716	17.147	17.382
8	10:00:59.135	56.336	+0.436	22.494	16.864	16.978	6	9:59:11.179	55.927	+0.321	22.628	16.529	16.770
9	10:01:55.035	55.900		22.533	16.515	16.852	7	10:00:06.785	55.606		22.369	16.510	16.727
10	10:02:51.056	56.021	+0.121	22.591	16.559	16.871	(214) Yanis BOUILLEZ						
11	10:03:47.278	56.222	+0.322	22.663	16.605	16.954	1	9:54:18.713	1:04.018	+7.384	28.503	18.200	17.315
12	10:04:43.232	55.954	+0.054	22.586	16.522	16.846	2	9:55:16.034	57.321	+0.687	22.969	17.273	17.079
(325) Quentin DAPOIGNY							3	9:56:12.668	56.634		22.783	16.991	16.860
1	9:54:22.767	1:07.832	+11.923	31.850	17.872	18.110	(376) Maxim HAROUTOUNIAN						
2	9:55:21.120	58.353	+2.444	23.753	17.439	17.161	1	9:54:19.350	1:04.559		28.305	18.655	17.599
3	9:56:19.148	58.028	+2.119	24.037	17.006	16.985	(308) Louka MOULARD(R)						
4	9:57:16.033	56.885	+0.976	22.697	17.312	16.876	1	9:54:19.443	1:04.432	+8.899	28.200	18.723	17.509
5	9:58:12.161	56.128	+0.219	22.657	16.648	16.823							
6	9:59:08.107	55.946	+0.037	22.490	16.646	16.810							



IAME Series Benelux Round 4 Genk

X30 Senior

Genk 1,360 Km

Heat 12 E-G

17.08.2024 09:50

Race (10:00 and 1 Laps) started at 9:53:13

Lap	Time of Day	Lap Tm	Diff	S1 Tm	S2 Tm	S3 Tm	Lap	Time of Day	Lap Tm	Diff	S1 Tm	S2 Tm	S3 Tm
2	9:56:21.300	2:01.857	+1:06.324	23.497	17.125	17.190							
3	9:57:18.469	57.169	+1.636	23.293	16.990	16.886							
4	9:58:14.882	56.413	+0.880	22.485	16.840	17.088							
5	9:59:10.599	55.717	+0.184	22.424	16.495	16.798							
6	10:00:06.405	55.806	+0.273	22.493	16.524	16.789							
7	10:01:02.040	55.635	+0.102	22.441	16.431	16.763							
8	10:01:57.650	55.610	+0.077	22.438	16.465	16.707							
9	10:02:53.470	55.820	+0.287	22.470	16.547	16.803							
10	10:03:49.134	55.664	+0.131	22.440	16.518	16.706							
11	10:04:44.667	55.533		22.367	16.483	16.683							



IAME Series Benelux Round 4 Genk

Lapchart

X30 Senior

Genk 1,360 Km

Heat 12 E-G

17.08.2024 09:50

Race (10:00 and 1 Laps) started at 9:53:13

Competitors	Laps	Laps												
		0	1	2	3	4	5	6	7	8	9	10	11	12
Roxanne LANTINGA(R) (357)	1	357	249	249	254	254	254	254	236	236	236	236	236	236
Riemer BLONK (249)	2	249	222	254	222	222	236	236	236	254	254	254	284	284
Conor GRANT (254)	3	254	254	222	249	236	222	222	222	284	284	284	254	254
Lauritz SACHSE (302)	4	302	357	357	357	357	357	357	357	357	222	222	222	222
Thomas VAN VLIET(R) (270)	5	270	236	284	236	284	284	284	284	222	397	397	397	397
Matthias VANDEKERCKHOVE (236)	6	236	284	236	284	397	397	397	397	397	357	357	357	357
Alexi CONSTANT(R) (222)	7	222	270	270	270	270	270	270	270	270	202	202	202	202
Mika VOS (284)	8	284	281	397	397	249	281	281	281	202	270	270	270	270
Maxime BLANCHEMAIN (281)	9	281	397	281	281	281	249	202	202	281	281	281	281	281
Mirco WOUTERS (241)	10	241	261	261	261	261	202	249	249	249	249	249	354	354
Thibault GELADE (261)	11	261	202	354	202	202	354	354	354	354	354	354	249	249
Beau HEIJMANS (397)	12	397	297	202	354	354	261	224	224	224	224	297	224	224
Angelo MELI (224)	13	224	354	224	214	224	224	297	297	297	297	224	297	297
Yanis BOUILLEZ (214)	14	214	224	246	224	297	297	261	246	246	246	246	257	257
Maxim HAROUTOUNIAN (376)	15	376	246	214	297	246	246	246	257	257	257	257	246	285
Luis ESSER (297)	16	297	214	297	246	322	322	257	285	285	285	285	285	246
Cathal CLARK (342)	17	342	376	257	257	257	257	285	322	322	322	322	322	322
Quentin DAPOIGNY (325)	18	325	308	279	322	285	285	322	261	398	398	279	279	279
Taiyo VLIEGEN(R) (202)	19	202	279	322	279	398	398	398	398	279	279	398	398	398
Louka MOULARD(R) (308)	20	308	257	285	285	279	204	279	279	225	225	225	225	225
Charly GLUME (354)	21	354	285	398	398	204	279	204	225	204	204	204	355	355
Mattéo VAN DE KERCHOVE (246)	22	246	322	204	204	225	225	225	204	355	355	355	204	204
Roberto BAAS (285)	23	285	398	344	225	344	344	344	344	344	344	344	344	344
Siebe PAGNAER (279)	24	279	344	225	344	355	355	355	355	325	325	325	325	325
Hugo BESSON (257)	25	257	204	355	355	325	325	325	325	261	208	208	208	208
Sky DEFOURNY (322)	26	322	355	325	325	345	345	345	345	208	342	342	342	342
Lluis TORT MAS (398)	27	398	225	345	342	342	208	208	208	342	261	261	308	308
Ellie DAX(R) (208)	28	208	345	342	345	208	342	342	342	308	308	308	308	308
Alessandro BIGI (355)	29	355	208	208	208	308	308	308	308	308	308	308	308	308
Luis AGUIAR CARDOSO (344)	30	344	325	308	308									
Sofia ZANFARI (345)	31	345	342											
Koen DE ROOIJ (225)	32	225												
Emmilio VANOVERBERGHE (204)	33	204												
-	34													

IAME Series Benelux Round 4 Genk

X30 Senior

Genk 1,360 Km

Heat 13 A-C

17.08.2024 10:10

-NEW-

Race (10:00 and 1 Laps) started at 10:13:13

Pos	No.	Name	Nat	Chassis	Raceteam	Laps	Total Tm	Diff	Best Tm	km/h	Points	Commer
1	296	Kevin LANTINGA	NLD	Croc Promotio	Lantinga Racing	12	11:11.530		55.052	88,934	0	
2	247	Sem VAN DER HEIJDEN(R)	NLD	Croc Promotio	KCR-Racing	12	11:12.422	0.892	55.019	88,987	2	
3	250	Mattiz MEERSCHAUT	BEL	Croc Promotio	KCR-Racing	12	11:12.779	1.249	55.293	88,546	3	
4	288	Tristan KROONE	NLD	TD Kart	Privateer	12	11:14.200	2.670	55.257	88,604	4	
5	216	Victor LOUIS	BEL	Kosmic	Rsd Karting	12	11:14.459	2.929	55.234	88,641	5	
6	242	Kyuhoo LEE	KOR	Tony-Kart	EGP Racing Team	12	11:14.550	3.020	55.121	88,823	6	
7	207	Noah MATON	BEL	Kosmic	Rsd Karting	12	11:15.536	4.006	55.083	88,884	7	
8	353	Tobias NORMANN	DNK	Tony-Kart	Ravet Racing Team	12	11:15.634	4.104	55.117	88,829	8	
9	346	Daan STEENMAN	NLD	Croc Promotio	KCR-Racing	12	11:16.198	4.668	55.329	88,489	9	
10	358	Cristian BIASATTI	ITA	TB Kart	Tb Kart	12	11:18.437	6.907	55.123	88,820	10	
11	339	Lewis MACKIE	GBR	Tony-Kart	EGP Racing Team	12	11:19.749	8.219	55.270	88,583	11	5 sec
12	327	Lukas HORCICKA(R)	CZE	Alonso Kart By	GEPA RACING	12	11:20.542	9.012	55.073	88,900	12	
13	269	Clement OUTRAN	FRA	TB Kart	Tb Kart	12	11:21.376	9.846	55.084	88,882	13	10 sec
14	264	Max STORM	NLD	Kosmic	Fusion Motorsport Benel	12	11:23.538	12.008	55.548	88,140	14	
15	378	Carl LUTTHART	DEU	Falcon	Falcon racing team	12	11:23.877	12.347	55.405	88,367	15	
16	240	Luke TAYLOR	GBR	Lando Norris	Premium Karting	12	11:24.501	12.971	55.404	88,369	16	
17	307	Andrea PIROVANO	ITA	TB Kart	TBKART	12	11:25.428	13.898	55.223	88,659	17	5 sec
18	293	Dennis BOUMAN	NLD	Exprit	wjs racing	12	11:26.335	14.805	55.485	88,240	18	
19	333	Maxim VANSCHOENWINKEI	BEL	KR	Victory Lane	12	11:29.107	17.577	55.353	88,450	19	5 sec
20	351	VAN DUJVENVOORDE YiroI	NLD	Lando Norris	Young Driver Academy	12	11:31.338	19.808	55.641	87,993	20	
21	303	Christopher BINGHAM	GBR	Gillard	S8 Racing	12	11:32.518	20.988	55.720	87,868	21	
22	338	Luna CLERET	FRA	Pantano	PANTANO RACING TEAM	12	11:32.560	21.030	55.049	88,939	22	10 sec
23	396	Eric WESS	DEU	Drago Corse	Dutt Motorsport	12	11:32.712	21.182	55.850	87,663	23	
24	319	Kayne INCE(R)	NLD	Praga	OW karting	12	11:39.301	27.771	55.767	87,794	24	
25	384	Victor AEGERTER	FRA	Croc Promotio	Croc Promotion	12	11:39.483	27.953	56.045	87,358	25	5 sec
26	215	Esteban WALGRAEVE	BEL	Kosmic	Rsd Karting	12	11:42.383	30.853	55.614	88,035	26	10 sec
27	238	Enzo MENENDEZ	FRA	RedSpeed	Renaux Racing Team	12	11:42.620	31.090	55.669	87,948	27	
28	274	Miguel SILVA	PRT	Pantano	PANTANO RACING TEAM	9	9:01.323	3 Laps	55.549	88,138	28	5 sec
29	255	Julian KAMEN	NLD	KR	KBK COMPETITION	5	4:52.532	7 Laps	56.721	86,317	29	
30	221	Raphaël DAUW(R)	BEL	Kosmic	CG Racing	5	4:57.171	7 Laps	56.835	86,144	30	5 sec
31	366	Raphaël LEENDERS	BEL	Kosmic	Rsd Karting	4	4:17.886	8 Laps	58.679	83,437	31	5 sec
32	262	Roan VAN DE KERKHOF	NLD	Formula K	Scuderia 24/7	3	3:04.685	9 Laps	58.805	83,258	32	
33	340	Thibeu WIJERS	NLD	CRG	DFK	2	2:13.826	10 Laps	58.699	83,409	33	10 sec
34	301	Bertram SACHSE(R)	DNK	Falcon	Falcon racing team		0.373	12 Laps	-	-	34	
35	268	Clément MASSAUX	BEL	Tony-Kart	Ravet Racing Team		0.449	12 Laps	-	-	35	
36	385	Vilmer SVAHN	SWE	Croc Promotio	Croc Promotion		0.594	12 Laps	-	-	36	

Announcements

These results are provisional until the conclusion of any judicial and technical matters!

- #307 + 215 run off area / 5 sec time penalty
- #274 + 366 + 221 causing a colission / 5 sec time penalty
- #338 pushing / 5 sec time penalty
- #339,338,215,333,384 front fairing / 5 sec TP
- #340 + 269 causing a collision / 10 sec time penalty

Margin of Victory	Ø km/h	Best Lap Tm	km/h	Best Lap by
0.892	87,490	55.019	88,987	247 - Sem VAN DER HEIJDEN(R)

Official Timing www.mwraceconsulting.com

Orbits

Timekeeping Meik Wagner:

Clerk of the course Thomas Lainer:

www.mylaps.com

Steward (Chairman) Wim Cools:

Chief Scrutineer Liam van de Wouwer:

Licensed to: MW Racec Consulting

Printed: 17.08.2024 13:05:54

posted at: h

IAME Series Benelux Round 4 Genk

X30 Senior

Genk 1,360 Km

Heat 13 A-C

17.08.2024 10:10

Race (10:00 and 1 Laps) started at 10:13:13

Lap	Time of Day	Lap Tm	Diff	S1 Tm	S2 Tm	S3 Tm	Lap	Time of Day	Lap Tm	Diff	S1 Tm	S2 Tm	S3 Tm							
(269) Clement OUTRAN																				
1	10:14:11.738	58.108	+3.024	23.772	17.141	17.195	9	10:21:40.681	55.313	+0.056	22.279	16.447	16.587							
2	10:15:09.205	57.467	+2.383	23.191	17.211	17.065	10	10:22:36.508	55.827	+0.570	22.173	16.892	16.762							
3	10:16:05.130	55.925	+0.841	22.500	16.649	16.776	11	10:23:31.765	55.257		22.223	16.473	16.561							
4	10:17:00.643	55.513	+0.429	22.355	16.491	16.667	12	10:24:27.830	56.065	+0.808	22.248	16.866	16.951							
5	10:17:56.105	55.462	+0.378	22.322	16.511	16.629	(216) Victor LOUIS													
6	10:18:51.452	55.347	+0.263	22.250	16.461	16.636	1	10:14:12.365	58.701	+3.467	24.403	17.217	17.081							
7	10:19:46.603	55.151	+0.067	22.197	16.371	16.583	2	10:15:10.826	58.461	+3.227	22.716	17.611	18.134							
8	10:20:41.687	55.084		22.167	16.356	16.561	3	10:16:07.256	56.430	+1.196	22.929	16.731	16.770							
9	10:21:36.847	55.160	+0.076	22.205	16.357	16.598	4	10:17:02.988	55.732	+0.498	22.398	16.619	16.715							
10	10:22:32.005	55.158	+0.074	22.145	16.351	16.662	5	10:17:58.394	55.406	+0.172	22.343	16.448	16.615							
11	10:23:28.038	56.033	+0.949	22.452	16.693	16.888	6	10:18:54.145	55.751	+0.517	22.469	16.599	16.683							
12	10:24:25.006	56.968	+1.884	22.506	16.979	17.483	7	10:19:49.379	55.234		22.246	16.403	16.585							
(296) Kevin LANTINGA																				
1	10:14:11.886	58.183	+3.131	24.080	17.043	17.060	8	10:20:45.691	56.312	+1.078	22.280	16.561	17.471							
2	10:15:09.499	57.613	+2.561	23.070	17.573	16.970	9	10:21:40.944	55.253	+0.019	22.261	16.404	16.588							
3	10:16:05.441	55.942	+0.890	22.556	16.682	16.704	10	10:22:36.292	55.348	+0.114	22.137	16.589	16.622							
4	10:17:01.107	55.666	+0.614	22.409	16.545	16.712	11	10:23:31.594	55.302	+0.068	22.287	16.413	16.602							
5	10:17:56.394	55.287	+0.235	22.237	16.395	16.655	12	10:24:28.089	56.495	+1.261	22.303	17.058	17.134							
6	10:18:51.669	55.275	+0.223	22.242	16.369	16.664	(242) Kyuho LEE													
7	10:19:46.914	55.245	+0.193	22.240	16.401	16.604	1	10:14:16.587	1:02.399	+7.278	25.205	19.174	18.020							
8	10:20:42.079	55.165	+0.113	22.230	16.297	16.638	2	10:15:13.465	56.878	+1.757	22.941	16.900	17.037							
9	10:21:37.131	55.052		22.129	16.374	16.549	3	10:16:09.413	55.948	+0.827	22.544	16.596	16.808							
10	10:22:32.231	55.100	+0.048	22.191	16.341	16.568	4	10:17:04.995	55.582	+0.461	22.360	16.528	16.694							
11	10:23:28.212	55.981	+0.929	22.305	16.767	16.909	5	10:18:00.420	55.425	+0.304	22.301	16.470	16.654							
12	10:24:25.160	56.948	+1.896	22.429	16.985	17.534	6	10:18:55.756	55.336	+0.215	22.289	16.391	16.656							
(247) Sem VAN DER HEIJDEN(R)																				
1	10:14:13.746	59.935	+4.916	24.853	17.957	17.125	7	10:19:51.068	55.312	+0.191	22.206	16.437	16.669							
2	10:15:10.832	57.086	+2.067	22.774	16.921	17.391	8	10:20:47.038	55.970	+0.849	22.300	17.058	16.612							
3	10:16:08.128	57.296	+2.277	23.023	16.904	17.369	9	10:21:42.159	55.121		22.146	16.368	16.607							
4	10:17:03.804	55.676	+0.657	22.491	16.558	16.627	10	10:22:37.486	55.327	+0.206	22.209	16.470	16.648							
5	10:17:59.117	55.313	+0.294	22.286	16.427	16.600	11	10:23:32.824	55.338	+0.217	22.257	16.442	16.639							
6	10:18:54.748	55.631	+0.612	22.502	16.538	16.591	12	10:24:28.180	55.356	+0.235	22.226	16.400	16.730							
7	10:19:49.884	55.136	+0.117	22.166	16.394	16.576	(207) Noah MATON													
8	10:20:45.242	55.358	+0.339	22.138	16.506	16.714	1	10:14:17.728	1:03.374	+8.291	25.424	20.153	17.797							
9	10:21:40.261	55.019		22.183	16.281	16.555	2	10:15:15.297	57.569	+2.486	23.490	17.085	16.994							
10	10:22:35.342	55.081	+0.062	22.102	16.414	16.565	3	10:16:11.296	55.999	+0.916	22.640	16.592	16.767							
11	10:23:30.752	55.410	+0.391	22.364	16.371	16.675	4	10:17:07.250	55.954	+0.871	22.712	16.483	16.759							
12	10:24:26.052	55.300	+0.281	22.258	16.440	16.602	5	10:18:02.593	55.343	+0.260	22.222	16.418	16.703							
(250) Mattiz MEERSCHAUT																				
1	10:14:13.297	59.517	+4.224	24.815	17.576	17.126	6	10:18:57.815	55.222	+0.139	22.213	16.354	16.655							
2	10:15:10.763	57.466	+2.173	22.633	17.080	17.753	7	10:19:53.004	55.189	+0.106	22.208	16.373	16.608							
3	10:16:06.967	56.204	+0.911	22.610	16.747	16.847	8	10:20:48.087	55.083		22.157	16.273	16.653							
4	10:17:02.767	55.800	+0.507	22.516	16.551	16.733	9	10:21:43.174	55.087	+0.004	22.180	16.268	16.639							
5	10:17:58.214	55.447	+0.154	22.338	16.444	16.665	10	10:22:38.351	55.177	+0.094	22.190	16.349	16.638							
6	10:18:53.796	55.582	+0.289	22.434	16.471	16.677	11	10:23:33.537	55.186	+0.103	22.228	16.336	16.622							
7	10:19:49.187	55.391	+0.098	22.306	16.440	16.645	12	10:24:29.166	55.629	+0.546	22.242	16.490	16.897							
8	10:20:44.554	55.367	+0.074	22.281	16.418	16.668	(353) Tobias NORMANN													
9	10:21:39.896	55.342	+0.049	22.270	16.390	16.682	1	10:14:16.421	1:02.498	+7.381	24.947	20.055	17.496							
10	10:22:35.189	55.293		22.225	16.360	16.708	2	10:15:13.361	56.940	+1.823	22.920	16.940	17.080							
11	10:23:31.041	55.852	+0.559	22.624	16.540	16.688	3	10:16:09.967	56.606	+1.489	22.863	16.641	17.102							
12	10:24:26.409	55.368	+0.075	22.280	16.423	16.665	4	10:17:05.685	55.718	+0.601	22.432	16.546	16.740							
(288) Tristan KROONE																				
1	10:14:12.637	58.898	+3.641	24.525	17.310	17.063	5	10:18:01.010	55.325	+0.208	22.304	16.363	16.658							
2	10:15:10.195	57.558	+2.301	22.758	17.412	17.388	6	10:18:56.338	55.328	+0.211	22.297	16.384	16.647							
3	10:16:06.356	56.161	+0.904	22.524	16.784	16.853	7	10:19:51.694	55.356	+0.239	22.258	16.462	16.636							
4	10:17:02.374	56.018	+0.761	22.537	16.664	16.817	8	10:20:47.619	55.925	+0.808	22.190	16.689	17.046							
5	10:17:57.946	55.572	+0.315	22.334	16.526	16.712	9	10:21:42.914	55.295	+0.178	22.282	16.379	16.634							
6	10:18:54.248	56.302	+1.045	22.918	16.738	16.646	10	10:22:38.031	55.117		22.156	16.287	16.674							
7	10:19:49.623	55.375	+0.118	22.325	16.432	16.618	11	10:23:33.286	55.255	+0.138	22.179	16.462	16.614							
8	10:20:45.368	55.745	+0.488	22.176	16.600	16.969	12	10:24:29.264	55.978	+0.861	22.632	16.497	16.849							
(346) Daan STEENMAN																				
1	10:14:14.479	1:00.422	+5.093	24.680	18.552	17.190														
2	10:15:11.235	56.756	+1.427	22.798	16.934	17.024														
3	10:16:08.285	57.050	+1.721	22.822	16.957	17.271														
4	10:17:04.126	55.841	+0.512	22.576	16.528	16.737														

IAME Series Benelux Round 4 Genk

X30 Senior

Genk 1,360 Km

Heat 13 A-C

17.08.2024 10:10

Race (10:00 and 1 Laps) started at 10:13:13

Lap	Time of Day	Lap Tm	Diff	S1 Tm	S2 Tm	S3 Tm	Lap	Time of Day	Lap Tm	Diff	S1 Tm	S2 Tm	S3 Tm
(358) Cristian BIASATTI													
1	10:14:17.799	1:03.512	+8.389	26.614	19.048	17.850	1	10:14:19.255	1:03.989	+8.584	26.455	19.294	18.240
2	10:15:17.020	59.221	+4.098	23.581	17.777	17.863	2	10:15:18.465	59.210	+3.805	24.045	17.641	17.524
3	10:16:13.332	56.312	+1.189	22.838	16.700	16.774	3	10:16:15.564	57.099	+1.694	22.960	17.252	16.887
4	10:17:09.280	55.948	+0.825	22.341	16.688	16.919	4	10:17:11.468	55.904	+0.499	22.500	16.572	16.832
5	10:18:05.580	56.300	+1.177	22.291	16.518	17.491	5	10:18:07.082	55.614	+0.209	22.402	16.594	16.618
6	10:19:00.964	55.384	+0.261	22.360	16.416	16.608	6	10:19:03.445	56.363	+0.958	22.892	16.749	16.722
7	10:19:56.118	55.154	+0.031	22.210	16.348	16.596	7	10:19:59.404	55.959	+0.554	22.792	16.505	16.662
8	10:20:51.367	55.249	+0.126	22.246	16.396	16.607	8	10:20:55.287	55.883	+0.478	22.257	16.900	16.726
9	10:21:46.635	55.268	+0.145	22.323	16.325	16.620	9	10:21:50.785	55.498	+0.093	22.237	16.496	16.765
10	10:22:41.758	55.123		22.136	16.428	16.559	10	10:22:46.212	55.427	+0.022	22.285	16.462	16.680
11	10:23:36.889	55.131	+0.008	22.192	16.367	16.572	11	10:23:42.102	55.890	+0.485	22.654	16.554	16.682
12	10:24:32.067	55.178	+0.055	22.192	16.401	16.585	12	10:24:37.507	55.405		22.304	16.453	16.648
(240) Luke TAYLOR													
1	10:14:18.907	1:04.121	+8.717	26.574	19.194	18.353	1	10:14:18.907	1:04.121	+8.717	26.574	19.194	18.353
2	10:15:17.616	58.709	+3.305	24.164	17.457	17.088	2	10:15:17.616	58.709	+3.305	24.164	17.457	17.088
3	10:16:14.341	56.725	+1.321	23.093	16.881	16.751	3	10:16:14.341	56.725	+1.321	23.093	16.881	16.751
4	10:17:10.127	55.786	+0.382	22.480	16.591	16.715	4	10:17:10.127	55.786	+0.382	22.480	16.591	16.715
5	10:18:06.956	56.829	+1.425	23.045	16.683	17.101	5	10:18:06.956	56.829	+1.425	23.045	16.683	17.101
6	10:19:03.359	56.403	+0.999	22.946	16.653	16.804	6	10:19:03.359	56.403	+0.999	22.946	16.653	16.804
7	10:20:00.008	56.649	+1.245	23.375	16.561	16.713	7	10:20:00.008	56.649	+1.245	23.375	16.561	16.713
8	10:20:55.567	55.559	+0.155	22.345	16.386	16.828	8	10:20:55.567	55.559	+0.155	22.345	16.386	16.828
9	10:21:50.971	55.404		22.225	16.477	16.702	9	10:21:50.971	55.404		22.225	16.477	16.702
10	10:22:46.398	55.427	+0.023	22.282	16.477	16.668	10	10:22:46.398	55.427	+0.023	22.282	16.477	16.668
11	10:23:42.677	56.279	+0.875	22.473	17.111	16.695	11	10:23:42.677	56.279	+0.875	22.473	17.111	16.695
12	10:24:38.131	55.454	+0.050	22.189	16.499	16.766	12	10:24:38.131	55.454	+0.050	22.189	16.499	16.766
(307) Andrea PIROVANO													
1	10:14:16.964	1:02.246	+7.023	25.764	18.736	17.746	1	10:14:16.964	1:02.246	+7.023	25.764	18.736	17.746
2	10:15:17.100	1:00.136	+4.913	24.159	18.136	17.841	2	10:15:17.100	1:00.136	+4.913	24.159	18.136	17.841
3	10:16:13.591	56.491	+1.268	22.888	16.781	16.822	3	10:16:13.591	56.491	+1.268	22.888	16.781	16.822
4	10:17:09.473	55.882	+0.659	22.383	16.648	16.851	4	10:17:09.473	55.882	+0.659	22.383	16.648	16.851
5	10:18:05.657	56.184	+0.961	22.868	16.434	16.882	5	10:18:05.657	56.184	+0.961	22.868	16.434	16.882
6	10:19:01.581	55.924	+0.701	22.690	16.528	16.706	6	10:19:01.581	55.924	+0.701	22.690	16.528	16.706
7	10:19:56.961	55.380	+0.157	22.269	16.416	16.695	7	10:19:56.961	55.380	+0.157	22.269	16.416	16.695
8	10:20:52.327	55.366	+0.143	22.309	16.400	16.657	8	10:20:52.327	55.366	+0.143	22.309	16.400	16.657
9	10:21:47.636	55.309	+0.086	22.236	16.437	16.636	9	10:21:47.636	55.309	+0.086	22.236	16.437	16.636
10	10:22:42.859	55.223		22.205	16.376	16.642	10	10:22:42.859	55.223		22.205	16.376	16.642
11	10:23:38.370	55.511	+0.288	22.296	16.519	16.696	11	10:23:38.370	55.511	+0.288	22.296	16.519	16.696
12	10:24:34.058	55.688	+0.465	22.378	16.540	16.770	12	10:24:34.058	55.688	+0.465	22.378	16.540	16.770
(293) Dennis BOUMAN													
1	10:14:20.283	1:05.277	+9.792	27.428	19.169	18.680	1	10:14:20.283	1:05.277	+9.792	27.428	19.169	18.680
2	10:15:19.527	59.244	+3.759	23.533	18.134	17.577	2	10:15:19.527	59.244	+3.759	23.533	18.134	17.577
3	10:16:17.292	57.765	+2.280	23.747	17.050	16.968	3	10:16:17.292	57.765	+2.280	23.747	17.050	16.968
4	10:17:14.426	57.134	+1.649	23.564	16.657	16.913	4	10:17:14.426	57.134	+1.649	23.564	16.657	16.913
5	10:18:10.127	55.701	+0.216	22.491	16.476	16.734	5	10:18:10.127	55.701	+0.216	22.491	16.476	16.734
6	10:19:05.818	55.691	+0.206	22.372	16.503	16.816	6	10:19:05.818	55.691	+0.206	22.372	16.503	16.816
7	10:20:01.911	56.093	+0.608	22.796	16.563	16.734	7	10:20:01.911	56.093	+0.608	22.796	16.563	16.734
8	10:20:57.549	55.638	+0.153	22.351	16.491	16.796	8	10:20:57.549	55.638	+0.153	22.351	16.491	16.796
9	10:21:53.034	55.485		22.261	16.470	16.754	9	10:21:53.034	55.485		22.261	16.470	16.754
10	10:22:48.642	55.608	+0.123	22.371	16.498	16.739	10	10:22:48.642	55.608	+0.123	22.371	16.498	16.739
11	10:23:44.206	55.564	+0.079	22.365	16.483	16.716	11	10:23:44.206	55.564	+0.079	22.365	16.483	16.716
12	10:24:39.965	55.759	+0.274	22.347	16.570	16.842	12	10:24:39.965	55.759	+0.274	22.347	16.570	16.842
(333) Maxim VANSCHOENWINKEL													
1	10:14:19.103	1:04.312	+8.959	26.298	19.713	18.301	1	10:14:19.103	1:04.312	+8.959	26.298	19.713	18.301
2	10:15:19.346	1:00.243	+4.890	24.560	18.027	17.656	2	10:15:19.346	1:00.243	+4.890	24.560	18.027	17.656
3	10:16:16.925	57.579	+2.226	22.737	17.498	17.344	3	10:16:16.925	57.579	+2.226	22.737	17.498	17.344
4	10:17:13.004	56.079	+0.726	22.755	16.518	16.806	4	10:17:13.004	56.079	+0.726	22.755	16.518	16.806
5	10:18:08.486	55.482	+0.129	22.262	16.526	16.694	5	10:18:08.486	55.482	+0.129	22.262	16.526	16.694
6	10:19:04.215	55.729	+0.376	22.420	16.664	16.645	6	10:19:04.215	55.729	+0.376	22.420	16.664	16.645
7	10:19:59.849	55.634	+0.281	22.282	16.622	16.730	7	10:19:59.849	55.634	+0.281	22.282	16.622	16.730
8	10:20:55.708	55.859	+0.506	22.236	16.596	17.027	8	10:20:55.708	55.859	+0.506	22.236	16.596	17.027
9	10:21:51.185	55.477	+0.124	22.232	16.565	16.680	9	10:21:51.185	55.477	+0.124	22.232	16.565	16.680
10	10:22:46.655	55.470	+0.117	22.302	16.461	16.707	10	10:22:46.655	55.470	+0.117	22.302	16.461	16.707
(378) Carl LUTTHART													
1	10:14:16.981	1:02.602	+7.054	25.647	18.622	18.333	1	10:14:16.981	1:02.602	+7.054	25.647	18.622	18.333
2	10:15:14.475	57.494	+1.946	23.353	17.101	17.040	2	10:15:14.475	57.494	+1.946	23.353	17.101	17.040
3	10:16:11.084	56.609	+1.061	22.561	17.097	16.951	3	10:16:11.084	56.609	+1.061	22.561	17.097	16.951
4	10:17:08.588	57.504	+1.956	23.353	17.330	16.821	4	10:17:08.588	57.504	+1.956	23.353	17.330	16.821
5	10:18:												

IAME Series Benelux Round 4 Genk

X30 Senior

Genk 1,360 Km

Heat 13 A-C

17.08.2024 10:10

Race (10:00 and 1 Laps) started at 10:13:13

Lap	Time of Day	Lap Tm	Diff	S1 Tm	S2 Tm	S3 Tm
11	10:23:42.384	55.729	+0.376	22.283	16.749	16.697
12	10:24:37.737	55.353		22.201	16.469	16.683

(351) VAN DUJVENVOORDE Yiroh

1	10:14:18.522	1:03.649	+8.008	26.032	19.221	18.396
2	10:15:17.338	58.816	+3.175	23.444	17.459	17.913
3	10:16:16.799	59.461	+3.820	24.013	18.150	17.298
4	10:17:15.629	58.830	+3.189	24.204	17.717	16.909
5	10:18:11.546	55.917	+0.276	22.511	16.649	16.757
6	10:19:07.187	55.641		22.363	16.527	16.751
7	10:20:03.358	56.171	+0.530	22.227	16.520	17.424
8	10:21:00.004	56.646	+1.005	23.149	16.754	16.743
9	10:21:57.772	57.768	+2.127	22.608	17.858	17.302
10	10:22:53.486	55.714	+0.073	22.433	16.560	16.721
11	10:23:49.272	55.786	+0.145	22.460	16.533	16.793
12	10:24:44.968	55.696	+0.055	22.380	16.466	16.850

(303) Christopher BINGHAM

1	10:14:20.421	1:05.317	+9.597	27.213	19.052	19.052
2	10:15:20.150	59.729	+4.009	23.539	18.935	17.255
3	10:16:18.406	58.256	+2.536	23.596	17.461	17.199
4	10:17:16.253	57.847	+2.127	22.933	17.856	17.058
5	10:18:12.316	56.063	+0.343	22.533	16.735	16.795
6	10:19:08.519	56.203	+0.483	22.802	16.570	16.831
7	10:20:04.239	55.720		22.408	16.564	16.748
8	10:21:00.243	56.004	+0.284	22.454	16.809	16.741
9	10:21:57.613	57.370	+1.650	22.487	17.619	17.264
10	10:22:53.396	55.783	+0.063	22.473	16.517	16.793
11	10:23:49.518	56.122	+0.402	22.761	16.675	16.686
12	10:24:46.148	56.630	+0.910	22.507	16.948	17.175

(338) Luna CLERET

1	10:14:20.135	1:04.348	+9.299	25.815	19.666	18.867
2	10:15:19.050	58.915	+3.866	23.388	17.998	17.529
3	10:16:16.112	57.062	+2.013	22.823	17.303	16.936
4	10:17:11.642	55.530	+0.481	22.314	16.536	16.680
5	10:18:07.238	55.596	+0.547	22.338	16.584	16.674
6	10:19:03.504	56.266	+1.217	22.954	16.696	16.616
7	10:19:59.510	56.006	+0.957	22.799	16.617	16.590
8	10:20:54.899	55.389	+0.340	22.296	16.527	16.566
9	10:21:49.948	55.049		22.150	16.349	16.550
10	10:22:45.454	55.506	+0.457	22.254	16.619	16.633
11	10:23:40.909	55.455	+0.406	22.214	16.429	16.812
12	10:24:36.190	55.281	+0.232	22.224	16.417	16.640

(396) Eric WESS

1	10:14:19.639	1:04.433	+8.583	26.109	19.855	18.469
2	10:15:19.615	59.976	+4.126	23.715	18.101	18.160
3	10:16:17.228	57.613	+1.763	23.571	16.896	17.146
4	10:17:13.435	56.207	+0.357	22.777	16.627	16.803
5	10:18:09.592	56.157	+0.307	22.602	16.654	16.901
6	10:19:05.684	56.092	+0.242	22.527	16.629	16.936
7	10:20:03.158	57.474	+1.624	22.984	17.138	17.352
8	10:21:00.634	57.476	+1.626	23.444	17.181	16.851
9	10:21:58.046	57.412	+1.562	22.508	17.515	17.389
10	10:22:54.400	56.354	+0.504	22.533	16.931	16.890
11	10:23:50.250	55.850		22.460	16.642	16.748
12	10:24:46.342	56.092	+0.242	22.449	16.693	16.950

(319) Kayne INCE(R)

1	10:14:20.095	1:05.127	+9.360	27.393	19.100	18.634
2	10:15:19.697	59.602	+3.835	23.938	18.556	17.108
3	10:16:17.547	57.850	+2.083	23.710	17.188	16.952
4	10:17:14.975	57.428	+1.661	23.511	17.046	16.871
5	10:18:10.742	55.767		22.438	16.636	16.693
6	10:19:06.582	55.840	+0.073	22.506	16.548	16.786

Lap	Time of Day	Lap Tm	Diff	S1 Tm	S2 Tm	S3 Tm
7	10:20:03.239	56.657	+0.890	22.339	16.806	17.512
8	10:20:59.641	56.402	+0.635	22.843	16.714	16.845
9	10:22:03.353	1:03.712	+7.945	22.791	17.611	23.310
10	10:23:00.128	56.775	+1.008	23.118	16.780	16.877
11	10:23:56.248	56.120	+0.353	22.533	16.677	16.910
12	10:24:52.931	56.683	+0.916	22.864	16.885	16.934

(384) Victor AEGERTER

1	10:14:20.616	1:04.712	+8.667	26.643	19.240	18.829
2	10:15:20.610	59.994	+3.949	23.880	18.797	17.317
3	10:16:18.992	58.382	+2.337	23.693	17.557	17.132
4	10:17:17.055	58.063	+2.018	22.931	17.697	17.435
5	10:18:13.582	56.527	+0.482	22.659	16.902	16.966
6	10:19:10.355	56.773	+0.728	23.033	16.686	17.054
7	10:20:06.841	56.486	+0.441	22.873	16.649	16.964
8	10:21:03.184	56.343	+0.298	22.783	16.610	16.950
9	10:21:59.424	56.240	+0.195	22.571	16.666	17.003
10	10:22:55.568	56.144	+0.099	22.513	16.700	16.931
11	10:23:51.613	56.045		22.535	16.576	16.934
12	10:24:48.113	56.500	+0.455	22.726	16.773	17.001

(215) Esteban WALGRAEVE

1	10:14:17.202	1:02.738	+7.124	26.097	19.036	17.605
2	10:15:15.187	57.985	+2.371	23.229	17.557	17.199
3	10:16:11.613	56.426	+0.812	22.944	16.655	16.827
4	10:17:09.402	57.789	+2.175	22.913	17.627	17.249
5	10:18:06.399	56.997	+1.383	23.607	16.607	16.783
6	10:19:09.589	1:03.190	+7.576	29.340	16.947	16.903
7	10:20:05.357	55.768	+0.154	22.483	16.535	16.750
8	10:21:00.971	55.614		22.345	16.574	16.695
9	10:21:58.133	57.162	+1.548	22.310	17.439	17.413
10	10:22:53.944	55.811	+0.197	22.509	16.612	16.690
11	10:23:49.714	55.770	+0.156	22.297	16.761	16.712
12	10:24:46.013	56.299	+0.685	22.375	16.946	16.978

(238) Enzo MENENDEZ

1	10:14:38.740	1:24.855	+29.186	24.912	41.523	18.420
2	10:15:36.226	57.486	+1.817	23.226	17.175	17.085
3	10:16:32.789	56.563	+0.894	22.757	16.820	16.986
4	10:17:29.064	56.275	+0.606	22.671	16.693	16.911
5	10:18:25.188	56.124	+0.455	22.600	16.666	16.858
6	10:19:21.290	56.102	+0.433	22.533	16.673	16.896
7	10:20:17.317	56.027	+0.358	22.619	16.620	16.788
8	10:21:13.132	55.815	+0.146	22.386	16.624	16.805
9	10:22:09.018	55.886	+0.217	22.313	16.588	16.985
10	10:23:04.865	55.847	+0.178	22.438	16.639	16.770
11	10:24:00.534	55.669		22.353	16.580	16.736
12	10:24:56.250	55.716	+0.047	22.343	16.630	16.743

(274) Miguel SILVA

1	10:14:20.572	1:04.668	+9.119	28.971	18.009	17.688
2	10:15:20.320	59.748	+4.199	23.648	18.875	17.225
3	10:16:18.106	57.786	+2.237	23.330	17.260	17.196
4	10:17:16.003	57.897	+2.348	23.107	17.802	16.988
5	10:18:12.040	56.037	+0.488	22.523	16.724	16.790
6	10:19:07.928	55.888	+0.339	22.567	16.552	16.769
7	10:20:03.477	55.549		22.342	16.539	16.668
8	10:20:59.949	56.472	+0.923	22.889	16.780	16.803
9	10:22:09.953	1:10.004	+14.455	22.580	17.600	29.824

(255) Julian KAMEN

1	10:14:17.113	1:02.482	+5.761	25.068	19.795	17.619
2	10:15:15.018	57.905	+1.184	23.684	17.128	17.093
3	10:16:12.063	57.045	+0.324	23.200	16.966	16.879
4	10:17:09.441	57.378	+0.657	22.554	17.465	17.359
5	10:18:06.162	56.721		23.366	16.575	16.780

IAME Series Benelux Round 4 Genk

X30 Senior

Genk 1,360 Km

Heat 13 A-C

17.08.2024 10:10

Race (10:00 and 1 Laps) started at 10:13:13

Lap	Time of Day	Lap Tm	Diff	S1 Tm	S2 Tm	S3 Tm	Lap	Time of Day	Lap Tm	Diff	S1 Tm	S2 Tm	S3 Tm
(221) Raphaël DAUW(R)													
1	10:14:16.771	1:02.330	+5.495	25.761	18.902	17.667							
2	10:15:14.187	57.416	+0.581	23.298	17.031	17.087							
3	10:16:11.022	56.835		22.772	17.052	17.011							
4	10:17:08.315	57.293	+0.458	23.348	17.037	16.908							
5	10:18:05.801	57.486	+0.651	22.727	16.766	17.993							
(366) Raphaël LEENDERS													
1	10:14:18.588	1:03.908	+5.229	26.383	19.325	18.200							
2	10:15:17.267	58.679		23.621	17.393	17.665							
3	10:16:18.695	1:01.428	+2.749	26.954	17.404	17.070							
4	10:17:26.516	1:07.821	+9.142	23.043	17.709	27.069							
(262) Roan VAN DE KERKHOF													
1	10:14:19.019	1:03.855	+5.050	26.008	19.705	18.142							
2	10:15:19.510	1:00.491	+1.686	24.119	17.601	18.771							
3	10:16:18.315	58.805		23.941	17.344	17.520							
(340) Thibau WIJERS													
1	10:14:18.757	1:03.884	+5.185	26.120	19.315	18.449							
2	10:15:17.456	58.699		24.128	17.169	17.402							



IAME Series Benelux Round 4 Genk

Lapchart

X30 Senior

Genk 1,360 Km

Heat 13 A-C

17.08.2024 10:10

Race (10:00 and 1 Laps) started at 10:13:13

Competitors	Laps	Laps												
		0	1	2	3	4	5	6	7	8	9	10	11	12
Clement OUTRAN (269)	1	269	269	269	269	269	269	269	269	269	269	269	269	269
Victor LOUIS (216)	2	216	296	296	296	296	296	296	296	296	296	296	296	296
Kevin LANTINGA (296)	3	296	216	288	288	288	288	250	250	250	250	250	247	247
Tristan KROONE (288)	4	288	288	250	250	250	250	216	216	247	247	247	250	250
Mattiz MEERSCHAUT (250)	5	250	250	216	216	216	216	288	288	288	288	216	216	288
Sem VAN DER HEIJDEN(R) (247)	6	247	247	247	339	339	339	247	247	216	216	288	288	216
Enzo MENENDEZ (238)	7	238	346	346	247	247	247	339	346	339	339	242	242	242
Tobias NORMANN (353)	8	353	339	339	346	346	346	346	339	242	242	339	339	339
Bertram SACHSE(R) (301)	9	301	353	353	242	242	242	242	242	353	353	353	353	207
Daan STEENMAN (346)	10	346	242	242	353	353	353	353	353	346	207	207	207	353
Clément MASSAUX (268)	11	268	221	221	221	207	207	207	207	207	346	346	346	346
Kyuhu LEE (242)	12	242	307	264	264	221	358	358	358	358	358	358	358	358
Vilmer SVAHN (385)	13	385	264	255	207	264	307	307	307	307	307	307	307	307
Cristian BIASATTI (358)	14	358	255	215	215	358	264	264	327	327	327	327	327	327
Lewis MACKIE (339)	15	339	215	207	255	215	221	327	264	264	264	338	338	338
Noah MATON (207)	16	207	327	358	358	255	255	240	378	338	338	264	264	264
Max STORM (264)	17	264	207	307	307	307	215	378	338	378	378	378	378	378
Raphaël DAUW(R) (221)	18	221	358	327	327	327	327	338	333	240	240	240	333	333
Esteban WALGRAEVE (215)	19	215	351	366	240	240	240	333	240	333	333	333	240	240
Lukas HORCICKA(R) (327)	20	327	366	351	378	378	378	396	293	293	293	293	293	293
Julian KAMEN (255)	21	255	340	340	338	338	338	293	396	319	303	303	351	351
Raphaël LEENDERS (366)	22	366	240	240	351	333	333	319	319	274	351	351	303	215
Andrea PIROVANO (307)	23	307	262	378	333	396	396	351	351	351	396	215	215	303
Luke TAYLOR (240)	24	240	333	338	396	293	293	274	274	303	215	396	396	396
Maxim VANSCHOENWINKEL (333)	25	333	378	333	293	319	319	303	303	396	384	384	384	384
Thibaut WIJERS (340)	26	340	396	262	319	351	351	215	215	215	319	319	319	319
VAN DUIJVENVOORDE Yiroh (351)	27	351	319	293	274	274	274	384	384	384	238	238	238	238
Kayne INCE(R) (319)	28	319	338	396	262	303	303	238	238	238	274			
Dennis BOUMAN (293)	29	293	293	319	303	384	384							
Christopher BINGHAM (303)	30	303	303	303	366	366	238							
Roan VAN DE KERKHOF (262)	31	262	274	274	384	238								
Eric WESS (396)	32	396	384	384	238									
Carl LUTTHART (378)	33	378	238	238										
Luna CLERET (338)	34	338												
Miguel SILVA (274)	35	274												
Victor AEGERTER (384)	36	384												

IAME Series Benelux Round 4 Genk

X30 Senior

Genk 1,360 Km

Heat 14 B-D

17.08.2024 10:30

-NEW-

Race (10:00 and 1 Laps) started at 10:35:50

Pos	No.	Name	Nat	Chassis	Raceteam	Laps	Total Tm	Diff	Best Tm	km/h	Points	Commer
1	374	Fionn MC LAUGHLIN	IRL	KR	Vdk	10	11:37.319		56.009	87,415	0	
2	330	Illiano COUTURE	FRA	Kosmic	CG Racing	10	11:37.447	0.128	55.809	87,728	2	
3	290	Sam BALOTA	BEL	Kosmic	Dream Racing	10	11:37.473	0.154	55.961	87,490	3	
4	372	Andy RATEL	FRA	Pantano	PANTANO RACING TEAM	10	11:37.527	0.208	55.718	87,871	4	
5	275	Jack NETTLESHIP	GBR	TB Kart	Privateer	10	11:38.390	1.071	55.400	88,375	5	
6	280	Joep MULLER	NLD	Kosmic	FSR	10	11:38.968	1.649	55.441	88,310	6	
7	265	Alessandro TUDISCA	BEL	Kosmic	Rsd Karting	10	11:39.046	1.727	56.530	86,609	7	
8	266	Tyron KINARD	BEL	Tony-Kart	Tys Racing	10	11:40.331	3.012	55.863	87,643	8	
9	367	Ruben MOYA	ESP	Pantano	PANTANO RACING TEAM	10	11:40.581	3.262	55.663	87,958	9	
10	334	Suleiman ZANFARI	MAR	KR	Vdk	10	11:40.898	3.579	55.708	87,887	10	
11	267	Rhys NEWBURN	GBR	TB Kart	S8 Racing	10	11:41.508	4.189	55.597	88,062	11	
12	287	Rinse VOS	NLD	Kosmic	Fusion Motorsport Benel	10	11:41.574	4.255	55.627	88,015	12	
13	231	Gaëtan DEBRABANDERE	BEL	RedSpeed	CG Racing	10	11:41.904	4.585	55.669	87,948	13	
14	201	Henkie KALTEREN	NLD	Kosmic	Rsd Karting	10	11:42.207	4.888	56.307	86,952	14	5 sec
15	289	Otto PYYKÖNEN	FIN	Tony-Kart	EGP Racing Team	10	11:44.036	6.717	55.964	87,485	15	5 sec
16	375	Marc LO PICCOLO	FRA	RedSpeed	PB Kart	10	11:44.324	7.005	55.953	87,502	16	5 sec
17	341	Casper NORMANN	DNK	Kosmic	Ravet Racing Team	10	11:44.413	7.094	55.917	87,558	17	5 sec
18	347	Maximiliano RADECK DA SI	FRA	KR	Victory Lane	10	11:45.363	8.044	55.721	87,866	18	5 sec
19	294	Georges NASSAR	ARE	KR	Victory Lane	10	11:45.391	8.072	55.396	88,382	19	5 sec
20	219	Ollie MEURS	NLD	Falcon	Falcon racing team	10	11:47.732	10.413	56.484	86,679	20	
21	286	Ruby VERLINDEN	BEL	Kosmic	EGP Racing Team	10	11:47.797	10.478	56.295	86,970	21	
22	259	Simon LACROIX	BEL	Kosmic	Rsd Karting	10	11:47.955	10.636	55.726	87,858	22	
23	273	Kyano WELLENS	BEL	Tony-Kart	EGP Racing Team	10	11:48.315	10.996	55.716	87,874	23	5 sec
24	324	Livia SAMSON	NLD	Falcon	Falcon racing team	10	11:53.123	15.804	56.045	87,358	24	5 sec
25	258	Aaron FERRAZZANO	BEL	Kosmic	Eurokarting	10	11:57.809	20.490	55.466	88,270	25	15 sec
26	203	Florent DYRDA	LUX	Lando Norris	Eurokarting	8	9:44.089	2 Laps	55.478	88,251	26	
27	377	Torben GROEHNDAHL	DEU	KR	CV Performance Group	6	7:57.877	4 Laps	57.129	85,701	27	
28	306	Ilyes PRUVOST	FRA	RedSpeed	Renaux Racing Team	5	7:01.368	5 Laps	58.484	83,715	28	
29	271	Carina KRONING	DEU	Tony-Kart	Santamaria Performance	2	3:21.997	8 Laps	1:20.732	60,645	29	
30	244	Patrice KOWALEWSKI(R)	BEL	TD Kart	Delre Racing Team		1.038	10 Laps	-	-	30	
31	356	Leonardo LONGONI	ITA	TB Kart	Tb Kart		1.227	10 Laps	-	-	31	
32	217	Tess VERSCHOOR	NLD	Croc Promotio	KCR-Racing		1.300	10 Laps	-	-	32	
33	253	Dinand DE VOS	BEL	KR	Privateer		1.351	10 Laps	-	-	33	
34	318	Marius BARRY-BERG	NOR	KR	Vdk		1.584	10 Laps	-	-	34	

Not classified

DNS	212	Delano WELLENS	BEL	Gillard	KCR-Racing			DNS	-	-	37	
DNS	320	Emma WEINREICH	DNK	Kosmic	Ravet Racing Team			DNS	-	-	37	

Announcements

These results are provisional until the conclusion of any judicial and technical matters!

#324 overtaking under yellow / time penalty 5 sec

#258 run off area / 5 sec time penalty

#289,294,375,347,258,273 front fairing / 5 sec TP

#201 blocking / time penalty 5 sec

#258 causing a collision / 5 sec time penalty

#341 pushing / 5 sec time penalty

Margin of Victory	Ø km/h	Best Lap Tm	km/h	Best Lap by
0.128	70,212	55.396	88,382	294 - Georges NASSAR

Official Timing www.mwraceconsulting.com

Orbits

Timekeeping Meik Wagner:

Clerk of the course Thomas Lainer:

www.mylaps.com

Steward (Chairman) Wim Cools:

Chief Scrutineer Liam van de Wouwer:

Licensed to: MW Racec Consulting

Printed: 17.08.2024 11:57:24

posted at:

h

IAME Series Benelux Round 4 Genk

X30 Senior

Genk 1,360 Km

Heat 14 B-D

17.08.2024 10:30

Race (10:00 and 1 Laps) started at 10:35:50

Lap	Time of Day	Lap Tm	Diff	S1 Tm	S2 Tm	S3 Tm	Lap	Time of Day	Lap Tm	Diff	S1 Tm	S2 Tm	S3 Tm
(374) Fionn MC LAUGHLIN							5	10:42:47.596	56.964	+1.523	23.219	16.820	16.925
1	10:37:03.942	1:13.313		24.494	17.324	31.495	6	10:43:43.749	56.153	+0.712	22.367	16.598	17.188
2	10:39:06.099	2:02.157	+1:06.148	47.702	35.720	38.735	7	10:44:39.413	55.664	+0.223	22.380	16.527	16.757
3	10:40:46.335	1:40.236	+44.227	42.280	21.486	36.470	8	10:45:34.854	55.441		22.299	16.444	16.698
4	10:41:44.742	58.407	+2.398	24.195	17.081	17.131	9	10:46:32.688	57.834	+2.393	23.655	17.457	16.722
5	10:42:41.741	56.999	+0.990	23.014	17.097	16.888	10	10:47:29.433	56.745	+1.304	22.638	16.978	17.129
6	10:43:37.750	56.009		22.475	16.704	16.830	(265) Alessandro TUDISCA						
7	10:44:34.998	57.248	+1.239	22.689	17.462	17.097	1	10:37:03.091	1:12.626	+16.096	23.858	17.055	31.713
8	10:45:33.570	58.572	+2.563	23.151	17.486	17.935	2	10:39:05.376	2:02.285	+1:05.755	47.634	35.892	38.759
9	10:46:31.164	57.594	+1.585	22.975	17.857	16.762	3	10:40:46.131	1:40.755	+44.225	42.164	21.578	37.013
10	10:47:27.784	56.620	+0.611	22.240	16.568	17.812	4	10:41:44.393	58.262	+1.732	24.098	17.008	17.156
(330) Illiano COUTURE							5	10:42:41.397	57.004	+0.474	23.174	16.908	16.922
1	10:37:07.446	1:16.503	+20.694	25.505	17.579	33.419	6	10:43:37.927	56.530		22.919	16.798	16.813
2	10:39:08.338	2:00.892	+1:05.083	47.346	35.730	37.816	7	10:44:35.061	57.134	+0.604	22.641	17.489	17.004
3	10:40:47.366	1:39.028	+43.219	43.039	21.560	34.429	8	10:45:33.636	58.575	+2.045	23.287	17.355	17.933
4	10:41:46.705	59.339	+3.530	24.798	17.273	17.268	9	10:46:32.044	58.408	+1.878	22.953	18.226	17.229
5	10:42:44.038	57.333	+1.524	22.872	17.596	16.865	10	10:47:29.511	57.467	+0.937	22.688	17.477	17.302
6	10:43:39.847	55.809		22.438	16.608	16.763	(341) Casper NORMANN						
7	10:44:35.917	56.070	+0.261	22.423	16.708	16.939	1	10:37:09.987	1:18.491	+22.574	26.575	17.442	34.474
8	10:45:34.044	58.127	+2.318	23.001	17.456	17.670	2	10:39:10.308	2:00.321	+1:04.404	47.258	35.634	37.429
9	10:46:31.523	57.479	+1.670	23.096	17.388	16.995	3	10:40:48.266	1:37.958	+42.041	43.662	21.209	33.087
10	10:47:27.912	56.389	+0.580	22.353	16.437	17.599	4	10:41:49.636	1:01.370	+5.453	24.846	18.726	17.798
(290) Sam BALOTA							5	10:42:46.519	56.883	+0.966	23.193	16.817	16.873
1	10:37:07.823	1:16.869	+20.908	25.598	17.577	33.694	6	10:43:44.190	57.671	+1.754	22.620	17.054	17.997
2	10:39:08.652	2:00.829	+1:04.868	47.475	35.827	37.527	7	10:44:40.107	55.917		22.533	16.584	16.800
3	10:40:47.557	1:38.905	+42.944	43.103	21.473	34.329	8	10:45:36.455	56.348	+0.431	22.949	16.604	16.795
4	10:41:46.605	59.048	+3.087	24.780	17.281	16.987	9	10:46:33.437	56.982	+1.065	22.540	17.586	16.856
5	10:42:43.774	57.169	+1.208	22.905	17.365	16.899	10	10:47:29.878	56.441	+0.524	22.698	16.880	16.863
6	10:43:39.735	55.961		22.509	16.606	16.846	(266) Tyron KINARD						
7	10:44:35.750	56.015	+0.054	22.464	16.721	16.830	1	10:37:08.217	1:17.154	+21.291	25.609	17.885	33.660
8	10:45:33.836	58.086	+2.125	23.073	17.264	17.749	2	10:39:08.959	2:00.742	+1:04.879	47.415	35.828	37.499
9	10:46:31.714	57.878	+1.917	23.535	17.313	17.030	3	10:40:47.710	1:38.751	+42.888	43.066	21.751	33.934
10	10:47:27.938	56.224	+0.263	22.416	16.608	17.200	4	10:41:47.550	59.840	+3.977	24.852	17.570	17.418
(372) Andy RATEL							5	10:42:46.312	58.762	+2.899	23.097	18.122	17.543
1	10:37:11.834	1:19.253	+23.535	28.437	18.415	32.401	6	10:43:43.268	56.956	+1.093	22.752	17.063	17.141
2	10:39:11.795	1:59.961	+1:04.243	47.205	35.812	36.944	7	10:44:39.778	56.510	+0.647	22.447	16.643	17.420
3	10:40:48.675	1:36.880	+41.162	43.864	21.315	31.701	8	10:45:35.641	55.863		22.423	16.530	16.910
4	10:41:49.035	1:00.360	+4.642	24.429	18.496	17.435	9	10:46:33.271	57.630	+1.767	22.998	17.659	16.973
5	10:42:46.105	57.070	+1.352	22.889	16.867	17.314	10	10:47:30.796	57.525	+1.662	23.081	17.085	17.359
6	10:43:42.319	56.214	+0.496	22.430	16.798	16.986	(367) Ruben MOYA						
7	10:44:38.037	55.718		22.433	16.515	16.770	1	10:37:12.629	1:20.066	+24.403	28.554	18.456	33.056
8	10:45:34.321	56.284	+0.566	22.420	16.602	17.262	2	10:39:12.125	1:59.496	+1:03.833	46.761	35.904	36.831
9	10:46:31.985	57.664	+1.946	23.271	17.374	17.019	3	10:40:48.718	1:36.593	+40.930	43.766	21.445	31.382
10	10:47:27.992	56.007	+0.289	22.322	16.659	17.026	4	10:41:49.639	1:00.921	+5.258	24.718	18.498	17.705
(275) Jack NETTLESHIP							5	10:42:46.166	56.527	+0.864	22.788	16.828	16.911
1	10:37:08.845	1:17.500	+22.100	25.394	18.074	34.032	6	10:43:42.606	56.440	+0.777	22.553	16.750	17.137
2	10:39:09.355	2:00.510	+1:05.110	47.349	35.784	37.377	7	10:44:38.269	55.663		22.311	16.646	16.706
3	10:40:47.918	1:38.563	+43.163	43.615	21.194	33.754	8	10:45:34.482	56.213	+0.550	22.420	16.536	17.257
4	10:41:48.852	1:00.934	+5.534	25.111	18.485	17.338	9	10:46:34.633	1:00.151	+4.488	25.462	16.938	17.751
5	10:42:45.419	56.567	+1.167	22.722	16.873	16.972	10	10:47:31.046	56.413	+0.750	22.741	16.803	16.869
6	10:43:41.276	55.857	+0.457	22.415	16.729	16.713	(334) Suleiman ZANFARI						
7	10:44:36.676	55.400		22.292	16.458	16.650	1	10:37:14.270	1:23.028	+27.320	34.101	17.869	31.058
8	10:45:34.302	57.626	+2.226	22.507	17.436	17.683	2	10:39:13.641	1:59.371	+1:03.663	46.698	35.936	36.737
9	10:46:32.285	57.983	+2.583	23.850	17.176	16.957	3	10:40:49.542	1:35.901	+40.193	44.051	21.152	30.698
10	10:47:28.855	56.570	+1.170	22.483	17.272	16.815	4	10:41:50.876	1:01.334	+5.626	24.495	18.722	18.117
(280) Joep MULLER							5	10:42:50.048	59.172	+3.464	24.256	17.537	17.379
1	10:37:09.297	1:18.166	+22.725	25.647	18.186	34.333	6	10:43:47.020	56.972	+1.264	23.165	16.862	16.945
2	10:39:09.745	2:00.448	+1:05.007	47.289	35.796	37.363	7	10:44:42.834	55.814	+0.106	22.383	16.611	16.820
3	10:40:48.171	1:38.426	+42.985	43.650	21.149	33.627	8	10:45:38.542	55.708		22.327	16.586	16.795
4	10:41:50.632	1:02.461	+7.020	24.779	19.173	18.509	9	10:46:34.999	56.457	+0.749	22.311	16.538	17.608
							10	10:47:31.363	56.364	+0.656	22.652	16.908	16.804

IAME Series Benelux Round 4 Genk

X30 Senior

Genk 1,360 Km

Heat 14 B-D

17.08.2024 10:30

Race (10:00 and 1 Laps) started at 10:35:50

Lap	Time of Day	Lap Tm	Diff	S1 Tm	S2 Tm	S3 Tm	Lap	Time of Day	Lap Tm	Diff	S1 Tm	S2 Tm	S3 Tm
(267) Rhys NEWBURN							(347) Maximiliano RADECK DA SILVA						
1	10:37:23.304	1:31.950	+36.353	55.234	18.208	18.508	5	10:42:42.548	57.036	+1.083	22.803	17.156	17.077
2	10:39:17.021	1:53.717	+58.120	40.655	35.987	37.075	6	10:43:38.501	55.953		22.531	16.644	16.778
3	10:40:51.010	1:33.989	+38.392	44.185	21.367	28.437	7	10:44:35.482	56.981	+1.028	22.428	17.361	17.192
4	10:41:51.270	1:00.260	+4.663	24.412	18.100	17.748	8	10:45:33.958	58.476	+2.523	23.211	17.602	17.663
5	10:42:50.168	58.898	+3.301	24.143	17.520	17.235	9	10:46:32.502	58.544	+2.591	23.650	17.540	17.354
6	10:43:46.655	56.487	+0.890	22.868	16.678	16.941	10	10:47:29.789	57.287	+1.334	22.977	17.371	16.939
7	10:44:42.535	55.880	+0.283	22.396	16.653	16.831	(287) Rinse VOS						
8	10:45:38.132	55.597		22.379	16.548	16.670	1	10:37:11.289	1:19.051	+23.424	28.174	17.694	33.183
9	10:46:34.693	56.561	+0.964	22.360	16.635	17.566	2	10:39:11.175	1:59.886	+1:04.259	47.258	35.832	36.796
10	10:47:31.973	57.280	+1.683	22.813	17.194	17.273	3	10:40:48.501	1:37.326	+41.699	44.036	21.431	31.859
(231) Gaëtan DEBRABANDERE							(294) Georges NASSAR						
1	10:37:25.199	1:34.162	+38.493	56.658	17.833	19.671	1	10:37:06.865	1:15.999	+20.603	25.122	17.551	33.326
2	10:39:18.122	1:52.923	+57.254	38.988	37.925	36.010	2	10:39:07.920	2:01.055	+1:05.659	47.427	35.751	37.877
3	10:40:51.007	1:32.885	+37.216	44.081	22.654	26.150	3	10:40:47.243	1:39.323	+43.927	42.807	21.486	35.030
4	10:41:50.937	59.930	+4.261	24.223	18.067	17.640	4	10:41:46.137	58.894	+3.498	24.526	17.025	17.343
5	10:42:50.124	59.187	+3.518	24.211	17.701	17.275	5	10:42:44.817	58.680	+3.284	23.293	18.296	17.091
6	10:43:46.461	56.337	+0.668	22.691	16.688	16.958	6	10:43:40.961	56.144	+0.748	22.807	16.714	16.623
7	10:44:42.369	55.908	+0.239	22.492	16.614	16.802	7	10:44:36.357	55.396		22.238	16.535	16.623
8	10:45:38.038	55.669		22.380	16.478	16.811	8	10:45:34.351	57.994	+2.598	22.676	17.824	17.494
9	10:46:35.438	57.400	+1.731	22.287	16.624	18.489	9	10:46:34.350	59.999	+4.603	23.880	18.622	17.497
10	10:47:32.369	56.931	+1.262	23.076	16.905	16.950	10	10:47:30.856	56.506	+1.110	22.614	16.684	17.208
(201) Henkie KALTEREN							(219) Ollie MEURS						
1	10:37:03.639	1:12.992	+16.685	24.171	17.222	31.599	1	10:37:13.909	1:21.518	+25.034	30.903	18.530	32.085
2	10:39:05.733	2:02.094	+1:05.787	47.504	35.868	38.722	2	10:39:13.301	1:59.392	+1:02.908	46.733	35.947	36.712
3	10:40:46.221	1:40.488	+44.181	42.179	21.699	36.610	3	10:40:49.481	1:36.180	+39.696	43.940	21.288	30.952
4	10:41:44.546	58.325	+2.018	24.176	17.053	17.096	4	10:41:51.205	1:01.724	+5.240	25.291	18.625	17.808
5	10:42:41.301	56.755	+0.448	22.846	16.856	17.053	5	10:42:51.232	1:00.027	+3.543	23.973	18.313	17.741
6	10:43:37.608	56.307		22.612	16.727	16.968	6	10:43:48.565	57.333	+0.849	23.300	16.993	17.040
7	10:44:34.948	57.340	+1.033	22.731	17.403	17.206	7	10:44:45.049	56.484		22.716	16.794	16.974
8	10:45:33.480	58.532	+2.225	23.132	17.463	17.937	8	10:45:41.655	56.606	+0.122	22.645	16.916	17.045
9	10:46:30.498	57.018	+0.711	22.966	17.126	16.926	9	10:46:38.983	57.328	+0.844	23.415	16.820	17.093
10	10:47:27.672	57.174	+0.867	22.602	16.775	17.797	10	10:47:38.197	59.214	+2.730	23.357	17.560	18.297
(289) Otto PYYKÖNEN							(286) Ruby VERLINDEN						
1	10:37:05.402	1:14.630	+18.666	24.589	17.469	32.572	1	10:37:15.462	1:23.153	+26.858	38.335	18.572	26.246
2	10:39:06.690	2:01.288	+1:05.324	47.415	35.586	38.287	2	10:39:14.436	1:58.974	+1:02.679	46.409	36.057	36.508
3	10:40:46.757	1:40.067	+44.103	42.777	21.338	35.952	3	10:40:50.423	1:35.987	+39.692	44.351	21.332	30.304
4	10:41:45.110	58.353	+2.389	24.263	17.046	17.044	4	10:41:52.155	1:01.732	+5.437	25.646	18.083	18.003
5	10:42:42.280	57.170	+1.206	22.701	17.506	16.963	5	10:42:51.666	59.511	+3.216	23.963	18.110	17.438
6	10:43:38.244	55.964		22.565	16.608	16.791	6	10:43:49.257	57.591	+1.296	23.246	17.167	17.178
7	10:44:35.302	57.058	+1.094	22.527	17.448	17.083	7	10:44:45.788	56.531	+0.236	22.536	17.003	16.992
8	10:45:33.803	58.501	+2.537	23.164	17.439	17.898	8	10:45:42.083	56.295		22.507	16.793	16.995
9	10:46:33.140	59.337	+3.373	24.225	18.144	16.968	9	10:46:39.036	56.953	+0.658	23.265	16.732	16.956
10	10:47:29.501	56.361	+0.397	22.479	17.076	16.806	10	10:47:38.262	59.226	+2.931	23.396	17.582	18.248
(375) Marc LO PICCOLO							(259) Simon LACROIX						
1	10:37:04.643	1:14.093	+18.140	24.473	17.634	31.986	1	10:37:05.911	1:15.117	+19.391	24.982	17.330	32.805
2	10:39:06.533	2:01.890	+1:05.937	47.403	35.873	38.614	2	10:39:07.059	2:01.148	+1:05.422	47.422	35.784	37.942
3	10:40:46.626	1:40.093	+44.140	42.301	21.456	36.336	3	10:40:46.959	1:39.900	+44.174	42.810	21.425	35.665
4	10:41:45.512	58.886	+2.933	24.553	17.162	17.171	4	10:41:46.199	59.240	+3.514	24.436	17.217	17.587
							(259) Simon LACROIX						
							1						
							2						
							3						
							4						
							5						
							6						
							7						
							8						
							9						
							10						

IAME Series Benelux Round 4 Genk

X30 Senior

Genk 1,360 Km

Heat 14 B-D

17.08.2024 10:30

Race (10:00 and 1 Laps) started at 10:35:50

Lap	Time of Day	Lap Tm	Diff	S1 Tm	S2 Tm	S3 Tm	Lap	Time of Day	Lap Tm	Diff	S1 Tm	S2 Tm	S3 Tm
(273) Kyano WELLENS													
1	10:37:17.709	1:26.566	+30.850	41.261	19.546	25.759							
2	10:39:15.633	1:57.924	+1:02.208	45.060	36.025	36.839							
3	10:40:50.552	1:34.919	+39.203	44.283	20.966	29.670							
4	10:41:51.575	1:01.023	+5.307	24.654	18.536	17.833							
5	10:42:51.296	59.721	+4.005	24.108	18.288	17.325							
6	10:43:48.277	56.981	+1.265	23.020	16.872	17.089							
7	10:44:44.263	55.986	+0.270	22.539	16.631	16.816							
8	10:45:39.979	55.716		22.416	16.526	16.774							
9	10:46:35.816	55.837	+0.121	22.540	16.526	16.771							
10	10:47:33.780	57.964	+2.248	22.635	18.438	16.891							
(324) Livia SAMSON													
1	10:37:13.490	1:21.063	+25.018	30.896	18.524	31.643							
2	10:39:12.981	1:59.491	+1:03.446	46.726	35.973	36.792							
3	10:40:49.303	1:36.322	+40.277	43.804	21.502	31.016							
4	10:41:51.426	1:02.123	+6.078	25.346	18.305	18.472							
5	10:42:51.470	1:00.044	+3.999	24.531	18.158	17.355							
6	10:43:49.318	57.848	+1.803	23.545	17.156	17.147							
7	10:44:46.098	56.780	+0.735	22.696	16.845	17.239							
8	10:45:42.143	56.045		22.465	16.691	16.889							
9	10:46:39.277	57.134	+1.089	23.511	16.749	16.874							
10	10:47:38.588	59.311	+3.266	23.123	17.966	18.222							
(258) Aaron FERRAZZANO													
1	10:37:14.689	1:23.092	+27.626	35.608	17.459	30.025							
2	10:39:13.948	1:59.259	+1:03.793	46.690	36.016	36.553							
3	10:40:49.787	1:35.839	+40.373	44.189	21.035	30.615							
4	10:41:50.583	1:00.796	+5.330	24.065	18.476	18.255							
5	10:42:47.261	56.678	+1.212	23.004	16.766	16.908							
6	10:43:43.664	56.403	+0.937	22.470	16.591	17.342							
7	10:44:39.244	55.580	+0.114	22.294	16.458	16.828							
8	10:45:34.710	55.466		22.261	16.378	16.827							
9	10:46:37.289	1:02.579	+7.113	29.096	16.644	16.839							
10	10:47:33.274	55.985	+0.519	22.399	16.862	16.724							
(203) Florent DYRDA													
1	10:37:06.413	1:15.542	+20.064	25.036	17.466	33.040							
2	10:39:07.368	2:00.955	+1:05.477	47.375	35.731	37.849							
3	10:40:47.131	1:39.763	+44.285	42.911	21.567	35.285							
4	10:41:47.452	1:00.321	+4.843	25.513	17.680	17.128							
5	10:42:44.888	57.436	+1.958	22.710	17.727	16.999							
6	10:43:40.734	55.846	+0.368	22.545	16.603	16.698							
7	10:44:36.212	55.478		22.218	16.575	16.685							
8	10:45:34.554	58.342	+2.864	23.112	17.665	17.565							
(377) Torben GROEHND AHL													
1	10:37:18.874	1:27.296	+30.167	49.570	18.450	19.276							
2	10:39:16.357	1:57.483	+1:00.354	44.400	35.965	37.118							
3	10:40:50.650	1:34.293	+37.164	44.327	21.257	28.709							
4	10:41:51.796	1:01.146	+4.017	24.315	18.242	18.589							
5	10:42:51.213	59.417	+2.288	23.932	18.019	17.466							
6	10:43:48.342	57.129		22.993	16.861	17.275							
(306) Ilyes PRUVOST													
1	10:37:16.045	1:24.628	+26.144	39.972	18.358	26.298							
2	10:39:15.314	1:59.269	+1:00.785	46.249	35.986	37.034							
3	10:40:50.490	1:35.176	+36.692	44.235	21.094	29.847							
4	10:41:53.349	1:02.859	+4.375	27.482	17.839	17.538							
5	10:42:51.833	58.484		23.391	17.800	17.293							
(271) Carina KRONING													
1	10:37:13.045	1:20.732		30.006	18.672	32.054							
2	10:39:12.462	1:59.417	+38.685	46.655	35.951	36.811							

IAME Series Benelux Round 4 Genk

Lapchart

X30 Senior

Genk 1,360 Km

Heat 14 B-D

17.08.2024 10:30

Race (10:00 and 1 Laps) started at 10:35:50

Competitors	Laps										
	0	1	2	3	4	5	6	7	8	9	10
Alessandro TUDISCA (265)	1	265	265	265	265	201	201	201	201	201	201
Marc LO PICCOLO (375)	2	375	201	201	201	201	265	374	374	374	374
Fionn MC LAUGHLIN (374)	3	374	374	374	374	374	265	265	265	330	330
Henkie KALTEREN (201)	4	201	375	375	375	289	289	289	289	290	290
Otto PYYKÖNEN (289)	5	289	289	289	289	375	375	375	375	290	372
Simon LACROIX (259)	6	259	259	259	259	294	290	290	290	375	275
Georges NASSAR (294)	7	294	203	203	203	259	330	330	330	330	275
Florent DYRDA (203)	8	203	294	294	294	290	294	203	203	275	375
Illiano COUTURE (330)	9	330	330	330	330	330	203	294	294	372	280
Sam BALOTA (290)	10	290	290	290	290	203	275	275	275	294	289
Gaëtan DEBRABANDERE (231)	11	231	266	266	266	266	259	372	372	367	266
Tyron KINARD (266)	12	266	275	275	275	275	372	367	367	203	341
Joep MULLER (280)	13	280	280	280	280	372	367	259	259	258	347
Kyano WELLENS (273)	14	273	341	341	341	341	266	266	258	259	294
Suleiman ZANFARI (334)	15	334	347	347	347	367	341	258	280	280	367
Jack NETTLESHIP (275)	16	275	287	287	287	258	258	280	266	266	267
Rhys NEWBURN (267)	17	267	372	372	372	280	280	341	341	347	334
Ilyes PRUVOST (306)	18	306	367	367	367	347	347	347	347	341	287
Maximiliano RADECK DA SILVA (347)	19	347	271	271	324	334	334	231	231	231	231
Casper NORMANN (341)	20	341	324	324	219	287	231	267	267	267	273
Patrice KOWALEWSKI(R) (244)	21	244	219	219	334	231	267	334	334	334	258
Torben GROEHDAHL (377)	22	377	334	334	258	219	287	287	287	219	219
Aaron FERRAZZANO (258)	23	258	258	258	286	267	377	273	273	273	286
Leonardo LONGONI (356)	24	356	286	286	306	324	219	377	219	219	324
Tess VERSCHOOR (217)	25	217	306	306	273	273	273	219	286	286	259
Dinand DE VOS (253)	26	253	273	273	377	377	324	286	324	324	
Marius BARRY-BERG (318)	27	318	377	377	231	286	286	324			
Rinse VOS (287)	28	287	267	267	267	306	306				
Ruby VERLINDEN (286)	29	286	231	231							
Carina KRONING (271)	30	271									
Ollie MEURS (219)	31	219									
Livia SAMSON (324)	32	324									
Ruben MOYA (367)	33	367									
Andy RATEL (372)	34	372									
-	35										
-	36										

IAME Series Benelux Round 4 Genk
X30 Senior
Genk 1,360 Km
Heat 15 E-F
17.08.2024 11:30
Race (10:00 and 1 Laps) started at 11:35:19

Pos	No.	Name	Nat	Chassis	Raceteam	Laps	Total Tm	Diff	Best Tm	km/h	Points	Commer
1	364	Joseph SMITH	GBR	KR	Victory Lane	12	11:10.478		54.983	89,046	0	
2	270	Thomas VAN VLIET(R)	NLD	Kosmic	Rsd Karting	12	11:12.879	2.401	54.901	89,179	2	
3	261	Thibauld GELADE	BEL	Alonso Kart By	GEPA RACING	12	11:14.108	3.630	54.949	89,101	3	5 sec
4	226	Markus GLUME	BEL	Lando Norris	Eurokarting	12	11:16.162	5.684	55.155	88,768	4	
5	248	Roméo ROUSSEL	FRA	KR	PB Kart	12	11:16.325	5.847	55.234	88,641	5	
6	202	Taiyo VLIEGEN(R)	THA	Falcon	Falcon racing team	12	11:16.504	6.026	55.041	88,952	6	
7	254	Conor GRANT	IRL	KR	Victory Lane	12	11:17.011	6.533	55.042	88,950	7	
8	285	Roberto BAAS	BEL	Exprit	wjs racing	12	11:17.595	7.117	55.242	88,628	8	
9	383	Annabelle BRIAN	NLD	Croc Promotio	KCR-Racing	12	11:19.757	9.279	55.330	88,487	9	
10	263	Philip SVENDSEN	NOR	Charles Lecler	Privateer	12	11:19.864	9.386	55.234	88,641	10	
11	357	Roxanne LANTINGA(R)	NLD	Tony-Kart	Lantinga Racing	12	11:21.316	10.838	55.247	88,620	11	5 sec
12	312	Jens BEEUSAERT	BEL	Falcon	DFK	12	11:21.356	10.878	55.158	88,763	12	
13	224	Angelo MELI	BEL	Tony-Kart	EGP Racing Team	12	11:23.793	13.315	54.972	89,064	13	5 sec
14	284	Mika VOS	NLD	Kosmic	Fusion Motorsport Beneli	12	11:25.052	14.574	55.052	88,934	14	
15	257	Hugo BESSON	FRA	KR	Vdk	12	11:25.109	14.631	54.993	89,030	15	
16	362	Alex MACHADO	AND	TB Kart	Tb Kart	12	11:26.399	15.921	55.225	88,656	16	
17	214	Yanis BOUILLEZ	BEL	Kosmic	PJM	12	11:26.430	15.952	54.893	89,192	17	10 sec
18	317	Kevin BAKKER	NLD	Falcon	Falcon racing team	12	11:26.655	16.177	55.260	88,599	18	5 sec
19	204	Emmilio VANOVERBERGHE	BEL	Tony-Kart	EGP Racing Team	12	11:28.229	17.751	55.376	88,414	19	
20	398	Luis TORT MAS	ESP	Gillard	AUTO CLUB RC2 VALLÈS	12	11:29.921	19.443	55.599	88,059	20	
21	370	Rosanne DEN DRIJVER	NLD	Falcon	Falcon racing team	12	11:29.989	19.511	55.097	88,861	21	5 sec
22	208	Ellie DAX(R)	LUX	Kosmic	CG Racing	12	11:30.015	19.537	55.537	88,157	22	
23	235	CJ BENNETT	IRL	KR	Victory Lane	12	11:30.332	19.854	55.329	88,489	23	5 sec
24	225	Koen DE ROOIJ	NLD	Exprit	wjs racing	12	11:30.643	20.165	55.503	88,211	24	5 sec
25	200	Anne-Charlotte ANTUORO	FRA	Tony-Kart	DG KART	12	11:32.398	21.920	56.067	87,324	25	
26	297	Luis ESSER	DEU	Tony-Kart	Privateer	12	11:51.634	41.156	55.807	87,731	26	10 sec
27	321	Jules VANHULLE	BEL	TD Kart	TD Official Racing Team	10	9:30.185	2 Laps	55.145	88,784	27	
28	368	Milan MARCZAK	NLD	Falcon	DFK	7	6:37.562	5 Laps	55.896	87,591	28	
29	310	Siebe WIJMA	NLD	Praga	OW karting	5	4:55.066	7 Laps	56.534	86,603	29	
30	363	Joan ALUJA OLESTI	ESP	KR	MDC Racing	1	1:06.942	11 Laps	1:00.898	80,397	30	5 sec
31	228	Luca MONTEBELLO	BEL	Kosmic	Rsd Karting		0.860	12 Laps	-	-	31	
32	354	Charly GLUME	BEL	Lando Norris	Eurokarting		1.001	12 Laps	-	-	32	
33	343	Emmanouil LIOUDAKIS	GRC	KR	Victory Lane		1.462	12 Laps	-	-	33	
Not classified												
DNS	223	Wesley DE GOEIJ	NLD	Croc Promotio	KCR-Racing			DNS	-	-	37	

Announcements

These results are provisional until the conclusion of any judicial and technical matters!

#261,363,317,370,225,235 front fairing / 5 sec TP

#214 leaving corridor 3-4 wheels / time penalty 5 sec

#214 causing a colission / 5 sec time penalty

#357 + 224 pushing / 5 sec time penalty

#297 causing a colission / 10 sec time penalty

Margin of Victory	Ø km/h	Best Lap Tm	km/h	Best Lap by
2.401	87,627	54.893	89,192	214 - Yanis BOUILLEZ

Official Timing www.mwraceconsulting.com
Orbits

Timekeeping Meik Wagner:



Clerk of the course Thomas Lainer:

www.mylaps.com

Steward (Chairman) Wim Cools:

Chief Scrutineer Liam van de Wouwer:

Licensed to: MW Racec Consulting

Printed: 17.08.2024 13:43:49

posted at:

h

IAME Series Benelux Round 4 Genk

X30 Senior

Genk 1,360 Km

Heat 15 E-F

17.08.2024 11:30

Race (10:00 and 1 Laps) started at 11:35:19

Lap	Time of Day	Lap Tm	Diff	S1 Tm	S2 Tm	S3 Tm
(364) Joseph SMITH						
1	11:36:19.873	1:00.101	+5.118	24.939	17.839	17.323
2	11:37:17.002	57.129	+2.146	23.277	16.879	16.973
3	11:38:12.755	55.753	+0.770	22.435	16.575	16.743
4	11:39:08.347	55.592	+0.609	22.227	16.540	16.825
5	11:40:03.670	55.323	+0.340	22.201	16.500	16.622
6	11:40:58.829	55.159	+0.176	22.241	16.299	16.619
7	11:41:54.455	55.626	+0.643	22.274	16.466	16.886
8	11:42:49.455	55.000	+0.017	22.099	16.336	16.565
9	11:43:44.645	55.190	+0.207	22.043	16.390	16.757
10	11:44:39.915	55.270	+0.287	22.353	16.373	16.544
11	11:45:34.898	54.983		22.077	16.318	16.588
12	11:46:30.081	55.183	+0.200	22.146	16.307	16.730

Lap	Time of Day	Lap Tm	Diff	S1 Tm	S2 Tm	S3 Tm
(270) Thomas VAN VLIET(R)						
1	11:36:20.615	1:00.735	+5.834	25.471	18.031	17.233
2	11:37:17.944	57.329	+2.428	22.991	17.551	16.787
3	11:38:13.748	55.804	+0.903	22.509	16.575	16.720
4	11:39:09.152	55.404	+0.503	22.291	16.448	16.665
5	11:40:04.616	55.464	+0.563	22.302	16.637	16.525
6	11:40:59.705	55.089	+0.188	22.121	16.403	16.565
7	11:41:55.299	55.594	+0.693	22.439	16.543	16.612
8	11:42:50.389	55.090	+0.189	22.115	16.380	16.595
9	11:43:45.290	54.901		22.144	16.232	16.525
10	11:44:42.144	56.854	+1.953	22.485	17.519	16.850
11	11:45:37.182	55.038	+0.137	22.190	16.303	16.545
12	11:46:32.482	55.300	+0.399	22.238	16.360	16.702

Lap	Time of Day	Lap Tm	Diff	S1 Tm	S2 Tm	S3 Tm
(261) Thibauld GELADE						
1	11:36:19.266	59.219	+4.270	24.262	17.736	17.221
2	11:37:15.488	56.222	+1.273	22.632	16.717	16.873
3	11:38:11.536	56.048	+1.099	22.576	16.606	16.866
4	11:39:06.925	55.389	+0.440	22.218	16.480	16.691
5	11:40:02.401	55.476	+0.527	22.313	16.450	16.713
6	11:40:58.053	55.652	+0.703	22.229	16.353	17.070
7	11:41:53.552	55.499	+0.505	22.305	16.456	16.738
8	11:42:48.656	55.104	+0.155	22.154	16.301	16.649
9	11:43:43.802	55.146	+0.197	22.155	16.337	16.654
10	11:44:38.755	54.953	+0.004	22.093	16.273	16.587
11	11:45:33.762	55.007	+0.058	22.124	16.252	16.531
12	11:46:28.711	54.949		22.055	16.267	16.627

Lap	Time of Day	Lap Tm	Diff	S1 Tm	S2 Tm	S3 Tm
(226) Markus GLUME						
1	11:36:20.561	1:00.469	+5.314	25.415	17.708	17.346
2	11:37:17.432	56.871	+1.716	22.885	17.090	16.896
3	11:38:13.206	55.774	+0.619	22.408	16.603	16.763
4	11:39:08.747	55.541	+0.386	22.345	16.486	16.710
5	11:40:04.220	55.473	+0.318	22.385	16.437	16.651
6	11:40:59.594	55.374	+0.219	22.236	16.434	16.704
7	11:41:55.128	55.534	+0.379	22.452	16.429	16.653
8	11:42:50.283	55.155		22.124	16.404	16.627
9	11:43:45.702	55.419	+0.264	22.426	16.389	16.604
10	11:44:42.827	57.125	+1.970	22.280	17.553	17.292
11	11:45:38.525	55.698	+0.543	22.594	16.379	16.725
12	11:46:35.765	57.240	+2.085	22.484	17.034	17.722

Lap	Time of Day	Lap Tm	Diff	S1 Tm	S2 Tm	S3 Tm
(248) Roméo ROUSSEL						
1	11:36:19.979	1:00.043	+4.809	25.124	17.714	17.205
2	11:37:18.871	58.892	+3.658	23.306	18.175	17.411
3	11:38:15.172	56.301	+1.067	22.683	16.709	16.909
4	11:39:10.937	55.765	+0.531	22.343	16.608	16.814
5	11:40:06.879	55.942	+0.708	22.428	16.567	16.947
6	11:41:02.337	55.458	+0.224	22.304	16.504	16.650
7	11:41:57.640	55.303	+0.069	22.247	16.459	16.597
8	11:42:53.138	55.498	+0.264	22.364	16.489	16.645

Lap	Time of Day	Lap Tm	Diff	S1 Tm	S2 Tm	S3 Tm
9	11:43:48.372	55.234		22.181	16.403	16.650
10	11:44:43.639	55.267	+0.033	22.255	16.382	16.630
11	11:45:40.261	56.622	+1.388	22.897	16.988	16.737
12	11:46:35.928	55.667	+0.433	22.260	16.413	16.994

Lap	Time of Day	Lap Tm	Diff	S1 Tm	S2 Tm	S3 Tm
(202) Taiyo VLIEGEN(R)						
1	11:36:21.301	1:00.779	+5.738	25.492	18.169	17.118
2	11:37:20.057	58.756	+3.715	22.825	17.454	18.477
3	11:38:17.474	57.417	+2.376	22.707	17.285	17.425
4	11:39:13.337	55.863	+0.822	22.576	16.590	16.697
5	11:40:08.773	55.436	+0.395	22.142	16.578	16.716
6	11:41:03.987	55.214	+0.173	22.105	16.487	16.622
7	11:41:59.443	55.456	+0.415	22.249	16.508	16.699
8	11:42:54.678	55.235	+0.194	22.111	16.525	16.599
9	11:43:49.719	55.041		22.130	16.349	16.562
10	11:44:44.832	55.113	+0.072	22.109	16.414	16.590
11	11:45:40.879	56.047	+1.006	22.136	16.865	17.046
12	11:46:36.107	55.228	+0.187	22.196	16.421	16.611

Lap	Time of Day	Lap Tm	Diff	S1 Tm	S2 Tm	S3 Tm
(254) Conor GRANT						
1	11:36:18.552	58.737	+3.695	24.353	17.377	17.007
2	11:37:14.817	56.265	+1.223	22.619	16.811	16.835
3	11:38:10.613	55.796	+0.754	22.404	16.641	16.751
4	11:39:06.400	55.787	+0.745	22.366	16.603	16.818
5	11:40:02.055	55.655	+0.613	22.326	16.518	16.811
6	11:40:58.156	56.101	+1.059	22.285	16.508	17.308
7	11:41:54.518	56.362	+1.320	22.827	16.461	17.074
8	11:42:49.852	55.334	+0.292	22.258	16.473	16.603
9	11:43:44.894	55.042		22.144	16.308	16.590
10	11:44:42.407	57.513	+2.471	22.830	17.447	17.236
11	11:45:41.135	58.728	+3.686	24.230	17.096	17.402
12	11:46:36.614	55.479	+0.437	22.315	16.474	16.690

Lap	Time of Day	Lap Tm	Diff	S1 Tm	S2 Tm	S3 Tm
(285) Roberto BAAS						
1	11:36:22.414	1:01.724	+6.482	25.727	18.353	17.644
2	11:37:20.133	57.719	+2.477	23.400	17.220	17.099
3	11:38:17.323	57.190	+1.948	22.904	17.096	17.190
4	11:39:13.710	56.387	+1.145	22.889	16.703	16.795
5	11:40:09.319	55.609	+0.367	22.356	16.475	16.778
6	11:41:04.800	55.481	+0.239	22.275	16.434	16.772
7	11:42:00.208	55.408	+0.166	22.246	16.442	16.720
8	11:42:55.640	55.432	+0.190	22.332	16.400	16.700
9	11:43:50.983	55.343	+0.101	22.278	16.403	16.662
10	11:44:46.371	55.388	+0.146	22.268	16.416	16.704
11	11:45:41.956	55.585	+0.343	22.407	16.491	16.687
12	11:46:37.198	55.242		22.247	16.337	16.658

Lap	Time of Day	Lap Tm	Diff	S1 Tm	S2 Tm	S3 Tm
(383) Annabelle BRIAN						
1	11:36:19.538	59.694	+4.364	24.368	18.116	17.210
2	11:37:16.064	56.526	+1.196	22.725	16.886	16.915
3	11:38:12.060	55.996	+0.666	22.455	16.723	16.818
4	11:39:07.904	55.844	+0.514	22.443	16.584	16.817
5	11:40:03.539	55.635	+0.305	22.325	16.593	16.717
6	11:40:59.341	55.802	+0.472	22.571	16.561	16.670
7	11:41:55.773	56.432	+1.102	23.164	16.505	16.763
8	11:42:51.103	55.330		22.260	16.447	16.623
9	11:43:46.524	55.421	+0.091	22.263	16.434	16.724
10	11:44:42.742	56.218	+0.888	22.545	16.718	16.955
11	11:45:43.124	1:00.382	+5.052	26.130	17.152	17.100
12	11:46:39.360	56.236	+0.906	22.635	16.635	16.966

Lap	Time of Day	Lap Tm	Diff	S1 Tm	S2 Tm	S3 Tm

IAME Series Benelux Round 4 Genk

X30 Senior

Genk 1,360 Km

Heat 15 E-F

17.08.2024 11:30

Race (10:00 and 1 Laps) started at 11:35:19

Lap	Time of Day	Lap Tm	Diff	S1 Tm	S2 Tm	S3 Tm	Lap	Time of Day	Lap Tm	Diff	S1 Tm	S2 Tm	S3 Tm
(357) Roxanne LANTINGA(R)													
1	11:36:17.475	57.872	+2.625	23.611	17.131	17.130	1	11:36:31.613	1:10.854	+15.861	35.902	17.696	17.256
2	11:37:14.158	56.683	+1.436	22.691	16.963	17.029	2	11:37:28.006	56.393	+1.400	22.674	16.794	16.925
3	11:38:10.390	56.232	+0.985	22.538	16.791	16.903	3	11:38:23.739	55.733	+0.740	22.391	16.597	16.745
4	11:39:06.839	56.449	+1.202	22.674	16.748	17.027	4	11:39:19.511	55.772	+0.779	22.152	16.945	16.675
5	11:40:02.955	56.116	+0.869	22.661	16.671	16.784	5	11:40:15.028	55.517	+0.524	22.170	16.718	16.629
6	11:40:58.378	55.423	+0.176	22.209	16.533	16.681	6	11:41:11.823	56.795	+1.802	22.701	17.219	16.875
7	11:41:53.833	55.455	+0.208	22.288	16.467	16.700	7	11:42:06.980	55.157	+0.164	22.196	16.340	16.621
8	11:42:49.080	55.247		22.182	16.417	16.648	8	11:43:02.406	55.426	+0.433	22.078	16.605	16.743
9	11:43:44.721	55.641	+0.394	22.208	16.460	16.973	9	11:43:57.639	55.233	+0.240	22.184	16.388	16.661
10	11:44:42.701	57.980	+2.733	23.180	17.742	17.058	10	11:44:52.632	54.993		22.091	16.325	16.577
11	11:45:39.206	56.505	+1.258	23.334	16.529	16.642	11	11:45:47.625	54.993		22.061	16.333	16.599
12	11:46:35.919	56.713	+1.466	22.283	16.722	17.708	12	11:46:44.712	57.087	+2.094	22.172	17.472	17.443
(362) Alex MACHADO													
1	11:36:32.036	1:01.756	+6.531	25.853	18.132	17.771	1	11:36:32.036	1:01.756	+6.531	25.853	18.132	17.771
2	11:37:29.348	57.312	+2.087	22.980	17.234	17.098	2	11:37:29.348	57.312	+2.087	22.980	17.234	17.098
3	11:38:25.792	56.444	+1.219	22.706	16.852	16.886	3	11:38:25.792	56.444	+1.219	22.706	16.852	16.886
4	11:39:21.721	55.929	+0.704	22.428	16.667	16.834	4	11:39:21.721	55.929	+0.704	22.428	16.667	16.834
5	11:40:17.171	55.450	+0.225	22.196	16.509	16.745	5	11:40:17.171	55.450	+0.225	22.196	16.509	16.745
6	11:41:13.167	55.996	+0.771	22.458	16.815	16.723	6	11:41:13.167	55.996	+0.771	22.458	16.815	16.723
7	11:42:09.196	56.029	+0.804	22.659	16.640	16.730	7	11:42:09.196	56.029	+0.804	22.659	16.640	16.730
8	11:43:04.663	55.467	+0.242	22.439	16.411	16.617	8	11:43:04.663	55.467	+0.242	22.439	16.411	16.617
9	11:43:59.959	55.296	+0.071	22.310	16.367	16.619	9	11:43:59.959	55.296	+0.071	22.310	16.367	16.619
10	11:44:55.459	55.500	+0.275	22.348	16.493	16.659	10	11:44:55.459	55.500	+0.275	22.348	16.493	16.659
11	11:45:50.777	55.318	+0.093	22.203	16.438	16.677	11	11:45:50.777	55.318	+0.093	22.203	16.438	16.677
12	11:46:46.002	55.225		22.238	16.392	16.595	12	11:46:46.002	55.225		22.238	16.392	16.595
(214) Yanis BOUILLEZ													
1	11:36:22.285	1:01.937	+7.044	25.900	18.732	17.305	1	11:36:22.285	1:01.937	+7.044	25.900	18.732	17.305
2	11:37:19.436	57.151	+2.258	22.456	17.233	17.462	2	11:37:19.436	57.151	+2.258	22.456	17.233	17.462
3	11:38:16.079	56.643	+1.750	22.951	16.966	16.726	3	11:38:16.079	56.643	+1.750	22.951	16.966	16.726
4	11:39:11.397	55.318	+0.425	22.226	16.463	16.629	4	11:39:11.397	55.318	+0.425	22.226	16.463	16.629
5	11:40:06.812	55.415	+0.522	22.207	16.432	16.776	5	11:40:06.812	55.415	+0.522	22.207	16.432	16.776
6	11:41:01.730	54.918	+0.025	22.064	16.320	16.534	6	11:41:01.730	54.918	+0.025	22.064	16.320	16.534
7	11:41:56.967	55.237	+0.344	22.179	16.372	16.686	7	11:41:56.967	55.237	+0.344	22.179	16.372	16.686
8	11:42:51.894	54.927	+0.034	22.109	16.338	16.480	8	11:42:51.894	54.927	+0.034	22.109	16.338	16.480
9	11:43:46.787	54.893		22.085	16.268	16.540	9	11:43:46.787	54.893		22.085	16.268	16.540
10	11:44:42.808	56.021	+1.128	22.135	17.018	16.868	10	11:44:42.808	56.021	+1.128	22.135	17.018	16.868
11	11:45:38.583	55.775	+0.882	22.872	16.352	16.551	11	11:45:38.583	55.775	+0.882	22.872	16.352	16.551
12	11:46:36.033	57.450	+2.557	22.491	17.034	17.925	12	11:46:36.033	57.450	+2.557	22.491	17.034	17.925
(317) Kevin BAKKER													
1	11:36:23.385	1:02.475	+7.215	27.197	17.494	17.784	1	11:36:23.385	1:02.475	+7.215	27.197	17.494	17.784
2	11:37:21.182	57.797	+2.537	23.006	17.400	17.391	2	11:37:21.182	57.797	+2.537	23.006	17.400	17.391
3	11:38:18.624	57.442	+2.182	23.475	17.098	16.869	3	11:38:18.624	57.442	+2.182	23.475	17.098	16.869
4	11:39:16.121	57.497	+2.237	23.293	17.310	16.894	4	11:39:16.121	57.497	+2.237	23.293	17.310	16.894
5	11:40:12.410	56.289	+1.029	22.354	17.077	16.858	5	11:40:12.410	56.289	+1.029	22.354	17.077	16.858
6	11:41:09.069	56.659	+1.399	23.050	16.843	16.766	6	11:41:09.069	56.659	+1.399	23.050	16.843	16.766
7	11:42:04.663	55.594	+0.334	22.347	16.505	16.742	7	11:42:04.663	55.594	+0.334	22.347	16.505	16.742
8	11:42:59.953	55.290	+0.030	22.290	16.360	16.640	8	11:42:59.953	55.290	+0.030	22.290	16.360	16.640
9	11:43:55.243	55.290	+0.030	22.190	16.403	16.697	9	11:43:55.243	55.290	+0.030	22.190	16.403	16.697
10	11:44:50.503	55.260		22.223	16.389	16.648	10	11:44:50.503	55.260		22.223	16.389	16.648
11	11:45:45.871	55.368	+0.108	22.213	16.420	16.735	11	11:45:45.871	55.368	+0.108	22.213	16.420	16.735
12	11:46:41.258	55.387	+0.127	22.242	16.434	16.711	12	11:46:41.258	55.387	+0.127	22.242	16.434	16.711
(204) Emilio VANOVERBERGHE													
1	11:36:24.194	1:02.803	+7.427	27.306	17.915	17.582	1	11:36:24.194	1:02.803	+7.427	27.306	17.915	17.582
2	11:37:22.674	58.480	+3.104	23.503	17.889	17.088	2	11:37:22.674	58.480	+3.104	23.503	17.889	17.088
3	11:38:19.424	56.750	+1.374	22.621	17.163	16.966	3	11:38:19.424	56.750	+1.374	22.621	17.163	16.966
4	11:39:17.658	58.234	+2.858	23.160	17.774	17.300	4	11:39:17.658	58.234	+2.858	23.160	17.774	17.300
5	11:40:14.645	56.987	+1.611	22.527	16.691	17.769	5	11:40:14.645	56.987	+1.611	22.527	16.691	17.769
6	11:41:12.902	58.257	+2.881	22.885	18.132	17.240	6	11:41:12.902	58.257	+2.881	22.885	18.132	17.240
7	11:42:09.581	56.679	+1.303	22.823	17.045	16.811	7	11:42:09.581	56.679	+1.303	22.823	17.045	16.811
8	11:43:05.521	55.940	+0.564	22.461	16.721	16.758	8	11:43:05.521	55.940	+0.564	22.461	16.721	16.758
9	11:44:01.031	55.510	+0.134	22.297	16.447	16.766	9	11:44:01.031	55.510	+0.134	22.297	16.447	16.766
10	11:44:56.407	55.376		22.270	16.359	16.747	10	11:44:56.407	55.376		22.270	16.359	16.747
(284) Mika VOS													
1	11:36:20.794	1:00.822	+5.770	25.870	17.761	17.191	1	11:36:20.794	1:00.822	+5.770	25.870	17.761	17.191
2	11:37:19.549	58.755	+3.703	22.928	17.955	17.872	2	11:37:19.549	58.755	+3.703	22.928	17.955	17.872
3	11:38:18.505	58.956	+3.904	22.914	17.563	18.479	3	11:38:18.505	58.956	+3.904	22.914	17.563	18.479
4	11:39:16.840	58.335	+3.283	23.297	17.951	17.087	4	11:39:16.840	58.335	+3.283	23.297	17.951	17.087
5	11:40:14.213	57.373	+2.321	22.324	17.436	17.613	5	11:40:14.213	57.373	+2.321	22.324	17.436	17.613
6	11:41:11.989	57.776	+2.724	23.384	17.164	17.228	6	11:41:11.989	57.776	+2.724	23.384	17.164	17.228
7	11:42:07.398	55.409	+0.357	22.276	16.490	16.643	7	11:42:07.398	55.409	+0.357	22.276	16.490	16.643
8	11:43:02.589	55.191	+0.139	22.234	16.370	16.587	8	11:43:02.589	55.191	+0.139	22.234	16.370	16.587
9	11:43:58.158	55.569	+0.517	22.629	16.357	16.583	9	11:43:58.158	55.569	+0.517	22.629	16.357	16.583
10	11:44:53.210	55.052		22.150	16.340	16.562	10	11:44:53.210	55.052		22.150	16.340	16.562
11	11:45:48.909	55.699	+0										

IAME Series Benelux Round 4 Genk

X30 Senior

Genk 1,360 Km

Heat 15 E-F

17.08.2024 11:30

Race (10:00 and 1 Laps) started at 11:35:19

Lap	Time of Day	Lap Tm	Diff	S1 Tm	S2 Tm	S3 Tm
11	11:45:52.029	55.622	+0.246	22.357	16.467	16.798
12	11:46:47.832	55.803	+0.427	22.491	16.524	16.788

Lap	Time of Day	Lap Tm	Diff	S1 Tm	S2 Tm	S3 Tm
7	11:42:06.072	55.778	+0.275	22.437	16.537	16.804
8	11:43:01.575	55.503		22.315	16.477	16.711
9	11:43:57.386	55.811	+0.308	22.653	16.498	16.660
10	11:44:53.054	55.668	+0.165	22.416	16.555	16.697
11	11:45:49.071	56.017	+0.514	22.342	17.013	16.662
12	11:46:45.246	56.175	+0.672	22.626	16.823	16.726

(398) Lluís TORT MAS

1	11:36:26.181	1:05.153	+9.554	29.567	18.028	17.558
2	11:37:23.723	57.542	+1.943	23.119	17.190	17.233
3	11:38:20.476	56.753	+1.154	22.940	16.972	16.841
4	11:39:18.298	57.822	+2.223	22.740	17.516	17.566
5	11:40:14.706	56.408	+0.809	22.739	16.695	16.974
6	11:41:12.966	58.260	+2.661	23.472	17.390	17.398
7	11:42:09.133	56.167	+0.568	22.665	16.619	16.883
8	11:43:05.947	56.814	+1.215	22.842	17.132	16.840
9	11:44:01.612	55.665	+0.066	22.328	16.611	16.726
10	11:44:57.211	55.599		22.287	16.613	16.699
11	11:45:53.359	56.148	+0.549	22.626	16.644	16.878
12	11:46:49.524	56.165	+0.566	22.603	16.647	16.915

(200) Anne-Charlotte ANTUORO

1	11:36:24.655	1:03.242	+7.175	27.348	18.305	17.589
2	11:37:23.944	59.289	+3.222	23.587	18.336	17.366
3	11:38:20.856	56.912	+0.845	22.865	17.022	17.025
4	11:39:18.498	57.642	+1.575	22.674	17.332	17.636
5	11:40:16.237	57.739	+1.672	23.022	17.461	17.256
6	11:41:14.082	57.845	+1.778	23.178	17.614	17.053
7	11:42:10.939	56.857	+0.790	22.746	16.898	17.213
8	11:43:07.201	56.262	+0.195	22.569	16.808	16.885
9	11:44:03.268	56.067		22.578	16.639	16.850
10	11:44:59.626	56.358	+0.291	22.675	16.812	16.871
11	11:45:55.709	56.083	+0.016	22.545	16.622	16.916
12	11:46:52.001	56.292	+0.225	22.576	16.740	16.976

(370) Rosanne DEN DRIJVER

1	11:36:23.802	1:02.314	+7.217	26.101	18.336	17.877
2	11:37:21.875	58.073	+2.976	22.861	18.129	17.083
3	11:38:18.938	57.063	+1.966	22.924	17.286	16.853
4	11:39:17.118	58.180	+3.083	23.210	17.706	17.264
5	11:40:14.371	57.253	+2.156	22.480	17.115	17.658
6	11:41:11.013	56.642	+1.545	22.851	17.042	16.749
7	11:42:06.386	55.373	+0.276	22.230	16.496	16.647
8	11:43:01.695	55.309	+0.212	22.222	16.507	16.580
9	11:43:57.152	55.457	+0.360	22.333	16.398	16.726
10	11:44:52.249	55.097		22.162	16.319	16.616
11	11:45:47.405	55.156	+0.059	22.132	16.360	16.664
12	11:46:44.592	57.187	+2.090	22.278	17.471	17.438

(297) Luis ESSER

1	11:36:29.711	1:09.315	+13.508	33.581	18.375	17.359
2	11:37:26.790	57.079	+1.272	22.917	16.956	17.206
3	11:38:23.096	56.306	+0.499	22.562	16.811	16.933
4	11:39:19.940	56.844	+1.037	22.516	17.298	17.030
5	11:40:15.944	56.004	+0.197	22.362	16.747	16.895
6	11:41:13.650	1:07.706	+11.899	33.337	17.411	16.958
7	11:42:19.545	55.895	+0.088	22.478	16.579	16.838
8	11:43:15.458	55.913	+0.106	22.482	16.553	16.878
9	11:44:11.433	55.975	+0.168	22.438	16.692	16.845
10	11:45:07.240	55.807		22.391	16.571	16.845
11	11:46:03.357	56.117	+0.310	22.450	16.659	17.008
12	11:47:01.237	57.880	+2.073	22.859	17.181	17.840

(208) Ellie DAX(R)

1	11:36:24.520	1:03.329	+7.792	27.382	18.353	17.594
2	11:37:23.570	59.050	+3.513	23.620	18.077	17.353
3	11:38:20.255	56.685	+1.148	22.906	16.932	16.847
4	11:39:18.170	57.915	+2.378	22.665	17.730	17.520
5	11:40:14.788	56.618	+1.081	23.030	16.714	16.874
6	11:41:14.152	59.364	+3.827	24.701	17.620	17.043
7	11:42:10.809	56.657	+1.120	22.753	16.958	16.946
8	11:43:06.407	55.598	+0.061	22.339	16.519	16.740
9	11:44:02.025	55.618	+0.081	22.345	16.499	16.774
10	11:44:57.562	55.537		22.303	16.500	16.734
11	11:45:53.434	55.872	+0.335	22.487	16.646	16.739
12	11:46:49.618	56.184	+0.647	22.667	16.619	16.898

(321) Jules VANHULLE

1	11:36:23.741	1:02.755	+7.610	27.395	17.722	17.638
2	11:37:21.335	57.594	+2.449	22.810	17.762	17.022
3	11:38:18.802	57.467	+2.322	23.392	17.278	16.797
4	11:39:17.026	58.224	+3.079	23.267	17.592	17.365
5	11:40:13.045	56.019	+0.874	22.335	16.997	16.687
6	11:41:08.743	55.698	+0.553	22.394	16.636	16.668
7	11:42:04.132	55.389	+0.244	22.295	16.454	16.640
8	11:42:59.277	55.145		22.146	16.351	16.648
9	11:43:54.497	55.220	+0.075	22.205	16.372	16.643
10	11:44:49.788	55.291	+0.146	22.264	16.399	16.628

(235) CJ BENNETT

1	11:36:23.278	1:02.526	+7.197	26.193	18.575	17.758
2	11:37:21.117	57.839	+2.510	23.021	17.372	17.446
3	11:38:19.235	58.118	+2.789	23.500	17.632	16.986
4	11:39:17.333	58.098	+2.769	23.127	17.655	17.316
5	11:40:14.149	56.816	+1.487	22.546	16.810	17.460
6	11:41:11.221	57.072	+1.743	22.984	17.327	16.761
7	11:42:06.656	55.435	+0.106	22.297	16.412	16.726
8	11:43:02.467	55.811	+0.482	22.252	16.639	16.920
9	11:43:58.614	56.147	+0.818	22.971	16.448	16.728
10	11:44:54.021	55.407	+0.078	22.246	16.488	16.673
11	11:45:49.350	55.329		22.186	16.469	16.674
12	11:46:44.935	55.585	+0.256	22.330	16.601	16.654

(368) Milan MARCZAK

1	11:36:18.255	58.557	+2.661	24.170	17.194	17.193
2	11:37:15.296	57.041	+1.145	22.854	17.232	16.955
3	11:38:11.903	56.607	+0.711	22.906	16.727	16.974
4	11:39:08.470	56.567	+0.671	22.866	16.643	17.058
5	11:40:05.155	56.685	+0.789	22.776	16.963	16.946
6	11:41:01.051	55.896		22.453	16.599	16.844
7	11:41:57.165	56.114	+0.218	22.439	16.614	17.061

(225) Koen DE ROOIJ

1	11:36:24.261	1:03.009	+7.506	27.051	18.063	17.895
2	11:37:22.888	58.627	+3.124	23.581	17.852	17.194
3	11:38:19.522	56.634	+1.131	22.670	17.015	16.949
4	11:39:17.553	58.031	+2.528	22.984	17.776	17.271
5	11:40:14.217	56.664	+1.161	22.507	16.704	17.453
6	11:41:10.294	56.077	+0.574	22.716	16.581	16.780

(310) Siebe WIJMA

1	11:36:23.079	1:02.508	+5.974	26.108	18.729	17.671
2	11:37:23.447	1:00.368	+3.834	23.305	19.646	17.417
3	11:38:19.981	56.534		22.772	16.934	16.828
4	11:39:18.007	58.026	+1.492	22.788	17.728	17.510
5	11:40:14.669	56.662	+0.128	22.491	16.630	17.541

(363) Joan ALUJA OLESTI

1	11:36:21.545	1:00.898		25.547	18.162	17.189
---	--------------	-----------------	--	--------	--------	---------------

IAME Series Benelux Round 4 Genk

Lapchart

X30 Senior

Genk 1,360 Km

Heat 15 E-F

17.08.2024 11:30

Race (10:00 and 1 Laps) started at 11:35:19

Competitors	Laps													
		0	1	2	3	4	5	6	7	8	9	10	11	12
Roxanne LANTINGA(R) (357)	1	357	357	357	357	254	254	261	261	261	261	261	261	261
Milan MARCZAK (368)	2	368	368	254	254	357	261	254	357	357	364	364	364	364
Joseph SMITH (364)	3	364	254	368	261	261	357	357	364	364	357	270	270	270
Conor GRANT (254)	4	254	261	261	368	383	383	364	254	254	254	254	226	226
Annabelle BRIAN (383)	5	383	383	383	383	364	364	383	226	226	270	357	214	357
Thomas VAN VLIET(R) (270)	6	270	364	364	364	368	226	226	270	270	226	383	357	248
Roméo ROUSSEL (248)	7	248	248	226	226	226	270	270	383	383	383	214	248	214
Mika VOS (284)	8	284	226	270	270	270	368	368	214	214	214	226	202	202
Jens BEEUSAERT (312)	9	312	270	248	248	248	214	214	368	248	248	248	254	254
Thibauld GELADE (261)	10	261	312	214	214	214	248	248	248	202	202	202	285	285
Markus GLUME (226)	11	226	284	284	285	202	202	202	202	285	285	285	224	224
Philip SVENDSEN (263)	12	263	202	202	202	285	285	285	285	224	224	224	383	383
Angelo MELI (224)	13	224	363	285	312	263	263	263	224	263	263	263	263	263
Yanis BOUILLEZ (214)	14	214	214	312	263	312	224	224	263	321	321	321	312	312
Luis ESSER (297)	15	297	263	263	224	224	317	312	321	312	312	312	317	317
Luca MONTEBELLO (228)	16	228	285	224	284	317	312	321	312	317	317	317	370	370
Taiyo VLIEGEN(R) (202)	17	202	224	235	317	284	321	317	317	225	370	370	257	284
Siebe WIJMA (310)	18	310	310	317	321	321	235	225	225	370	225	257	284	257
Charly GLUME (354)	19	354	235	321	370	370	284	370	370	257	257	225	225	235
Joan ALUJA OLESTI (363)	20	363	317	370	235	235	225	235	235	235	284	284	235	225
Roberto BAAS (285)	21	285	321	204	204	225	370	257	257	284	235	235	362	362
CJ BENNETT (235)	22	235	370	225	225	204	204	284	284	362	362	362	204	204
Hugo BESSON (257)	23	257	204	310	310	310	310	204	398	204	204	204	398	398
Kevin BAKKER (317)	24	317	225	208	208	208	398	398	362	398	398	398	208	208
Jules VANHULLE (321)	25	321	208	398	398	398	208	362	204	208	208	208	200	200
Lluis TORT MAS (398)	26	398	200	200	200	200	257	200	208	200	200	200	297	297
Emmanouil LIOUDAKIS (343)	27	343	398	297	297	257	297	208	200	297	297	297		
Ellie DAX(R) (208)	28	208	297	257	257	297	200	297	297					
Koen DE ROOIJ (225)	29	225	257	362	362	362	362							
Emmilio VANOVERBERGHE (204)	30	204	362											
Anne-Charlotte ANTUORO (200)	31	200												
Rosanne DEN DRIJVER (370)	32	370												
Alex MACHADO (362)	33	362												
-	34													

IAME Series Benelux Round 4 Genk
X30 Senior
Genk 1,360 Km
Heat 16 C-G
17.08.2024 11:50
Race (10:00 and 1 Laps) started at 11:55:02

Pos	No.	Name	Nat	Chassis	Raceteam	Laps	Total Tm	Diff	Best Tm	km/h	Points	Commer
1	339	Lewis MACKIE	GBR	Tony-Kart	EGP Racing Team	12	11:10.771		55.135	88,800	0	
2	216	Victor LOUIS	BEL	Kosmic	Rsd Karting	12	11:11.496	0.725	55.252	88,612	2	
3	247	Sem VAN DER HEIJDEN(R)	NLD	Croc Promotio	KCR-Racing	12	11:14.100	3.329	55.347	88,460	3	
4	385	Vilmer SVAHN	SWE	Croc Promotio	Croc Promotion	12	11:14.324	3.553	54.781	89,374	4	
5	288	Tristan KROONE	NLD	TD Kart	Privateer	12	11:14.476	3.705	55.198	88,699	5	
6	241	Mirco WOUTERS	BEL	Tony-Kart	EGP Racing Team	12	11:14.684	3.913	55.041	88,952	6	
7	397	Beau HEIJMANS	NLD	Falcon	Falcon racing team	12	11:17.794	7.023	55.338	88,474	7	
8	222	Alexi CONSTANT(R)	BEL	Kosmic	AC Racing	12	11:18.216	7.445	55.290	88,551	8	
9	236	Matthias VANDEKERCKHOV	BEL	KR	Victory Lane	12	11:18.239	7.468	55.112	88,837	9	5 sec
10	302	Lauritz SACHSE	DNK	Falcon	Falcon racing team	12	11:18.847	8.076	55.321	88,502	10	
11	255	Julian KAMEN	NLD	KR	KBK COMPETITION	12	11:19.577	8.806	55.106	88,847	11	5 sec
12	355	Alessandro BIGI	ARE	KR	Victory Lane	12	11:20.830	10.059	55.221	88,662	12	5 sec
13	240	Luke TAYLOR	GBR	Lando Norris	Premium Karting	12	11:21.031	10.260	55.311	88,518	13	
14	346	Daan STEENMAN	NLD	Croc Promotio	KCR-Racing	12	11:21.478	10.707	55.456	88,286	14	5 sec
15	308	Louka MOULARD(R)	BEL	Tony-Kart	MCK Racing	12	11:21.630	10.859	55.054	88,931	15	
16	249	Riemer BLONK	NLD	Croc Promotio	KCR-Racing	12	11:21.808	11.037	55.132	88,805	16	
17	376	Maxim HAROUTOUNIAN	NLD	Falcon	Falcon racing team	12	11:23.500	12.729	55.362	88,436	17	
18	322	Sky DEFOURNY	NLD	TD Kart	Delre Racing Team	12	11:23.642	12.871	55.201	88,694	18	
19	345	Sofia ZANFARI	MAR	KR	Victory Lane	12	11:23.777	13.006	55.154	88,770	19	
20	238	Enzo MENENDEZ	FRA	RedSpeed	Renaux Racing Team	12	11:24.113	13.342	55.440	88,312	20	5 sec
21	342	Cathal CLARK	GBR	KR	Fusion Motorsport Benel	12	11:24.216	13.445	55.454	88,289	21	
22	303	Christopher BINGHAM	GBR	Gillard	S8 Racing	12	11:24.333	13.562	55.388	88,395	22	
23	307	Andrea PIROVANO	ITA	TB Kart	TBKART	12	11:24.539	13.768	55.263	88,595	23	
24	344	Luis AGUIAR CARDOSO	PRT	KR	Vdk	12	11:24.758	13.987	55.556	88,127	24	
25	279	Siebe PAGNAER	BEL	TD Kart	TD Official Racing Team	12	11:24.793	14.022	55.241	88,630	25	
26	264	Max STORM	NLD	Kosmic	Fusion Motorsport Benel	12	11:25.287	14.516	55.036	88,960	26	
27	274	Miguel SILVA	PRT	Pantano	PANTANO RACING TEAM	12	11:25.392	14.621	55.704	87,893	27	
28	340	Thibeau WIJERS	NLD	CRG	DFK	12	11:25.436	14.665	55.662	87,959	28	
29	325	Quentin DAPOIGNY	FRA	Kosmic	Privateer	12	11:28.751	17.980	55.178	88,731	29	
30	215	Esteban WALGRAEVE	BEL	Kosmic	Rsd Karting	12	11:30.074	19.303	55.361	88,438	30	
31	262	Roan VAN DE KERKHOF	NLD	Formula K	Scuderia 24/7	12	11:34.474	23.703	55.998	87,432	31	5 sec
32	293	Dennis BOUMAN	NLD	Exprit	wjs racing	12	11:36.168	25.397	55.307	88,524	32	5 sec
33	246	Mattéo VAN DE KERCHOVE	BEL	KR	Vdk	12	11:55.537	44.766	55.590	88,073	33	5 sec
34	281	Maxime BLANCHEMAIN	FRA	KR	Victory Lane	2	1:57.853	10 Laps	57.061	85,803	34	
35	384	Victor AEGERTER	FRA	Croc Promotio	Croc Promotion	1	1:05.264	11 Laps	1:03.399	77,225	35	

Announcements

These results are provisional until the conclusion of any judicial and technical matters!

#255,355,262,293,246 front fairing / 5 sec TP

#236 pushing / 5 sec time penalty

#238 + 346 run off area / 5 sec time penalty

Margin of Victory	Ø km/h	Best Lap Tm	km/h	Best Lap by
0.725	87,589	54.781	89,374	385 - Vilmer SVAHN

Official Timing www.mwraceconsulting.com
Orbits

Timekeeping Meik Wagner:



Clerk of the course Thomas Lainer:

www.mylaps.com

Steward (Chairman) Wim Cools:

Chief Scrutineer Liam van de Wouwer:

Licensed to: MW Racec Consulting

Printed: 17.08.2024 13:23:33

posted at:

h